

Thoroughbred Market Report



AUGUST 2021

Editor – Bill Oppenheim, bopp@billoppenheim.com
Managing Editor – Emily J Plant PhD, emily@billoppenheim.com
Worldwide Sales Ticker – Brianne Stanley, bristanley1@gmail.com

Copyright 2021: The Bill Oppenheim Group

For subscription information go to www.billoppenheim.com
or contact info@billoppenheim.com

Thoroughbred Market Report

AUGUST 2021

TABLE OF CONTENTS

	PAGE
SECTION 1: FASIG-TIPTON SARATOGA / NY-BRED SALES SIRE PREVIEW	1
SECTION 2: APEX MID-YEAR 2021	4
SECTION 3: FASIG-TIPTON JULY YEARLING SALE AVERAGES	16
SECTION 4: NORTHERN HEMISPHERE SALES TICKERS	18
SECTION 5: AUS/NZ SALES TICKERS	21
SECTION 6: AUS/NZ SIRE AVERAGES	23
SECTION 7: BILL'S TWEETS	33

IN THIS POWER-PACKED ISSUE

- Progeny Performance and Commercial data for 77 sires with yearlings catalogued to The Saratoga Sale and/or the NY-bred Sale. **Into Mischief** has 19 catalogued to the main sale; **Uncle Mo** (15), **Quality Road** (11), and **Street Sense** (9) all have 9+ catalogued, as do first-year sires **Justify** (14), **Bolt d'Oro** (13), and **Good Magic** (9) lead first-year sires. We expect Quality Road to have a big sale as his stud fee and quality of mares doubled with this crop.
- Extensive coverage of new Midyear 2021 Northern Hemisphere APEX ratings for 679 sires in North America, Europe, and Japan. **Galileo** (6.35) once again tops the charts, followed by fellow Europeans **Dubawi** (4.90) and **Frankel** (4.75). There are 12 Leading Sires tables plus a click-through for 2015-2021 ratings for all 679 sires.
- Special coverage: 20 APEX 'Sires to Watch' whose numbers suggest they either have or are about to take big steps forward, ranging from **Munnings** and **Wootton Bassett** to young sires like **New Bay** and **Kodi Bear**. See who we think breeders should be betting on in 2022.
- Worldwide Sales Tickers covering Fasig-Tipton July Yearlings; Horses of Racing Age sales in North America and Tattersalls' July Sale; and the Japanese Weanling and Yearling Sales. Significantly, Fasig's July yearling gross was up 16% from 2019 though a more modest 8% from 2018 highs, virtually the same as the combined Japan sale, the gross of which was up 17% from 2019 but 9% from 2018.
- Extensive summaries, including Sales Tickers, for the three sectors of the 2021 Australasian auction marketplace: yearlings, weanlings, and broodmares/broodmare prospects. **I Am Invincible** had \$55-million worth of yearlings sold and Snitzel \$41-million, accounting between them for 14% of the \$678-million in Australasian yearling sales. Yearlings are 74% of the Australasian market, versus 51% in North America and Europe, suggesting there is room for growth in Australasia, particularly in the weanling market.
- And a few tweets from Bill, usually covering a Sire-of-the-moment.

To subscribe to the Thoroughbred Market Report please visit
<https://billoppenheim.com/abouttmr.php> or email emily@billoppenheim.com

SECTION 1: FASIG-TIPTON SARATOGA / NY-BRED SALE PREVIEW

INTO MISCHIEF TOP AMONG 77 SIRES AT FASIG-TIPTON'S SALES WEEK

There are a total of 518 yearlings catalogued between The Saratoga Sale (210, down 6% from 223 in 2019) August 9-10 and the New York-Bred Sale (308 catalogued, down 7% from 332 in 2019) August 15-16 at Fasig-Tipton's Saratoga sale grounds. Saratoga 2019 grossed \$55.5-million, averaging \$411,459 for 135 sold; the NY-bred sale grossed \$16.2-million and averaged \$87,097, though had peaked in 2018 with an \$18.5-million gross and \$107,512 average with a similar number catalogued and sold. Between them the two sales grossed \$71.7-million in 2019.

Into Mischief is in the lead for his third consecutive sires' championship and has the highest number of yearlings catalogued at The Saratoga Sale (19) and for the week overall (21). Seven sires have nine or more catalogued at the banner sale, the other six including other proven sires **Uncle Mo** (15), **Quality Road** (11), and **Street Sense** (9), plus first-crop yearling sires **Justify** (14), **Bolt d'Oro** (13), and **Good Magic** (9). **Quality Road**, who was the leading North American sire of 2yo's by average this spring (\$428,000), figures to have an especially good sales year, as his stud fee had doubled to \$150,000 in 2019, and the quality of his mares about doubled too.

Of the first-year sires, the unbeaten Triple Crown winner **Justify**, who should debut among the top ten commercial yearling sires, will undoubtedly be the top F2020 (first foals 2020, first yearlings 2021) sire by yearling average. Among his victims on the racetrack were the other two first-year sires

with the biggest representation at The Saratoga Sale. **Good Magic** had won the 2017 Breeders' Cup Juvenile, with two-time 2yo G1 winner **Bolt d'Oro** third after a bad start and a wide trip. **Good Magic** won the G2 Blue Grass and G1 Haskell at three and was second to **Justify** in the G1 Kentucky Derby and fourth in the G1 Preakness; **Bolt d'Oro** was awarded the G2 San Felipe via the disqualification of **McKinzie** and ran second to **Justify** in the G1 Santa Anita Derby but was down the field in the Kentucky Derby in what was ultimately his last race. However, **Nathaniel**, **Zoffany**, and **Farhh** all proved that being beaten by **Frankel** was no impediment to sire success, so **Good Magic** and **Bolt d'Oro** have every chance too.

Four other first-crop sires happen to have 9 yearlings each catalogued to the NY-bred sale: **Into Mischief's** half-brother **Mendelssohn** (also has 7 in The Saratoga Sale, for 16 total during the week); the unbeaten \$825,000 two-year-old **Army Mule** (plus 3); and the 2017 G1 Kentucky Derby winner **Always Dreaming** and three-time G2 winner **Good Samaritan**, by **Into Mischief's** sire, **Harlan's Holiday** also have 9 catalogued in the NY-bred sale. The 2018 G1 Breeders' Cup Dirt Mile and 2019 G1 Pegasus winner **City of Light**, second-leading North American F2020 sire by weanling/short yearling average, has seven in the main sale and three NY-breds. Others with the highest numbers in the NY-bred sale are 2020 freshman sire sensation **Laoban** (12, plus one); **Into Mischief's** son **Practical Joke** (11, plus three), sire of G3 winner **Wit** in his first crop; and the top proven son of **Tapit**, **Constitution** (8, plus two).

18 SIRES WITH 9+ CATALOGUED

SIRE NAME	FFLS	# CATALOGUED	# SAR	# NYB
INTO MISCHIEF	2010	21	19	2
BOLT D'ORO	2020	17	13	4
UNCLE MO	2013	16	15	1
MENDELSSOHN	2020	16	7	9
JUSTIFY	2020	15	14	1
PRACTICAL JOKE	2019	14	3	11
LAOBAN	2018	13	1	12
GOOD MAGIC	2020	12	9	3
ARMY MULE	2020	12	3	9
QUALITY ROAD	2012	11	11	0
STREET SENSE	2009	11	9	2
NYQUIST	2018	11	5	6
CITY OF LIGHT	2020	10	7	3
CANDY RIDE	2006	10	7	3
FROSTED	2018	10	3	7
CONSTITUTION	2017	10	2	8
ALWAYS DREAMING	2020	9	0	9
GOOD SAMARITAN	2020	9	0	9

FASIG-TIPTON SARATOGA / NY-BRED SIRE PREVIEW



Into Mischief, leading sire by number catalogued for Fasig-Tipton Saratoga + NY-Bred Sale.
Photo courtesy Spendthrift Farm.

SIRE NAME	YOB	FFLS	STANDS	2019 FEE	2021 FEE	2021 FT July Avg	2021 2yo Avg	2020 YRLG Avg	2020/21 WNLG/ S.YRLG Avg	APEX A RNR INDX	# CAT.	# SAR	# NYB
ACCELERATE	2013	2020	KY	20,000	17,500	60,625	-	-	46,159	-	3	3	
ALWAYS DREAMING	2014	2020	KY	25,000	17,500	75,000	-	-	26,949	-	9		9
AMERICAN PHAROAH	2012	2017	KY	110,000	100,000	95,000	214,277	227,820	182,500	2.86	3	3	
ARMY MULE	2014	2020	KY	10,000	7,500	113,750	-	-	44,556	-	12	3	9
ARROGATE	2013	2019	DEAD	75,000	-	100,000	268,533	231,661	121,500	-	6	5	1
BERNARDINI	2003	2008	KY	50,000	35,000	68,000	122,625	62,700	85,333	1.94	3	1	2
BLAME	2006	2012	KY	30,000	30,000	75,000	88,369	57,884	75,000	1.91	3	1	2
BOLT D'ORO	2015	2020	KY	25,000	15,000	131,667	-	-	79,103	-	17	13	4
BROKEN VOW	1997	2003	KY	25,000	20,000	-	42,500	45,400	-	1.19	1	1	
CAIRO PRINCE	2011	2016	KY	25,000	15,000	-	88,739	47,601	25,750	0.91	6		6
CALIFORNIA CHROME	2011	2018	JPN	35,000	-	-	33,461	17,903	8,291	-	1		1
CANDY RIDE	1999	2006	KY	80,000	75,000	350,000	112,800	164,645	134,571	2.84	10	7	3
CITY OF LIGHT	2014	2020	KY	35,000	40,000	165,000	-	-	190,875	-	10	7	3
CLASSIC EMPIRE	2014	2019	KY	25,000	17,500	65,000	143,708	89,613	32,813	-	4		4
CLOUD COMPUTING	2014	2020	KY	7,500	5,000	89,000	-	-	28,029	-	4		4
COLLECTED	2013	2020	KY	17,500	17,500	86,111	-	-	52,455	-	5		5
CONNECT	2013	2019	KY	20,000	15,000	135,000	112,117	52,075	32,848	-	5	1	4
CONSTITUTION	2011	2017	KY	15,000	85,000	-	108,650	137,351	91,250	3.62	10	2	8
CUPID	2013	2019	KY	10,000	5,000	-	67,412	46,786	11,833	-	1		1
CURLIN	2004	2010	KY	175,000	175,000	-	290,416	321,153	-	3.34	5	5	
DIALED IN	2008	2014	KY	25,000	15,000	100,000	105,785	41,462	25,111	1.59	3		3
DISTORTED HUMOR	1993	2000	KY	50,000	Private	-	144,799	116,750	81,250	1.72	7	1	6
EMPIRE MAKER	2000	2005	DEAD	85,000	-	160,000	127,447	98,695	101,143	0.85	3	2	1
EXAGGERATOR	2013	2018	KY	25,000	15,000	-	36,869	25,982	8,247	-	3		3
FLATTER	1999	2005	KY	40,000	35,000	145,000	220,900	130,833	106,700	1.61	4	1	3
FROSTED	2012	2018	KY	50,000	25,000	82,667	147,643	67,371	50,333	1.49	10	3	7
GHOSTZAPPER	2000	2007	KY	85,000	85,000	-	193,300	166,617	81,357	2.73	6	3	3
GOLDENCENTS	2010	2016	KY	20,000	15,000	84,250	42,967	29,069	25,675	1.66	4		4
GOOD MAGIC	2015	2020	KY	35,000	30,000	125,333	-	-	82,278	-	12	9	3
GOOD SAMARITAN	2014	2020	KY	12,500	7,500	57,800	-	-	28,661	-	9		9
GUN RUNNER	2013	2019	KY	70,000	50,000	139,000	306,285	246,413	106,727	-	3	2	1

SIRE NAME	YOB	FFLS	STANDS	2019 FEE	2021 FEE	2021 FT July Avg	2021 2yo Avg	2020 YRLG Avg	2020/21 WNLG/ S.YRLG Avg	APEX A RNR INDX	# CAT.	# SAR	# NYB
HARD SPUN	2004	2009	KY	40,000	35,000	170,000	124,479	62,425	59,000	1.76	8	1	7
HONOR CODE	2011	2017	KY	40,000	20,000	-	59,384	50,068	11,375	1.18	1	1	
INTO MISCHIEF	2005	2010	KY	150,000	225,000	360,000	284,047	420,162	237,417	2.90	21	19	2
JIMMY CREED	2009	2015	KY	20,000	10,000	90,000	72,074	46,125	13,963	1.04	1		1
JUSTIFY	2015	2020	KY	150,000	125,000	210,000	-	-	355,556	-	15	14	1
KANTHAROS	2008	2012	KY	20,000	30,000	45,000	82,016	49,867	46,381	1.75	8	1	7
KITTEN'S JOY	2001	2007	KY	75,000	60,000	-	45,650	139,505	87,000	1.96	1	1	
KLIMT	2014	2019	KY	10,000	10,000	50,000	60,678	29,890	11,713	-	1		1
LAOBAN	2013	2018	DEAD	7,500	25,000	70,000	79,157	35,656	68,000	4.22	13	1	12
LIAM'S MAP	2011	2017	KY	20,000	30,000	132,500	195,500	80,435	57,583	2.33	3		3
LORD NELSON	2012	2019	KY	25,000	10,000	50,500	99,166	84,972	35,063	-	4	2	2
MACLEAN'S MUSIC	2008	2014	KY	25,000	20,000	147,500	172,708	67,083	77,813	1.40	6		6
MALIBU MOON	1997	2001	DEAD	75,000	35,000	93,750	119,739	113,222	53,367	2.14	3	2	1
MASTERY	2014	2019	KY	25,000	25,000	-	73,222	129,421	108,688	-	5	2	3
MEDAGLIA D'ORO	1999	2006	KY	200,000	150,000	-	284,209	483,884	155,000	3.55	4	4	
MENDELSSOHN	2015	2020	KY	35,000	35,000	151,667	-	-	82,589	-	16	7	9
MIDNIGHT LUTE	2003	2010	KY	15,000	15,000	200,000	80,250	32,906	44,600	1.41	3	1	2
MIDSHIPMAN	2006	2012	KY	8,500	7,500	94,400	91,500	33,236	20,056	1.47	1		1
MINESHAFT	1999	2005	KY	20,000	15,000	-	47,333	27,285	32,000	1.31	1		1
MO TOWN	2014	2020	KY	12,500	7,500	59,600	-	-	41,318	-	7	1	6
MOR SPIRIT	2013	2020	KY	10,000	5,000	101,400	-	-	25,600	-	2		2
MORE THAN READY	1997	2002	KY	80,000	65,000	132,500	124,712	110,944	84,286	1.93	4	4	
MUNNINGS	2006	2012	KY	20,000	40,000	112,909	184,277	80,932	87,136	2.19	8	4	4
NO NAY NEVER	2011	2016	IRE	100,000	125,000	-	141,767	140,249	186,048	2.10	1	1	
NOT THIS TIME	2014	2018	KY	15,000	40,000	155,000	61,452	113,822	65,625	2.08	2	2	
NYQUIST	2013	2018	KY	40,000	75,000	165,000	342,043	165,773	134,500	1.96	11	5	6
OSCAR PERFORMANCE	2014	2020	KY	20,000	15,000	-	-	-	52,000	-	5	2	3
OUTWORK	2013	2018	KY	15,000	15,000	65,000	69,285	39,987	20,750	1.80	2		2
PIONEEROF THE NILE	2006	2011	DEAD	110,000	-	-	156,545	217,333	120,000	1.37	3	2	1
PRACTICAL JOKE	2014	2019	KY	30,000	22,500	162,750	188,993	120,243	81,500	-	14	3	11
QUALITY ROAD	2006	2012	KY	150,000	150,000	-	428,000	342,780	-	2.08	11	11	
SHARP AZTECA	2013	2020	KY	10,000	6,500	50,000	-	-	23,808	-	7		7
SKY MESA	2000	2005	KY	15,000	12,500	100,000	23,000	18,373	5,250	1.41	2		2
SPEIGHTSTOWN	1998	2006	KY	80,000	90,000	150,000	114,466	186,732	189,615	2.65	3	1	2
STREET SENSE	2004	2009	KY	50,000	60,000	103,333	66,350	106,144	122,000	2.16	11	9	2
TAPIT	2001	2006	KY	225,000	185,000	200,000	193,000	407,115	209,000	3.54	6	6	
TAPIZAR	2008	2014	DEAD	10,000		-	53,500	40,571	10,867	0.96	2		2
TAPWRIT	2014	2020	KY	12,500	10,000	93,143	-	-	46,444	-	2		2
TIZNOW	1997	2003	RETIRED	50,000	-	-	62,020	48,231	25,833	1.28	5		5
TWIRLING CANDY	2007	2013	KY	25,000	40,000	155,000	165,086	76,696	56,000	1.77	5	2	3
UNCLE MO	2008	2013	KY	125,000	175,000	166,667	353,818	279,562	193,462	3.04	16	15	1
UNIFIED	2013	2019	KY	10,000	10,000	62,500	80,500	43,390	26,214	-	7	1	6
UNION RAGS	2009	2014	KY	60,000	30,000	210,000	145,140	106,000	80,923	1.48	8	5	3
VIOLENCE	2010	2015	KY	40,000	25,000	120,000	119,211	72,128	48,200	0.90	4	1	3
WAR FRONT	2002	2008	KY	250,000	150,000	-	334,476	337,034	325,000	3.82	4	4	
WEST COAST	2014	2020	KY	35,000	20,000	84,000	-	-	53,625	-	5	2	3

For a complete roster of all 77 sires with yearlings catalogued at Fasig-Tipton Saratoga & NY-bred sales, please [click here](#)

SECTION 2: APEX MID-YEAR 2021

GALILEO LEADS NORTH AMERICAN & EUROPEAN APEX SIRES AT MIDYEAR 2021



*The dearly departed Galileo, once again leading sire by APEX A Runner Index.
Photo courtesy Coolmore Stud.*

APEX (Annual Progeny Earnings index) sire ratings measure the frequency with which sires' runners attain certain earnings percentage thresholds over a seven-year period: the top 2% of earners in each jurisdiction each year are designated 'A Runners', the next 2% 'B Runners', the next 4% 'C Runners', and therefore the top 8% are designated 'ABC Runners'. If a sire has 100 runners in a year, and two of them have earnings at or above the A Runner threshold, the sire has an A Runner Index of 1.00 for that year; if he has 10 A Runners, his A Runner Index for that year is 5.00. The numbers are calculated for each of seven countries in three regions: North America (US & Canada); Europe (UK/Ireland, France, and Germany); and Japan, although our leaders lists use just North America and Europe as Japanese horses do not make many forays outside Japan. Excluding 2020 as the complete anomaly that it was, in 2019 in North America a horse needed to earn \$149,900+ to qualify as an A Runner; in 2021, through July 5, when The Jockey Club Information Systems (TJCIS) ran these figures for us, the top 2% threshold for North America was \$95,198. We calculate about 4% of named foals become A Runners at some point in their careers – roughly the same percentage as become Listed or Group/Graded Black-Type Winners.

Because earnings ratings such as APEX and the average-earnings index (susceptible to being skewed by one or two monster earners) are calculated on an annual basis, in the seven-year APEX rating range one horse may be counted as up to seven 'runners' and, for that matter, up to seven A Runners (Winx, for example, counted as 5 A Runners and 1 B Runner in 6 seasons of racing); for this reason we also call 'runners', in this context, 'year-starters'. So, between 1/1/2015 and July 5, 2021, Galileo had a total of 1,836 year-starters, of which his various runners achieved the respective

A Runner earnings threshold 233 times; thus, he had 233 A Runners/1836 Year-starters. This is 12.39% A Runners/Year-Starters; divided by 2%, we see Galileo had an 'A Runner Index' of 6.35. The 'normal' A Runner Index is 1.00.

Galileo, who died age 23 in early July, is thus on course to become the leading sire by A Runner Index in North America and Europe for the fifth time in 2021. Galileo has shattered just about every record there's ever been, but we consider this another quite incredible achievement, because the more year-starters a sire has, the less likely he is to sustain a high A Runner Index. We only consider sires with 200+ year-starters for our overall leading sire lists, but often younger sires who have made a hot start but have more like 236 year-starters than 1,836 do jump ahead of their older contemporaries with so many more runners. In fact, since he first took the mantle after the 2014 season the only times Galileo hasn't been the leading APEX sire by A Runner Index were in 2016, when Uncle Mo, with first 3yo's, grabbed the title, and in 2018 and 2019, when Galileo's best racehorse and sire son, Frankel, jumped ahead of him with his first 4yo's, then first 5yo's. To put Galileo's performance by these metrics in perspective, only five sires have more than 100 A Runners since 2015: Galileo has 233, miles ahead of other top-class sires like Dubawi (150), Tapit (133), Into Mischief (112), and Curlin (102).

Of the 351 North American and European sires with 200+ year-starters since the beginning of 2015, there are 43 with A Runner indexes of 2.00+. After **Galileo** (6.35), world numbers 2 and 3 are Europeans **Dubawi** (4.90) and **Frankel** (4.75), followed by the top North American sire, **War Front** (3.82). Then come two sires with their first 4yo's in 2021, F2017 **Night of Thunder** (3.76) and **Constitution** (3.62) who, along with #16-ranked **American Pharoah** (2.86), make it three F2017 sires in the top 20. Two of the four members of the

famed North American sire class of F2006 sires rank 7-8, namely **Medaglia D'Oro** (3.55) and **Tapit** (3.54); their contemporaries **Candy Ride** (2.84) and **Speightstown** (2.65) also rank among the top 25. **Curlin** (3.34), the German sire **Adlerflug** (3.22), **Sea The Stars** (3.12), and **Uncle Mo** (3.04) complete the list of 12 sires with NA/EU A Runner indexes of 3.00+. Then follow **Dansili** (2.97), **Shamardal** (2.95), and two-time (and counting) leading North American sire **Into Mischief** (2.90).

Of course there's also always great interest in the progress of the younger sire crops. We don't assign sires APEX ratings until they have 3yo's, and just halfway through their first crops' 3yo years F2018 sires don't have 200+ year-starters so don't yet qualify for the leaders' lists (but see pp. 11-12 for the current readings on these sires). It's notable that 18 of the top 50 sires come from the five sire crops with first foals 2013-2017 but also notable that just five of the 18 come from the three crops F2013-F2015. Four are real powerhouses though: F2013 NA **Uncle Mo** (3.04) and EU **Wootton Bassett** (2.23); F2014 EU's **Frankel** (4.75) and **Sir Prancealot** (1.91), who started in Ireland and was sold to Cornerstone Stud in South Australia but is now reverse-shuttling to California as he has done so well there; and F2015 EU **Camelot** (2.13). F2013 Wootton Bassett, F2014 Frankel, and F2015 Camelot are a powerful trio of European younger top sires (now aged 13, 13, and 12 respectively), while 13yo Uncle Mo is the sole US powerhouse in this age range.

Europe also has a powerhouse group of F2016 sires, now with their first 5yo's. **Australia** (2.86) has

had a massive two years and now just edges **Kingman** (2.74) as the top European F2016 sire by A Runner index, but both **Sea The Moon** (2.53) and **No Nay Never** (2.10) also score very well. The only US F2016 sire among the top 50 is New York's **Central Banker** (2.32), who does benefit to a certain extent of course from the rich NY state-bred program but is certainly doing very well by these metrics. Kentucky sires, represented only by Uncle Mo in the top 50 in the four sire crops F2013-F2016, do have four F2017 sires on the list: top 20 sires, as mentioned, **Constitution** (3.62) and **American Pharoah** (2.86), as well as the Lane's End duo of **Liam's Map** (2.33) and **Tonalist** (2.07), improving as might have been predicted now that he has 4yo's; Europe has F2017's **Night of Thunder** (3.76) and another improver in 2021, **Gleneagles** (2.20). Tables covering the top 15 NA-EU F2017 and F2018 sires eligible for APEX ratings in the various categories, including those with <200 year-starters, may be found on pp. 10-12.

Three further Top 50 tables show the leading sires by ABC Index (top 8% earners, headed by again by Galileo 2.87, Frankel 2.75, and Dubawi 2.69); by number of 2015-2021 A Runners (Galileo 233, Dubawi 150, Tapit 133); and by number of ABC Runners (Galileo 421, Into Mischief 355, Tapit 348, Dubawi 330). There is also a click-through to an alphabetical list of all 679 North American, European, and Japanese sires with Midyear 2021 APEX ratings (sires had to have at least 10 foals of 2018 – it's always 10 three-year-olds of the last year covered - to be rated).

APEX EARNINGS THRESHOLDS 2015-2021 (US\$)

	A RUNNERS			top 2%	
	NA	GB/IR	FR	GER	JPN
*2021	95,198	48,721	54,393	30,024	214,612
2020	120,400	55,302	60,560	44,583	330,044
2019	149,900	87,987	82,184	49,470	308,480
2018	137,824	97,129	81,955	62,469	313,365
2017	135,185	84,416	79,693	58,610	315,974
2016	133,000	88,103	75,614	61,743	330,784
2015	134,280	97,770	79,466	54,014	289,558
	B RUNNERS			next 2%	
	NA	GB/IR	FR	GER	JPN
*2021	68,500	27,661	40,027	15,524	137,544
2020	85,279	32,354	45,238	24,543	210,848
2019	103,776	50,811	58,728	34,796	206,263
2018	98,390	56,941	59,888	35,989	207,851
2017	94,440	50,450	57,002	34,484	205,964
2016	93,200	49,596	55,601	36,477	205,862
2015	93,610	56,191	58,942	34,336	187,633
	C RUNNERS			next 4%	
	NA	GB/IR	FR	GER	JPN
*2021	47,297	16,789	28,155	9,241	83,083
2020	58,132	19,355	34,087	13,737	121,031
2019	71,720	28,698	42,171	18,440	120,808
2018	67,474	32,129	42,506	20,006	119,688
2017	64,025	27,672	40,786	21,001	122,094
2016	63,590	27,259	40,185	18,726	122,275
2015	63,420	30,380	41,167	20,957	111,357
*Thru 7-05					

TOP 50 NA-EU SIRES BY APEX A RUNNER INDEX (2015-2021, 200+ YEAR-STARTERS)

SIRE	YOB	HIS SIRE	1 st Foals	ST	Runners	A'S	A Index	ABC's	ABC Index
GALILEO	1998	SADLER'S WELLS	2003	DEAD	1836	233	6.35	421	2.87
DUBAWI	2002	DUBAI MILLENNIUM	2007	ENG	1532	150	4.90	330	2.69
FRANKEL	2008	GALILEO	2014	ENG	895	85	4.75	197	2.75
WAR FRONT	2002	DANZIG	2008	KY	1205	92	3.82	223	2.31
NIGHT OF THUNDER	2011	DUBAWI	2017	IRE	226	17	3.76	43	2.38
CONSTITUTION	2011	TAPIT	2017	KY	345	25	3.62	66	2.39
MEDAGLIA D'ORO	1999	EL PRADO	2006	KY	1351	96	3.55	215	1.99
TAPIT	2001	PULPIT	2006	KY	1881	133	3.54	348	2.31
CURLIN	2004	SMART STRIKE	2010	KY	1525	102	3.34	278	2.28
ADLERFLUG	2004	IN THE WINGS	2011	DEAD	342	22	3.22	39	1.43
SEA THE STARS	2006	CAPE CROSS	2011	IRE	1138	71	3.12	192	2.11
UNCLE MO	2008	INDIAN CHARLIE	2013	KY	1464	89	3.04	232	1.98
DANSILI	1996	DANEHILL	2002	RETIRED	1076	64	2.97	157	1.82
SHAMARDAL	2002	GIANT'S CAUSEWAY	2007	DEAD	1323	78	2.95	215	2.03
INTO MISCHIEF	2005	HARLAN'S HOLIDAY	2010	KY	1929	112	2.90	355	2.30
AMERICAN PHAROAH	2012	PIONEEROF THE NILE	2017	KY	420	24	2.86	69	2.05
AUSTRALIA	2011	GALILEO	2016	IRE	454	26	2.86	62	1.71
CANDY RIDE	1999	RIDE THE RAILS	2006	KY	1618	92	2.84	255	1.97
PIVOTAL	1993	POLAR FALCON	1998	RETIRED	969	54	2.79	142	1.83
KINGMAN	2011	INVINCIBLE SPIRIT	2016	ENG	583	32	2.74	91	1.95
GHOSTZAPPER	2000	AWESOME AGAIN	2007	KY	1354	74	2.73	218	2.01
TEOFILO	2004	GALILEO	2009	IRE	1166	63	2.70	163	1.75
SPEIGHTSTOWN	1998	GONE WEST	2006	KY	1528	81	2.65	252	2.06
FASTNET ROCK	2001	DANEHILL	2011	AUS	919	47	2.56	112	1.52
SEA THE MOON	2011	SEA THE STARS	2016	ENG	336	17	2.53	43	1.60
ENGLISH CHANNEL	2002	SMART STRIKE	2009	KY	1259	61	2.42	162	1.61
LIAM'S MAP	2011	UNBRIDLED'S SONG	2017	KY	279	13	2.33	38	1.70
CENTRAL BANKER	2010	SPEIGHTSTOWN	2016	NY	302	14	2.32	44	1.82
AREION	1995	BIG SHUFFLE	2002	GER	710	32	2.25	101	1.78
WOOTTON BASSETT	2008	IFFRAAJ	2013	IRE	515	23	2.23	68	1.65
LOPE DE VEGA	2007	SHAMARDAL	2012	IRE	1396	62	2.22	203	1.82
GLENEAGLES	2012	GALILEO	2017	IRE	295	13	2.20	39	1.65
MUNNINGS	2006	SPEIGHTSTOWN	2012	KY	1277	56	2.19	182	1.78
GIANT'S CAUSEWAY	1997	STORM CAT	2002	DEAD	1469	64	2.18	181	1.54
STREET SENSE	2004	STREET CRY	2009	KY	1550	67	2.16	204	1.65
MALIBU MOON	1997	A.P. INDY	2001	DEAD	1822	78	2.14	227	1.56
CAMELOT	2009	MONTJEU	2015	IRE	823	35	2.13	95	1.44
NEW APPROACH	2005	GALILEO	2010	ENG	1066	45	2.11	116	1.36
NO NAY NEVER	2011	SCAT DADDY	2016	IRE	499	21	2.10	59	1.48
QUALITY ROAD	2006	ELUSIVE QUALITY	2012	KY	1295	54	2.08	187	1.81
TONALIST	2011	TAPIT	2017	KY	242	10	2.07	33	1.70
GRAZEN	2006	BENCHMARK	2011	CA	341	14	2.05	49	1.80
DARK ANGEL	2005	ACCLAMATION	2009	IRE	2056	84	2.04	232	1.41
SIYOUNI	2007	PIVOTAL	2012	FR	1346	53	1.97	171	1.59
KITTEN'S JOY	2001	EL PRADO	2007	KY	2224	87	1.96	231	1.30
INVINCIBLE SPIRIT	1997	GREEN DESERT	2004	IRE	1644	64	1.95	206	1.57
LE HAVRE	2006	NOVERRE	2011	FR	1126	44	1.95	132	1.47
BERNARDINI	2003	A.P. INDY	2008	KY	1392	54	1.94	172	1.54
MORE THAN READY	1997	SOUTHERN HALO	2002	KY	1502	58	1.93	196	1.63
BLAME	2006	ARCH	2012	KY	969	37	1.91	131	1.69
CHAMPS ELYSEES	2003	DANEHILL	2011	DEAD	866	33	1.91	90	1.30
SIR PRANCEALOT	2010	TAMAYUZ	2014	CA	498	19	1.91	46	1.15

TOP 50 NA-EU SIRES BY NUMBER OF APEX A RUNNERS (2015-2021, 200+ YEAR-STARTERS)

SIRE	YOB	HIS SIRE	1 st Foals	ST	Runners	A's	A Index	ABC's	ABC Index
GALILEO	1998	SADLER'S WELLS	2003	DEAD	1836	233	6.35	421	2.87
DUBAWI	2002	DUBAI MILLENNIUM	2007	ENG	1532	150	4.90	330	2.69
TAPIT	2001	PULPIT	2006	KY	1881	133	3.54	348	2.31
INTO MISCHIEF	2005	HARLAN'S HOLIDAY	2010	KY	1929	112	2.90	355	2.30
CURLIN	2004	SMART STRIKE	2010	KY	1525	102	3.34	278	2.28
MEDAGLIA D'ORO	1999	EL PRADO	2006	KY	1351	96	3.55	215	1.99
WAR FRONT	2002	DANZIG	2008	KY	1205	92	3.82	223	2.31
CANDY RIDE	1999	RIDE THE RAILS	2006	KY	1618	92	2.84	255	1.97
UNCLE MO	2008	INDIAN CHARLIE	2013	KY	1464	89	3.04	232	1.98
KITTEN'S JOY	2001	EL PRADO	2007	KY	2224	87	1.96	231	1.30
FRANKEL	2008	GALILEO	2014	ENG	895	85	4.75	197	2.75
DARK ANGEL	2005	ACCLAMATION	2009	IRE	2056	84	2.04	232	1.41
SPEIGHTSTOWN	1998	GONE WEST	2006	KY	1528	81	2.65	252	2.06
SHAMARDAL	2002	GIANT'S CAUSEWAY	2007	DEAD	1323	78	2.95	215	2.03
MALIBU MOON	1997	A.P. INDY	2001	DEAD	1822	78	2.14	227	1.56
GHOSTZAPPER	2000	AWESOME AGAIN	2007	KY	1354	74	2.73	218	2.01
SEA THE STARS	2006	CAPE CROSS	2011	IRE	1138	71	3.12	192	2.11
STREET SENSE	2004	STREET CRY	2009	KY	1550	67	2.16	204	1.65
DANSILI	1996	DANEHILL	2002	RETIRED	1076	64	2.97	157	1.82
GIANT'S CAUSEWAY	1997	STORM CAT	2002	DEAD	1469	64	2.18	181	1.54
INVINCIBLE SPIRIT	1997	GREEN DESERT	2004	IRE	1644	64	1.95	206	1.57
TEOFILO	2004	GALILEO	2009	IRE	1166	63	2.70	163	1.75
LOPE DE VEGA	2007	SHAMARDAL	2012	IRE	1396	62	2.22	203	1.82
ENGLISH CHANNEL	2002	SMART STRIKE	2009	KY	1259	61	2.42	162	1.61
HARD SPUN	2004	DANZIG	2009	KY	1673	59	1.76	189	1.41
MORE THAN READY	1997	SOUTHERN HALO	2002	KY	1502	58	1.93	196	1.63
MUNNINGS	2006	SPEIGHTSTOWN	2012	KY	1277	56	2.19	182	1.78
PIVOTAL	1993	POLAR FALCON	1998	RETIRED	969	54	2.79	142	1.83
QUALITY ROAD	2006	ELUSIVE QUALITY	2012	KY	1295	54	2.08	187	1.81
BERNARDINI	2003	A.P. INDY	2008	KY	1392	54	1.94	172	1.54
SIYOUNI	2007	PIVOTAL	2012	FR	1346	53	1.97	171	1.59
KODIAC	2001	DANEHILL	2008	IRE	2261	52	1.15	190	1.05
FASTNET ROCK	2001	DANEHILL	2011	AUS	919	47	2.56	112	1.52
NEW APPROACH	2005	GALILEO	2010	ENG	1066	45	2.11	116	1.36
LE HAVRE	2006	NOVERRE	2011	FR	1126	44	1.95	132	1.47
LEMON DROP KID	1996	KINGMAMBO	2002	RETIRED	1360	44	1.62	140	1.29
DISTORTED HUMOR	1993	FORTY NINER	2000	KY	1249	43	1.72	168	1.68
ACCLAMATION	1999	ROYAL APPLAUSE	2005	IRE	1534	43	1.40	151	1.23
FLATTER	1999	A.P. INDY	2005	KY	1301	42	1.61	149	1.43
ZOFFANY	2008	DANSILI	2013	DEAD	1378	42	1.52	119	1.08
MASTERCRAFTSMAN	2006	DANEHILL DANCER	2011	IRE	1378	40	1.45	135	1.22
LOOKIN AT LUCKY	2007	SMART STRIKE	2012	KY	1069	39	1.82	116	1.36
SHOWCASING	2007	OASIS DREAM	2012	ENG	1083	38	1.75	88	1.02
FOOTSTEPSINTHESAND	2002	GIANT'S CAUSEWAY	2007	IRE	1138	38	1.67	118	1.30
EXCEED AND EXCEL	2000	DANEHILL	2006	AUS	1484	38	1.28	140	1.18
BLAME	2006	ARCH	2012	KY	969	37	1.91	131	1.69
TWIRLING CANDY	2007	CANDY RIDE	2013	KY	1043	37	1.77	136	1.63
CAMELOT	2009	MONTJEU	2015	IRE	823	35	2.13	95	1.44
SKY MESA	2000	PULPIT	2005	KY	1205	34	1.41	105	1.09
OASIS DREAM	2000	GREEN DESERT	2005	ENG	1389	34	1.22	137	1.23
EMPIRE MAKER	2000	UNBRIDLED	2005	DEAD	2010	34	0.85	152	0.95

TOP 50 NA-EU SIRES BY APEX ABC RUNNER INDEX (2015-2021, 200+ YEAR-STARTERS)

SIRE	YOB	HIS SIRE	1 st Foals	ST	Runners	A's	A Index	ABC's	ABC Index
GALILEO	1998	SADLER'S WELLS	2003	DEAD	1836	233	6.35	421	2.87
FRANKEL	2008	GALILEO	2014	ENG	895	85	4.75	197	2.75
DUBAWI	2002	DUBAI MILLENNIUM	2007	ENG	1532	150	4.90	330	2.69
CONSTITUTION	2011	TAPIT	2017	KY	345	25	3.62	66	2.39
NIGHT OF THUNDER	2011	DUBAWI	2017	IRE	226	17	3.76	43	2.38
WAR FRONT	2002	DANZIG	2008	KY	1205	92	3.82	223	2.31
TAPIT	2001	PULPIT	2006	KY	1881	133	3.54	348	2.31
INTO MISCHIEF	2005	HARLAN'S HOLIDAY	2010	KY	1929	112	2.90	355	2.30
CURLIN	2004	SMART STRIKE	2010	KY	1525	102	3.34	278	2.28
SEA THE STARS	2006	CAPE CROSS	2011	IRE	1138	71	3.12	192	2.11
SPEIGHTSTOWN	1998	GONE WEST	2006	KY	1528	81	2.65	252	2.06
AMERICAN PHAROAH	2012	PIONEEROF THE NILE	2017	KY	420	24	2.86	69	2.05
KHOZAN	2012	DISTORTED HUMOR	2017	FL	221	8	1.81	36	2.04
SHAMARDAL	2002	GIANT'S CAUSEWAY	2007	DEAD	1323	78	2.95	215	2.03
GHOSTZAPPER	2000	AWESOME AGAIN	2007	KY	1354	74	2.73	218	2.01
MEDAGLIA D'ORO	1999	EL PRADO	2006	KY	1351	96	3.55	215	1.99
UNCLE MO	2008	INDIAN CHARLIE	2013	KY	1464	89	3.04	232	1.98
CANDY RIDE	1999	RIDE THE RAILS	2006	KY	1618	92	2.84	255	1.97
WEIGELIA	2001	SAFELY'S MARK	2010	PA	294	9	1.53	46	1.96
KINGMAN	2011	INVINCIBLE SPIRIT	2016	ENG	583	32	2.74	91	1.95
SQUARE EDDIE	2006	SMART STRIKE	2011	RETIRED	558	20	1.79	84	1.88
PIVOTAL	1993	POLAR FALCON	1998	RETIRED	969	54	2.79	142	1.83
DANSILI	1996	DANEHILL	2002	RETIRED	1076	64	2.97	157	1.82
CENTRAL BANKER	2010	SPEIGHTSTOWN	2016	NY	302	14	2.32	44	1.82
LOPE DE VEGA	2007	SHAMARDAL	2012	IRE	1396	62	2.22	203	1.82
QUALITY ROAD	2006	ELUSIVE QUALITY	2012	KY	1295	54	2.08	187	1.81
GRAZEN	2006	BENCHMARK	2011	CA	341	14	2.05	49	1.80
AREION	1995	BIG SHUFFLE	2002	GER	710	32	2.25	101	1.78
MUNNINGS	2006	SPEIGHTSTOWN	2012	KY	1277	56	2.19	182	1.78
TEOFILO	2004	GALILEO	2009	IRE	1166	63	2.70	163	1.75
SOLDIER HOLLOW	2000	IN THE WINGS	2009	GER	803	30	1.87	112	1.74
AUSTRALIA	2011	GALILEO	2016	IRE	454	26	2.86	62	1.71
LIAM'S MAP	2011	UNBRIDLED'S SONG	2017	KY	279	13	2.33	38	1.70
TONALIST	2011	TAPIT	2017	KY	242	10	2.07	33	1.70
BLAME	2006	ARCH	2012	KY	969	37	1.91	131	1.69
DISTORTED HUMOR	1993	FORTY NINER	2000	KY	1249	43	1.72	168	1.68
GREAT NOTION	2000	ELUSIVE QUALITY	2006	MD	554	16	1.44	74	1.67
WOOTTON BASSETT	2008	IFFRAAJ	2013	IRE	515	23	2.23	68	1.65
GLENEAGLES	2012	GALILEO	2017	IRE	295	13	2.20	39	1.65
STREET SENSE	2004	STREET CRY	2009	KY	1550	67	2.16	204	1.65
OLD FORESTER	2001	FORESTRY	2008	ON	752	21	1.40	99	1.65
MORE THAN READY	1997	SOUTHERN HALO	2002	KY	1502	58	1.93	196	1.63
TWIRLING CANDY	2007	CANDY RIDE	2013	KY	1043	37	1.77	136	1.63
ENGLISH CHANNEL	2002	SMART STRIKE	2009	KY	1259	61	2.42	162	1.61
BAYERN	2011	OFFLEE WILD	2017	KY	241	7	1.45	31	1.61
SEA THE MOON	2011	SEA THE STARS	2016	ENG	336	17	2.53	43	1.60
SIYOUNI	2007	PIVOTAL	2012	FR	1346	53	1.97	171	1.59
PIONEEROF THE NILE	2006	EMPIRE MAKER	2011	DEAD	1134	31	1.37	143	1.58
JIMMY CREED	2009	DISTORTED HUMOR	2015	KY	434	9	1.04	55	1.58
INVINCIBLE SPIRIT	1997	GREEN DESERT	2004	IRE	1644	64	1.95	206	1.57

TOP 50 NA-EU SIREs BY NUMBER OF APEX ABC RUNNERS (2015-2021, 200+ YEAR-STARTERS)

SIRE	YOB	HIS SIRE	1 st Foals	ST	Runners	A's	A Index	ABC's	ABC Index
GALILEO	1998	SADLER'S WELLS	2003	DEAD	1836	233	6.35	421	2.87
INTO MISCHIEF	2005	HARLAN'S HOLIDAY	2010	KY	1929	112	2.90	355	2.30
TAPIT	2001	PULPIT	2006	KY	1881	133	3.54	348	2.31
DUBAWI	2002	DUBAI MILLENNIUM	2007	ENG	1532	150	4.90	330	2.69
CURLIN	2004	SMART STRIKE	2010	KY	1525	102	3.34	278	2.28
CANDY RIDE	1999	RIDE THE RAILS	2006	KY	1618	92	2.84	255	1.97
SPEIGHTSTOWN	1998	GONE WEST	2006	KY	1528	81	2.65	252	2.06
UNCLE MO	2008	INDIAN CHARLIE	2013	KY	1464	89	3.04	232	1.98
DARK ANGEL	2005	ACCLAMATION	2009	IRE	2056	84	2.04	232	1.41
KITTEN'S JOY	2001	EL PRADO	2007	KY	2224	87	1.96	231	1.30
MALIBU MOON	1997	A.P. INDY	2001	DEAD	1822	78	2.14	227	1.56
WAR FRONT	2002	DANZIG	2008	KY	1205	92	3.82	223	2.31
GHOSTZAPPER	2000	AWESOME AGAIN	2007	KY	1354	74	2.73	218	2.01
MEDAGLIA D'ORO	1999	EL PRADO	2006	KY	1351	96	3.55	215	1.99
SHAMARDAL	2002	GIANT'S CAUSEWAY	2007	DEAD	1323	78	2.95	215	2.03
INVINCIBLE SPIRIT	1997	GREEN DESERT	2004	IRE	1644	64	1.95	206	1.57
STREET SENSE	2004	STREET CRY	2009	KY	1550	67	2.16	204	1.65
LOPE DE VEGA	2007	SHAMARDAL	2012	IRE	1396	62	2.22	203	1.82
FRANKEL	2008	GALILEO	2014	ENG	895	85	4.75	197	2.75
MORE THAN READY	1997	SOUTHERN HALO	2002	KY	1502	58	1.93	196	1.63
SEA THE STARS	2006	CAPE CROSS	2011	IRE	1138	71	3.12	192	2.11
KODIAC	2001	DANEHILL	2008	IRE	2261	52	1.15	190	1.05
HARD SPUN	2004	DANZIG	2009	KY	1673	59	1.76	189	1.41
QUALITY ROAD	2006	ELUSIVE QUALITY	2012	KY	1295	54	2.08	187	1.81
MUNNINGS	2006	SPEIGHTSTOWN	2012	KY	1277	56	2.19	182	1.78
GIANT'S CAUSEWAY	1997	STORM CAT	2002	DEAD	1469	64	2.18	181	1.54
BERNARDINI	2003	A.P. INDY	2008	KY	1392	54	1.94	172	1.54
SIYOUNI	2007	PIVOTAL	2012	FR	1346	53	1.97	171	1.59
DISTORTED HUMOR	1993	FORTY NINER	2000	KY	1249	43	1.72	168	1.68
TEOFILO	2004	GALILEO	2009	IRE	1166	63	2.70	163	1.75
ENGLISH CHANNEL	2002	SMART STRIKE	2009	KY	1259	61	2.42	162	1.61
DANSILI	1996	DANEHILL	2002	RETIRED	1076	64	2.97	157	1.82
EMPIRE MAKER	2000	UNBRIDLED	2005	DEAD	2010	34	0.85	152	0.95
ACCLAMATION	1999	ROYAL APPLAUSE	2005	IRE	1534	43	1.40	151	1.23
FLATTER	1999	A.P. INDY	2005	KY	1301	42	1.61	149	1.43
MINESHAFT	1999	A.P. INDY	2005	KY	1258	33	1.31	147	1.46
PIONEEROF THE NILE	2006	EMPIRE MAKER	2011	DEAD	1134	31	1.37	143	1.58
PIVOTAL	1993	POLAR FALCON	1998	RETIRED	969	54	2.79	142	1.83
LEMON DROP KID	1996	KINGMAMBO	2002	RETIRED	1360	44	1.62	140	1.29
EXCEED AND EXCEL	2000	DANEHILL	2006	AUS	1484	38	1.28	140	1.18
OASIS DREAM	2000	GREEN DESERT	2005	ENG	1389	34	1.22	137	1.23
TWIRLING CANDY	2007	CANDY RIDE	2013	KY	1043	37	1.77	136	1.63
MASTERCRAFTSMAN	2006	DANEHILL DANCER	2011	IRE	1378	40	1.45	135	1.22
CONGRATS	2000	A.P. INDY	2008	KY	1703	29	0.85	135	0.99
JUMP START	1999	A.P. INDY	2004	DEAD	1082	20	0.92	134	1.55
LE HAVRE	2006	NOVERRE	2011	FR	1126	44	1.95	132	1.47
BLAME	2006	ARCH	2012	KY	969	37	1.91	131	1.69
KENDARGENT	2003	KENDOR	2009	FR	1148	27	1.18	129	1.40
BROKEN VOW	1997	UNBRIDLED	2003	KY	1049	25	1.19	124	1.48
MIDNIGHT LUTE	2003	REAL QUIET	2010	KY	1131	32	1.41	122	1.35
THE FACTOR	2008	WAR FRONT	2014	KY	1129	26	1.15	122	1.35

SIREs WITH FIRST FOALS 2017

TOP 15 NA-EU F2017 SIREs BY APEX A RUNNER INDEX

SIRE	YOB	HIS SIRE	1 st Foals	ST	Runners	A's	A Index	ABC's	ABC Index
GALIWAY	2011	GALILEO	2017	FR	74	8	5.41	14	2.36
NIGHT OF THUNDER	2011	DUBAWI	2017	IRE	226	17	3.76	43	2.38
CONSTITUTION	2011	TAPIT	2017	KY	345	25	3.62	66	2.39
AMERICAN PHAROAH	2012	PIONEEROF THE NILE	2017	KY	420	24	2.86	69	2.05
GOLDEN LAD	2010	MEDAGLIA D'ORO	2017	MD	127	6	2.36	14	1.38
LIAM'S MAP	2011	UNBRIDLED'S SONG	2017	KY	279	13	2.33	38	1.70
GLENEAGLES	2012	GALILEO	2017	IRE	295	13	2.20	39	1.65
WE MISS ARTIE	2011	ARTIE SCHILLER	2017	NM	48	2	2.08	5	1.30
TONALIST	2011	TAPIT	2017	KY	242	10	2.07	33	1.70
COMMISSIONER	2011	A.P. INDY	2017	KSA	195	8	2.05	20	1.28
DAREDEVIL	2012	MORE THAN READY	2017	KY	195	8	2.05	15	0.96
CURLIN TO MISCHIEF	2011	CURLIN	2017	CA	50	2	2.00	2	0.50
KARAKONTIE	2011	BERNSTEIN	2017	KY	156	6	1.92	20	1.60
KHOZAN	2012	DISTORTED HUMOR	2017	FL	221	8	1.81	36	2.04
CABLE BAY	2011	INVINCIBLE SPIRIT	2017	ENG	226	8	1.77	24	1.33

TOP 15 NA-EU F2017 SIREs BY NUMBER OF A RUNNERS

SIRE	YOB	HIS SIRE	1 st Foals	ST	Runners	A's	A Index	ABC's	ABC Index
CONSTITUTION	2011	TAPIT	2017	KY	345	25	3.62	66	2.39
AMERICAN PHAROAH	2012	PIONEEROF THE NILE	2017	KY	420	24	2.86	69	2.05
NIGHT OF THUNDER	2011	DUBAWI	2017	IRE	226	17	3.76	43	2.38
LIAM'S MAP	2011	UNBRIDLED'S SONG	2017	KY	279	13	2.33	38	1.70
GLENEAGLES	2012	GALILEO	2017	IRE	295	13	2.20	39	1.65
TONALIST	2011	TAPIT	2017	KY	242	10	2.07	33	1.70
TAPITURE	2011	TAPIT	2017	KY	382	10	1.31	32	1.05
GALIWAY	2011	GALILEO	2017	FR	74	8	5.41	14	2.36
COMMISSIONER	2011	A.P. INDY	2017	KSA	195	8	2.05	20	1.28
DAREDEVIL	2012	MORE THAN READY	2017	KY	195	8	2.05	15	0.96
KHOZAN	2012	DISTORTED HUMOR	2017	FL	221	8	1.81	36	2.04
CABLE BAY	2011	INVINCIBLE SPIRIT	2017	ENG	226	8	1.77	24	1.33
COMPETITIVE EDGE	2012	SUPER SAVER	2017	TX	222	7	1.58	24	1.35
BAYERN	2011	OFFLEE WILD	2017	KY	241	7	1.45	31	1.61

TOP 15 NA-EU F2017 SIREs BY APEX ABC RUNNER INDEX

SIRE	YOB	HIS SIRE	1 st Foals	ST	Runners	A's	A Index	ABC's	ABC Index
CONSTITUTION	2011	TAPIT	2017	KY	345	25	3.62	66	2.39
NIGHT OF THUNDER	2011	DUBAWI	2017	IRE	226	17	3.76	43	2.38
GALIWAY	2011	GALILEO	2017	FR	74	8	5.41	14	2.36
AMERICAN PHAROAH	2012	PIONEEROF THE NILE	2017	KY	420	24	2.86	69	2.05
KHOZAN	2012	DISTORTED HUMOR	2017	FL	221	8	1.81	36	2.04
LIAM'S MAP	2011	UNBRIDLED'S SONG	2017	KY	279	13	2.33	38	1.70
TONALIST	2011	TAPIT	2017	KY	242	10	2.07	33	1.70
GLENEAGLES	2012	GALILEO	2017	IRE	295	13	2.20	39	1.65
BAYERN	2011	OFFLEE WILD	2017	KY	241	7	1.45	31	1.61
KARAKONTIE	2011	BERNSTEIN	2017	KY	156	6	1.92	20	1.60
GOLDEN LAD	2010	MEDAGLIA D'ORO	2017	MD	127	6	2.36	14	1.38
COMPETITIVE EDGE	2012	SUPER SAVER	2017	TX	222	7	1.58	24	1.35
CABLE BAY	2011	INVINCIBLE SPIRIT	2017	ENG	226	8	1.77	24	1.33
THE BIG BEAST	2011	YES IT'S TRUE	2017	FL	143	1	0.35	15	1.31
WE MISS ARTIE	2011	ARTIE SCHILLER	2017	NM	48	2	2.08	5	1.30

TOP 15 NA-EU F2017 SIRES BY NUMBER OF ABC RUNNERS

SIRE	YOB	HIS SIRE	1 st Foals	ST	Runners	A's	A Index	ABC's	ABC Index
AMERICAN PHAROAH	2012	PIONEEROF THE NILE	2017	KY	420	24	2.86	69	2.05
CONSTITUTION	2011	TAPIT	2017	KY	345	25	3.62	66	2.39
NIGHT OF THUNDER	2011	DUBAWI	2017	IRE	226	17	3.76	43	2.38
GLENEAGLES	2012	GALILEO	2017	IRE	295	13	2.20	39	1.65
LIAM'S MAP	2011	UNBRIDLED'S SONG	2017	KY	279	13	2.33	38	1.70
KHOZAN	2012	DISTORTED HUMOR	2017	FL	221	8	1.81	36	2.04
TONALIST	2011	TAPIT	2017	KY	242	10	2.07	33	1.70
TAPITURE	2011	TAPIT	2017	KY	382	10	1.31	32	1.05
BAYERN	2011	OFFLEE WILD	2017	KY	241	7	1.45	31	1.61
CARPE DIEM	2012	GIANT'S CAUSEWAY	2017	KY	304	4	0.66	28	1.15
CABLE BAY	2011	INVINCIBLE SPIRIT	2017	ENG	226	8	1.77	24	1.33
COMPETITIVE EDGE	2012	SUPER SAVER	2017	TX	222	7	1.58	24	1.35
HONOR CODE	2011	A.P. INDY	2017	KY	255	6	1.18	24	1.18
GOLDEN HORN	2012	CAPE CROSS	2017	ENG	257	4	0.78	24	1.17
SUMMER FRONT	2009	WAR FRONT	2017	KY	249	4	0.80	21	1.05

SIRES WITH FIRST FOALS 2018

TOP 15 NA-EU F2018 SIRES BY APEX A RUNNER INDEX

SIRE	YOB	HIS SIRE	1 st Foals	ST	Runners	A's	A Index	ABC's	ABC Index
LAOBAN	2013	UNCLE MO	2018	DEAD	83	7	4.22	13	1.96
ISFAHAN	2013	LORD OF ENGLAND	2018	GER	24	2	4.17	2	1.04
NEW BAY	2012	DUBAWI	2018	IRE	86	6	3.49	14	2.03
PROTECTIONIST	2010	MONSUN	2018	GER	29	2	3.45	5	2.16
GOKEN	2012	KENDARGENT	2018	FR	83	5	3.01	8	1.20
KODI BEAR	2012	KODIAC	2018	IRE	106	6	2.83	14	1.65
RUNHAPPY	2012	SUPER SAVER	2018	KY	101	5	2.48	10	1.24
UNCLE LINO	2013	UNCLE MO	2018	PA	42	2	2.38	3	0.89
BRODY'S CAUSE	2013	GIANT'S CAUSEWAY	2018	KY	64	3	2.34	6	1.17
NOT THIS TIME	2014	GIANT'S CAUSEWAY	2018	KY	120	5	2.08	15	1.56
NYQUIST	2013	UNCLE MO	2018	KY	102	4	1.96	15	1.84
PRIDE OF DUBAI	2012	STREET CRY	2018	AUS	81	3	1.85	9	1.39
OUTWORK	2013	UNCLE MO	2018	KY	111	4	1.80	10	1.13
IRONICUS	2011	DISTORTED HUMOR	2018	KY	29	1	1.72	2	0.86
MARKING	2012	BERNARDINI	2018	NM	30	1	1.67	3	1.25

TOP 15 NA-EU F2018 SIRES BY NUMBER OF A RUNNERS

SIRE	YOB	HIS SIRE	1 st Foals	ST	Runners	A's	A Index	ABC's	ABC Index
LAOBAN	2013	UNCLE MO	2018	DEAD	83	7	4.22	13	1.96
MEHMAS	2014	ACCLAMATION	2018	IRE	223	7	1.57	25	1.40
NEW BAY	2012	DUBAWI	2018	IRE	86	6	3.49	14	2.03
KODI BEAR	2012	KODIAC	2018	IRE	106	6	2.83	14	1.65
GOKEN	2012	KENDARGENT	2018	FR	83	5	3.01	8	1.20
RUNHAPPY	2012	SUPER SAVER	2018	KY	101	5	2.48	10	1.24
NOT THIS TIME	2014	GIANT'S CAUSEWAY	2018	KY	120	5	2.08	15	1.56
NYQUIST	2013	UNCLE MO	2018	KY	102	4	1.96	15	1.84
OUTWORK	2013	UNCLE MO	2018	KY	111	4	1.80	10	1.13
FROSTED	2012	TAPIT	2018	KY	134	4	1.49	18	1.68
BRODY'S CAUSE	2013	GIANT'S CAUSEWAY	2018	KY	64	3	2.34	6	1.17
PRIDE OF DUBAI	2012	STREET CRY	2018	AUS	81	3	1.85	9	1.39
BELARDO	2012	LOPE DE VEGA	2018	IRE	98	3	1.53	8	1.02
<i>10 tied with 2</i>									

TOP 15 NA-EU F2018 SIRES BY APEX ABC RUNNER INDEX

SIRE	YOB	HIS SIRE	1 st Foals	ST	Runners	A's	A Index	ABC's	ABC Index
PROTECTIONIST	2010	MONSUN	2018	GER	29	2	3.45	5	2.16
NEW BAY	2012	DUBAWI	2018	IRE	86	6	3.49	14	2.03
LAOBAN	2013	UNCLE MO	2018	DEAD	83	7	4.22	13	1.96
NYQUIST	2013	UNCLE MO	2018	KY	102	4	1.96	15	1.84
RELOAD	2009	HARD SPUN	2018	ON	37	1	1.35	5	1.69
FROSTED	2012	TAPIT	2018	KY	134	4	1.49	18	1.68
KODI BEAR	2012	KODIAC	2018	IRE	106	6	2.83	14	1.65
NOT THIS TIME	2014	GIANT'S CAUSEWAY	2018	KY	120	5	2.08	15	1.56
AIR FORCE BLUE	2013	WAR FRONT	2018	KY	105	1	0.48	13	1.55
MEHMAS	2014	ACCLAMATION	2018	IRE	223	7	1.57	25	1.40
PRIDE OF DUBAI	2012	STREET CRY	2018	AUS	81	3	1.85	9	1.39
SCISSOR KICK	2011	REDOUTE'S CHOICE	2018	FR	37	0	0.00	4	1.35
MARKING	2012	BERNARDINI	2018	NM	30	1	1.67	3	1.25
MARTINBOROUGH	2009	DEEP IMPACT	2018	FR	40	0	0.00	4	1.25
RUNHAPPY	2012	SUPER SAVER	2018	KY	101	5	2.48	10	1.24

TOP 15 NA-EU F2018 SIRES BY NUMBER OF ABC RUNNERS

SIRE	YOB	HIS SIRE	1 st Foals	ST	Runners	A's	A Index	ABC's	ABC Index
MEHMAS	2014	ACCLAMATION	2018	IRE	223	7	1.57	25	1.40
FROSTED	2012	TAPIT	2018	KY	134	4	1.49	18	1.68
NOT THIS TIME	2014	GIANT'S CAUSEWAY	2018	KY	120	5	2.08	15	1.56
NYQUIST	2013	UNCLE MO	2018	KY	102	4	1.96	15	1.84
NEW BAY	2012	DUBAWI	2018	IRE	86	6	3.49	14	2.03
KODI BEAR	2012	KODIAC	2018	IRE	106	6	2.83	14	1.65
LAOBAN	2013	UNCLE MO	2018	DEAD	83	7	4.22	13	1.96
AIR FORCE BLUE	2013	WAR FRONT	2018	KY	105	1	0.48	13	1.55
TERRITORIES	2012	INVINCIBLE SPIRIT	2018	ENG	129	2	0.78	12	1.16
RUNHAPPY	2012	SUPER SAVER	2018	KY	101	5	2.48	10	1.24
OUTWORK	2013	UNCLE MO	2018	KY	111	4	1.80	10	1.13
UPSTART	2012	FLATTER	2018	KY	119	2	0.84	10	1.05
EXAGGERATOR	2013	CURLIN	2018	KY	149	0	0.00	10	0.84
PRIDE OF DUBAI	2012	STREET CRY	2018	AUS	81	3	1.85	9	1.39
SHALAA	2013	INVINCIBLE SPIRIT	2018	FR	147	1	0.34	9	0.77

[CLICK HERE FOR A COMPLETE ROSTER OF ALL 679 APEX SIRES](#)

APEX MID-YEAR 2021: 20 'SIRES TO WATCH'

SIRE	ST	1 ST Foals	2021 Fee	Runners	A's	A Index	ABC Index
AUSTRALIA	IRE	2016	25,000	454	26	2.86	1.71
BAYERN	KY	2017	7,500	241	7	1.45	1.61
CABLE BAY	ENG	2017	8,000	226	8	1.77	1.33
CLUBHOUSE RIDE	CA	2016	Private	129	5	1.94	1.36
FROSTED	KY	2018	25,000	134	4	1.48	1.68
GALIWAY	FR	2017	12,000	74	8	5.41	2.36
GET STORMY	KY	2014	7,500	493	18	1.83	0.81
GLENEAGLES	IRE	2017	25,000	295	13	2.20	1.65
JIMMY CREED	KY	2015	10,000	434	9	1.04	1.58
KARAKONTIE	KY	2017	10,000	156	6	1.92	1.60
KHOZAN	FL	2017	10,000	221	8	1.81	2.04
KODI BEAR	IRE	2018	6,000	106	6	2.83	1.65
MUNNINGS	KY	2012	40,000	1277	56	2.19	1.78
NEW BAY	IRE	2018	20,000	86	6	3.49	2.03
NYQUIST	KY	2018	75,000	102	4	1.96	1.84
PAYNTER	KY	2015	7,500	715	26	1.82	1.43
RUNHAPPY	KY	2018	10,000	101	5	2.48	1.24
SEA THE MOON	ENG	2016	22,500	336	17	2.53	1.60
TONALIST	KY	2017	12,500	242	10	2.07	1.70
WOOTTON BASSETT	IRE	2013	100,000	515	23	2.23	1.65

APEX SIRES TO WATCH

The A Runner Index Reveals Sires of Racehorses, Regardless of Commercial Appeal Arranged by Age of Oldest Foals, by Region, by 2021 Stud Fee

F2012 NA: MUNNINGS (Ky, Ashford, 2021 Fee \$40,000, A Runner Index 2.19):

His stud fee and quality of mares took a big jump with his 2017 crop and we've been predicting a big move forward since he was standing for \$25,000. He's been in the top 10 on the North American General Sire List in 2020 and 2021 and had the most yearlings catalogued of any sire (16) at the recent Fasig-Tipton July Yearling Sale (11 sold, avg \$112,909).

F2013 EU: WOOTTON BASSETT (Ire, Coolmore, 2021 Fee €100,000, A Runner Index 2.23):

When Coolmore bought him he had had five crops of 3yo's sired at no more than €6,000. His 2018 and 2019 crops were sired at €20,000 and he stood his first Coolmore season for €100,000 this spring. He has 15 Black-Type Horses (BTH) this year, including 3 G1-placed, and with Galileo gone the quality of his books is going to go into the stratosphere.

F2014 NA: GET STORMY (Ky, Crestwood, 2021 Fee \$7,500, A Runner Index 1.83):

A very popular 1m turf horse on the Kentucky circuit by Stormy Atlantic, he got \$2.1m-earner and G1 winner Got Stormy in his second crop, but his next four crops averaged just 30 foals each (including G2 winner Get Smokin). He's now been discovered, and covered almost 100 mares in 2020, though he still stands for just \$7,500. A good match for mid-range turf mares.

F2015 NA: JIMMY CREED (Ky, Spendthrift, 2021 Fee \$10,000, A Runner Index 1.04):

Ordinarily an A Runner Index of 1.04 doesn't get a horse on our 'tout' list, but there is a strong supporting cast here, as Jimmy Creed has a 1.96 B Runner Index and 1.67 C Runner Index for an overall 1.58 ABC Index. Also he has gone from 21 foals in his 2018 crop to 108 in 2019, 90 in 2020, and covered 97 mares for 2021; plus after a spate of G2 winners he has his first G1 winner this year in Casa Creed. And he has the Munnings Fan Club, Emily Plant and Nate Macauley, now behind him.

2015 NA: PAYNTER (Ky, WinStar, 2021 Fee \$7,500, A Runner Index 1.82):

Paynter went to stud for \$25,000 in 2015 but wasn't very quick out of the boxes – he was only 8th on the 2017 North American Freshman Sire List – and even though Knicks Go, from his second crop, won the G1 Breeders' Futurity as a 2yo, he went missing at three. Meantime, though, Paynter started showing steady improvement even as his stud fee was dropping, and even though Knicks Go roared back to win the 2020 G1 Breeders' Cup Dirt Mile and 2021 G1 Pegasus, Paynter's 2021 stud fee was his lowest yet. He's got a very good record for a horse standing in his price range.

2016 EU: AUSTRALIA (Ire, Coolmore, 2021 Fee €25,000, A Runner Index 2.86):

There's nothing like a slow start to throw a sire's value into relief, and though Australia ranked #4 on the 2018 European Freshman Sire List he only had one Black-Type Winner at the end of that year whereas No Nay Never and Kingman had six and five respectively. But beginning in 2020, the year he had his first 4yo's, Australia began to build up a head of steam, and in 2021 he is second only to Kingman among European F2016 sires in number of BTW (9) and GSW (8), and sports an even better A Runner Index than Kingman's (2.74). That alone has to make him good value considering the comparative stud fees.

2016 EU: SEA THE MOON (Eng, Lanwades, 2021 Fee €22,500, A Runner Index 2.53):

Sea The Moon has not had as strong a year in 2021 as he did the past two years – he is currently #9 on the 2021 European 4th-crop sire list, having been #4 and #5 the two previous years, but he had already proven himself a very useful sire before this year, with 7 BTW/15 BTH the year he had his first 3yo's in 2019 and 8 BTW/18 BTH in 2020 including his first G1 winner in Alpine Star. The fact is there are four very good F2016 European sires: Kingman and No Nay Never stand for six-figure sums, and that alone makes Australia and Sea The Moon very good value with their stud fees in the 20's.

2016 NA: CLUBHOUSE RIDE (CA, Legacy Ranch, 2021 Fee Private, A Runner Index 1.94)

Clubhouse Ride, a foal of 2008 from Candy Ride's third crop, ran 40 times and won the G2 9-furlong Californian S. twice. The California stallion ranks are pretty thin, so when a sire comes along who makes an impression it's not hard to discern, as horses like Square Eddie and Grazen have shown. Clubhouse Ride only has 109 foals in four crops of racing age, so having seven Black-Type Horses including \$697k earner Warren's Showtime makes him a leader among the California stallion ranks.

2017 EU: GLEANEAGLES (Ire, Coolmore, 2021 Fee €25,000, A Runner Index 2.20):

If ever a horse is knocking on the door it's Gleneagles – he's now the sire of seven G2 winners, five this year, and, with his first 4yo's, is ahead of Night of Thunder in three key 2021 Black-Type categories. Each has six BTW but five of Gleneagles' are GSW – in fact all five are G2 winners (Night of Thunder three) – plus he has 12 BTH to Night of Thunder's 10, and 10 GSH to Night of Thunder's six. Night of Thunder does now have a G1 winner though. Three of Gleneagles' G2 winners were 2yo's, two at 6 furlongs and one at a mile, and his three 3yo 2021 G2 winners have been from 1m – 12 furlongs, so covering a wide range of distances.

2017 EU: GALIWAY (FR, Haras de Colleville, 2021 Fee €10,000, A Runner Index 5.41):

A half-brother to leading Canadian sire Silent Name but only a Listed winner himself for the Wertheimers by Galileo out of Danzigaway, by Danehill, Galiway is the leading North American and European F2017 sire by A Runner Index, ahead of Night of Thunder, Constitution, American Pharoah, etc. – though admittedly with far fewer foals and runners. Nonetheless, his 5 individual A Runners have registered 8 A Runner performances from just 74 year-starters, including G1 winner Sealiway. He's from the same firm, Haras de Colleville, which first produced Kendargent (and 3 of Galiway's 5 A Runners are out of Kendargent mares) and has subsequently produced Goken – what's in the water there? This team has an amazing record.

2017 EU: CABLE BAY (Eng, Highclere, 2021 Fee £8,000, A Runner Index 1.77):

The 3yo year is sometimes problematic for sprinters – it was for Cable Bay himself – but sometimes they come roaring back as 4yo's, and that's happened for Cable Bay as a sire as well. He was the #2 European Freshman Sire in 2019, featuring Liberty Beach, who has subsequently become a G2 winner and twice G1-placed. But then he dropped to #7 second-crop sire in 2020, and though he is #6 in earnings this year he has a strong 1.77 A Runner Index including new G2-winning 4yo Liberty Beach and 3yo Dragon Symbol, who won the G1 Commonwealth Cup probably on merit but was demoted, and then ran second to Starman in a red-hot G1 July Cup. That makes Cable Bay, another sire son of Invincible Spirit, very good value now.

2017 NA: TONALIST (KY, Lane's End, 2021 Fee \$12,500, A Runner Index 2.07):

Being a G1 Belmont S. winner by Tapit out of a Pleasant Colony mare, Tonalist figured to be a prime example of our dictum, "don't judge them until they've had 4yo's". The good news is he fits the profile, and the other good news is, they're better as 3yo's+, but they're not backward. His respective APEX ABC Runner age ratings are: 2yo-1.10, 3yo-1.83, 4yo-1.46; Sea The Stars, by comparison, has a 2yo Index of 0.86. Tonalist is now #6 cumulative North American third-crop sire by progeny earnings, behind a pretty salty group: American Pharoah, Constitution, Tapiture, Liam's Map, and Daredevil. He has 6 BTW this year, including his first G1 winner, first-crop 4yo Country Grammer, winner of the 10-furlong (appropriately) G1 Hollywood Gold Cup.

2017 NA: KARAKONTIE (KY, Gainesway, 2021 Fee \$10,000, A Runner Index 1.92):

Karakontie, a triple G1 winner himself of the then-7 furlong Jean-Luc Lagardere as a 2yo and the French 2000 Guineas and Breeders' Cup Mile as a 3yo, is proving a consistently above-average sire

who is about one headline horse away from real name recognition. He might have her, too, in his first-crop 4yo filly Princess Grace, 4-for-5 lifetime including the G2 Mrs. Revere as a 3yo and the G3 Dr Jim Penny Memorial first out as a 4yo. He also has two first-crop G3 winners and the 3yo filly Spanish Loveaffair, who won the G3 Herecomesthebride at Gulfstream Park only to be disqualified.

2017 NA: BAYERN (KY, Hill 'n' Dale, 2021 Fee \$7,500, A Runner Index 1.45):

Bayern never had a Black-Type Winner until August of last year, when his first crop were two-thirds through their 3yo seasons, but they were making money all the same: he now has 13 Black-Type Horses, five of them GSH, and now four BTW. His A Runner Index is 1.45, his ABC Index 1.61. Considering where he was a year ago he might yet turn out to be a respectable sire.

2017 NA: KHOZAN (FL, Journeyman, 2021 Fee \$10,000, A Runner Index 1.81):

Khozan was the Leading Sire in Florida in 2020 with just his first crop of 3yo's, and is Florida's leading sire again so far this year; that's really all the recommendation we need – if you have a mare in Florida he's the number one choice. By Distorted Humor and a half-brother to 3 G1 winners including Champion and \$4.8-million earner Royal Delta, out of Delta Princess, a three-time G3 winner and earner of \$740k herself by A.P. Indy, Khozan was a \$1m 2-year-old purchase by Al Shaqab. He only ran twice, as an early 3yo at Gulfstream in 2015, but won both, the second a one-mile "non-winners of two" allowance by nearly 13 lengths. So he had the credentials, and he's emphatically getting the job done at stud.

2018 EU: NEW BAY (IRE, Ballylinch, 2021 Fee €20,000, A Runner Index 3.49):

Bred and raced by Juddmonte, by Dubawi out of a Zamindar mare from the family of Oasis Dream and Kingman, New Bay ran second to Make Believe in the 2015 G1 French 2000 Guineas and won the G1 French Derby. Being a 10-furlong horse everybody got very excited about him last year when he had two 2yo Group winners, G2 Royal Lodge winner New Mandate and G3 Oh So Sharp winner Saffron Beach. And though Saffron Beach ran second in the G1 English 1000 Guineas and New Bay is #5 on the European second-crop sire list this year, he has as yet no 2021 BTW. However, we say fear not, this is a good sire: his 3yo crop includes 5 different horses who have run RPR's (Racing Post Ratings) of 109-111, and 5 individual A Runners and 4 individual B Runners, also including Royal Ascot Britannia H. winner Perotto. They don't have this many horses running this well unless they are going to be a good sire.

2018 EU: KODI BEAR (IRE, Rathbarry, 2021 Fee €6,000, A Runner Index 2.83):

Second to Belardo in the 2014 G1 Dewhurst and

winner at three of the G2 Celebration Mile at Goodwood for trainer Clive Cox, Kodi Bear just about qualifies as the best value sire anywhere at his (never-to-be-repeated) €6,000 fee in 2021. This is because he has sired 4 A Runners, including two G1-placed 3yo's, Mystery Angel (2nd G1 Epsom Oaks) and Measure of Magic (3rd G1 Commonwealth Cup), and has already two 2021 BTW 2yo's, including G2 Railway S. winner Go Bears Go. He's a revelation and should be on everybody's must-use list for 2022.

2018 NA: NYQUIST (KY, Darley, 2021 Fee \$75,000, A Runner Index 1.96):

Only the second horse (after Street Sense) to complete the G1 Breeders' Cup Juvenile – G1 Kentucky Derby double, Nyquist made a rocket start last year with two G1 winners, Gretzy The Great and G1 Breeders' Cup Juvenile Fillies' winner and Champion Vequist, but is another of these with first 3yo's but no BTW so far this year. However, his APÉX numbers look fine: he has 9 ABC Runners this year, including two new A Runners, G2-placed Willful Woman and G3-placed and 3-time winner Hockey Dad, and has a 1.84 ABC Index to go with his 1.96 A Runner Index. He'll be fine.

2018 NA: FROSTED (KY, Darley, 2021 Fee \$25,000, A Runner Index 1.49):

Fourth to American Pharoah in the 2015 G1 Kentucky Derby and second to him when he became the first Triple Crown winner in 37 years in the G1 Belmont, Frosted came back at four to win the G1 Met Mile (by more than 14L, running an off-the-graph Beyer 123) and G1 Whitney. He was #3 on the 2020 North American Freshman Sire List and is number two second-crop sire this year, and will move up to #1 if Medina Spirit is disqualified from his G1 Kentucky Derby win. Frosted has 15 ABC Runners so far this year, including three A Runners and four B Runners, his best being the dual G2-winning 3yo filly Travel Column, one of his five 2021 GSH so far. Very much one going the right way.

2018 NA: RUNHAPPY (KY, Claiborne, 2021 Fee \$10,000, A Runner Index 2.48):

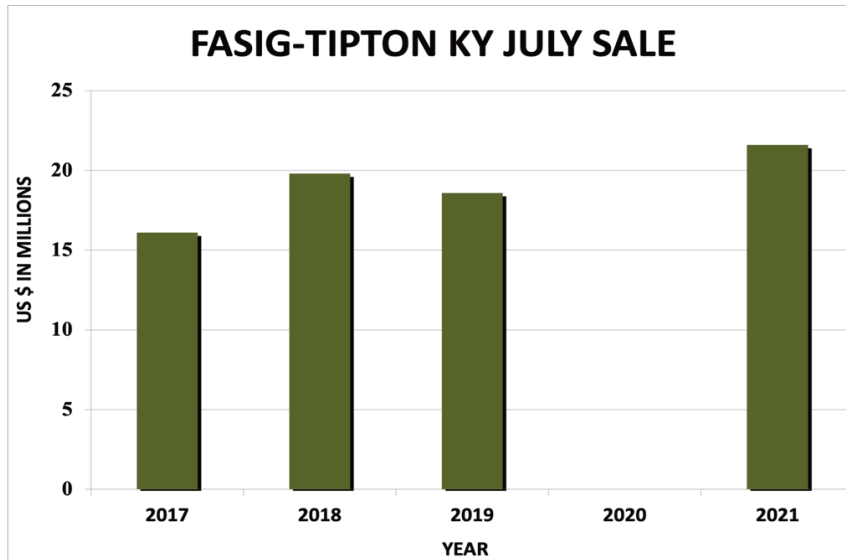
3-time G1 winner, including the Breeders' Cup Sprint, and the Champion Male Sprinter of 2015, from Super Saver's first crop. He looked in big trouble until at least the last couple of months of last year, ranking only #16 on the 2020 North American Freshman Sire List, with nine winners and no black-type horses – thus his bargain \$10,000 stud fee for 2021. But it's been a completely different story this year: he ranks #4 on the second-crop sire list with 5 A Runners, including 3yo colt Following Sea and 2yo filly Happy Soul. All is forgiven.

SECTION 3: FASIG-TIPTON JULY YEARLING SALE AVERAGES

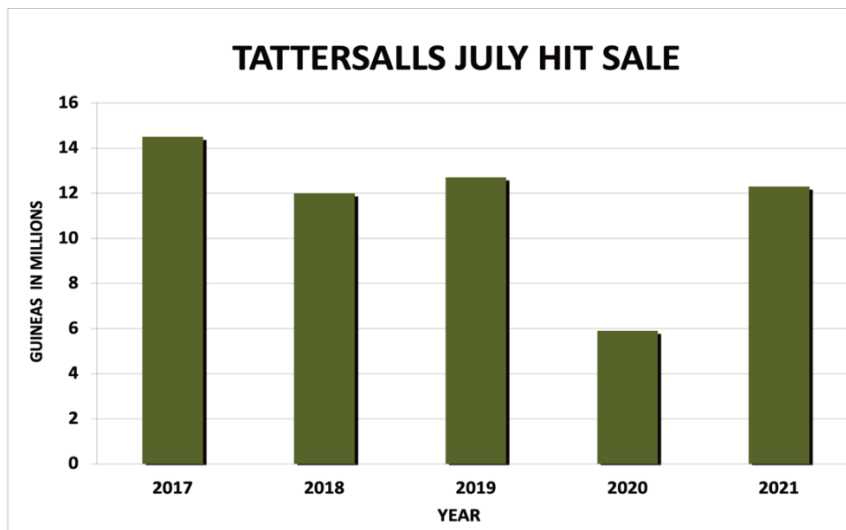
SIRE NAME	YOB	HIS SIRE	FFLS	ST	2019 FEE	2021 FEE	# CAT	# RING	# SOLD	US\$ AVG	US\$ MED
ACCELERATE	2013	LOOKIN AT LUCKY	2020	KY	20,000	17,500	11	9	8	60,625	32,500
AIR FORCE BLUE	2013	WAR FRONT	2018	KY	20,000	10,000	1	1	1	50,000	50,000
ALWAYS DREAMING	2014	BODEMEISTER	2020	KY	25,000	17,500	3	3	2	75,000	75,000
AMERICAN FREEDOM	2013	PULPIT	2019	KY	10,000	6,000	6	6	4	46,750	46,000
AMERICAN PHAROAH	2012	PIONEEROF THE NILE	2017	KY	110,000	100,000	1	1	1	95,000	95,000
ARMY MULE	2014	FRIESAN FIRE	2020	KY	10,000	7,500	9	8	4	113,750	112,500
ARROGATE	2013	UNBRIDLED'S SONG	2019	KY	75,000	-	4	2	2	100,000	100,000
AWESOME SLEW	2013	AWESOME AGAIN	2020	FL	5,000	4,000	1	1	1	70,000	70,000
BERNARDINI	2003	A.P. INDY	2008	KY	50,000	35,000	6	4	4	68,000	73,500
BLAME	2006	ARCH	2012	KY	30,000	30,000	1	1	1	75,000	75,000
BOLT D'ORO	2015	MEDAGLIA D'ORO	2020	KY	25,000	15,000	6	4	3	131,667	120,000
BRODY'S CAUSE	2013	GIANT'S CAUSEWAY	2018	KY	7,500	5,000	1	1	1	57,000	57,000
BUCCHERO	2012	KANTHAROS	2020	FL	5,000	5,000	3	2	1	47,000	47,000
CANDY RIDE	1999	RIDE THE RAILS	2006	KY	80,000	75,000	1	1	1	350,000	350,000
CARPE DIEM	2012	GIANT'S CAUSEWAY	2017	KY	25,000	7,500	1	1	1	27,000	27,000
CITY OF LIGHT	2014	QUALITY ROAD	2020	KY	35,000	40,000	5	5	4	165,000	175,000
CLASSIC EMPIRE	2014	PIONEEROF THE NILE	2019	KY	25,000	17,500	2	2	2	65,000	65,000
CLOUD COMPUTING	2014	MACLEAN'S MUSIC	2020	KY	7,500	5,000	8	8	6	89,000	72,500
COLLECTED	2013	CITY ZIP	2020	KY	17,500	17,500	13	11	9	86,111	80,000
CONNECT	2013	CURLIN	2019	KY	20,000	15,000	3	3	1	135,000	135,000
DIALED IN	2008	MINESHAFT	2014	KY	25,000	15,000	4	4	3	100,000	75,000
EMPIRE MAKER	2000	UNBRIDLED	2005	KY	85,000	-	2	1	1	160,000	160,000
FLATTER	1999	A.P. INDY	2005	KY	40,000	35,000	1	1	1	145,000	145,000
FREE DROP BILLY	2015	UNION RAGS	2020	KY	10,000	5,000	3	2	2	55,000	55,000
FROSTED	2012	TAPIT	2018	KY	50,000	25,000	5	3	3	82,667	100,000
GIRVIN	2014	TALE OF EKATI	2020	FL	7,500	6,000	6	5	3	126,667	90,000
GOLDENCENTS	2010	INTO MISCHIEF	2016	KY	20,000	15,000	6	4	4	84,250	68,500
GOOD MAGIC	2015	CURLIN	2020	KY	35,000	30,000	7	6	6	125,333	137,500
GOOD SAMARITAN	2014	HARLAN'S HOLIDAY	2020	KY	12,500	7,500	10	8	5	57,800	50,000
GUN RUNNER	2013	CANDY RIDE	2019	KY	70,000	50,000	3	3	3	139,000	145,000
HARD SPUN	2004	DANZIG	2009	KY	40,000	35,000	3	3	2	170,000	170,000
INTO MISCHIEF	2005	HARLAN'S HOLIDAY	2010	KY	150,000	225,000	7	6	5	360,000	345,000
JIMMY CREED	2009	DISTORTED HUMOR	2015	KY	20,000	10,000	4	2	2	90,000	90,000
JUSTIFY	2015	SCAT DADDY	2020	KY	150,000	125,000	1	1	1	210,000	210,000
KANTHAROS	2008	LION HEART	2012	FL	20,000	30,000	6	4	3	45,000	40,000
KLIMT	2014	QUALITY ROAD	2019	KY	10,000	10,000	3	3	1	50,000	50,000
LAOBAN	2013	UNCLE MO	2018	NY	7,500	25,000	1	1	1	70,000	70,000
LIAM'S MAP	2011	UNBRIDLED'S SONG	2017	KY	20,000	30,000	2	2	2	132,500	132,500
LORD NELSON	2012	PULPIT	2019	KY	25,000	10,000	6	6	4	50,500	53,500
MACLEAN'S MUSIC	2008	DISTORTED HUMOR	2014	KY	25,000	20,000	5	2	2	147,500	147,500
MALIBU MOON	1997	A.P. INDY	2001	KY	75,000	35,000	7	6	4	93,750	92,500
MCCRACKEN	2014	GHOSTZAPPER	2020	KY	10,000	6,000	3	3	2	70,000	70,000
MENDELSSOHN	2015	SCAT DADDY	2020	KY	35,000	35,000	5	3	3	151,667	185,000
MIDNIGHT LUTE	2003	REAL QUIET	2010	KY	15,000	15,000	2	2	1	200,000	200,000
MIDNIGHT STORM	2011	PIONEEROF THE NILE	2019	KY	10,000	7,500	1	1	1	70,000	70,000
MIDSHIPMAN	2006	UNBRIDLED'S SONG	2012	KY	8,500	7,500	5	5	5	94,400	100,000
MO TOWN	2014	UNCLE MO	2020	KY	12,500	7,500	5	5	5	59,600	65,000
MOR SPIRIT	2013	ESKENDEREYA	2020	KY	10,000	5,000	8	7	5	101,400	62,000
MORE THAN READY	1997	SOUTHERN HALO	2002	KY	80,000	65,000	1	1	1	132,500	132,500
MUNNINGS	2006	SPEIGHTSTOWN	2012	KY	20,000	40,000	16	14	11	112,909	100,000

SIRE NAME	YOB	HIS SIRE	FFLS	ST	2019 FEE	2021 FEE	# CAT	# RING	# SOLD	US\$ AVG	US\$ MED
NOT THIS TIME	2014	GIANT'S CAUSEWAY	2018	KY	15,000	40,000	2	1	1	155,000	155,000
NYQUIST	2013	UNCLE MO	2018	KY	40,000	75,000	3	3	2	165,000	165,000
OUTWORK	2013	UNCLE MO	2018	KY	15,000	15,000	4	3	2	65,000	65,000
PAYNTER	2009	AWESOME AGAIN	2015	KY	12,500	7,500	1	1	1	45,000	45,000
PRACTICAL JOKE	2014	INTO MISCHIEF	2019	KY	30,000	22,500	9	8	8	162,750	172,500
RANSOM THE MOON	2012	MALIBU MOON	2020	KY	7,500	7,500	4	2	2	43,500	43,500
RUN AWAY AND HIDE	2006	CITY ZIP	2010	KY	6,500	-	1	1	1	23,000	23,000
SHARP AZTECA	2013	FREUD	2020	KY	10,000	6,500	9	8	5	50,000	40,000
SKY MESA	2000	PULPIT	2005	KY	15,000	12,500	1	1	1	100,000	100,000
SPEIGHTSTER	2012	SPEIGHTSTOWN	2018	KY	10,000	10,000	4	3	2	71,000	71,000
SPEIGHTSTOWN	1998	GONE WEST	2006	KY	80,000	90,000	1	1	1	150,000	150,000
STREET BOSS	2004	STREET CRY	2010	KY	20,000	15,000	3	2	1	30,000	30,000
STREET SENSE	2004	STREET CRY	2009	KY	50,000	60,000	6	4	3	103,333	30,000
TALE OF THE CAT	1994	STORM CAT	2000	KY	25,000	12,500	2	2	2	28,500	28,500
TAPIT	2001	PULPIT	2006	KY	225,000	185,000	2	1	1	200,000	200,000
TAPITURE	2011	TAPIT	2017	KY	7,500	10,000	3	2	1	30,000	30,000
TAPWRIT	2014	TAPIT	2020	KY	12,500	10,000	9	7	7	93,143	100,000
TONALIST	2011	TAPIT	2017	KY	15,000	12,500	1	1	1	35,000	35,000
TWIRLING CANDY	2007	CANDY RIDE	2013	KY	25,000	40,000	2	2	1	155,000	155,000
UNCAPTURED	2010	LION HEART	2016	FL	6,000	-	2	2	2	47,500	47,500
UNCLE MO	2008	INDIAN CHARLIE	2013	KY	125,000	175,000	6	5	3	166,667	150,000
UNIFIED	2013	CANDY RIDE	2019	KY	10,000	10,000	2	2	2	62,500	62,500
UNION RAGS	2009	DIXIE UNION	2014	KY	60,000	30,000	3	2	1	210,000	210,000
VIOLENCE	2010	MEDAGLIA D'ORO	2015	KY	40,000	25,000	3	3	2	120,000	120,000
WE MISS ARTIE	2011	ARTIE SCHILLER	2017	ON	5,000	-	1	1	1	110,000	110,000
WEST COAST	2014	FLATTER	2020	KY	35,000	20,000	7	6	5	84,000	67,000

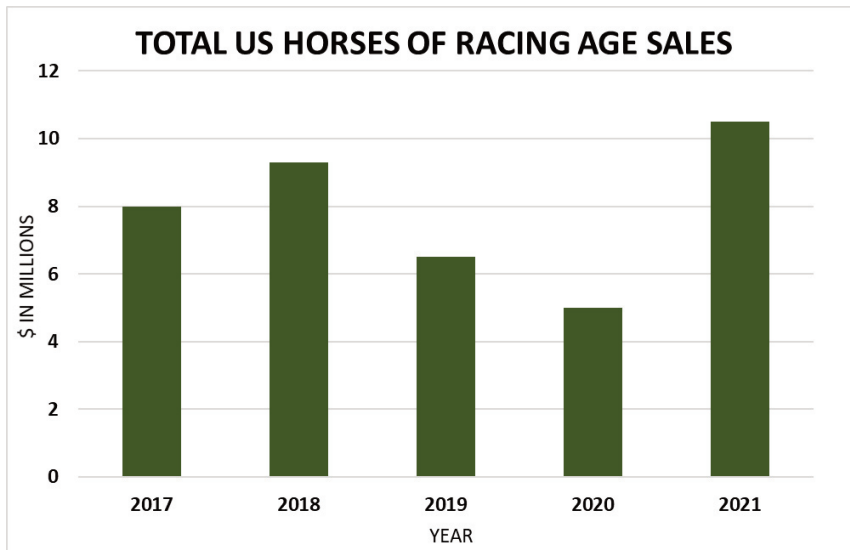
SECTION 4: NORTHERN HEMISPHERE SALES TICKER THROUGH JULY 23, 2021



YEAR	CAT	RING	SOLD	% W/D	% S/R	% S/C	GROSS \$	AVG \$
2021	348	277	208	20.4%	75.1%	20.4%	21,608,500	103,887
2020	-	-	-	-	-	-	-	-
2019	364	300	202	17.6%	67.3%	17.6%	18,621,000	92,183
2018	349	282	196	19.2%	69.5%	19.2%	19,762,500	100,829
2017	297	244	172	17.8%	70.5%	17.8%	16,107,000	93,645



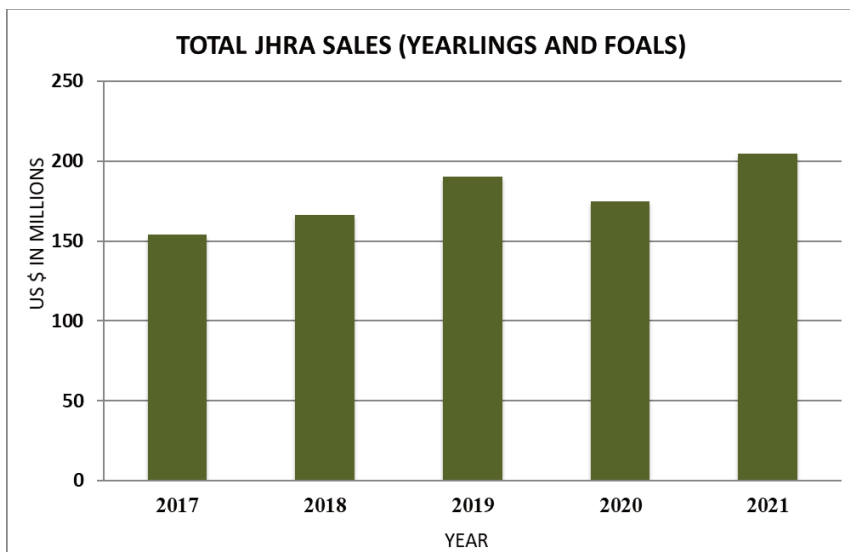
YEAR	CAT	RING	SOLD	% W/D	% S/R	% S/C	GROSS \$	AVG \$
2021	861	574	538	33.3%	93.7%	62.5%	12,301,300	22,865
2020	572	344	330	39.9%	95.9%	57.7%	5,940,900	18,003
2019	910	578	535	36.5%	92.6%	58.8%	12,748,800	23,830
2018	922	645	562	30.0%	87.1%	61.0%	12,074,300	21,485
2017	914	648	574	29.1%	88.6%	62.8%	14,691,700	25,595



YEAR	CAT	RING	SOLD	% W/D	% S/R	% S/C	GROSS \$	AVG \$
2021	303	199	164	34.3%	82.4%	54.1%	10,515,500	64,119
2020	182	119	81	34.6%	68.1%	44.5%	5,072,000	62,617
2019	203	95	136	53.2%	143.2%	67.0%	6,548,500	48,151
2018	175	119	100	32.0%	84.0%	57.1%	9,318,000	93,180
2017	125	110	84	12.0%	76.4%	67.2%	8,083,000	96,226

SECTION 4a: JAPANESE SALES TICKER

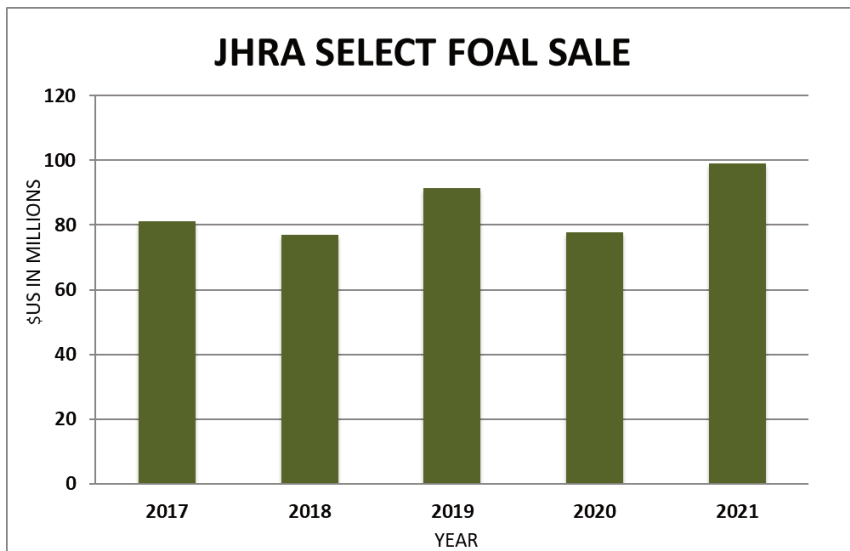
THROUGH JULY 23, 2021



YEAR	CAT	RING	SOLD	% W/D	% S/R	% S/C	GROSS \$	AVG \$
2021	488	472	439	3.3%	93.0%	90.0%	204,774,032	466,456
2020	496	475	432	4.2%	90.9%	87.1%	175,145,883	405,430
2019	455	422	416	7.3%	98.6%	91.4%	190,109,287	456,993
2018	464	420	415	9.5%	98.8%	89.4%	166,081,849	400,197
2017	481	462	406	4.0%	87.9%	84.4%	153,855,862	378,955



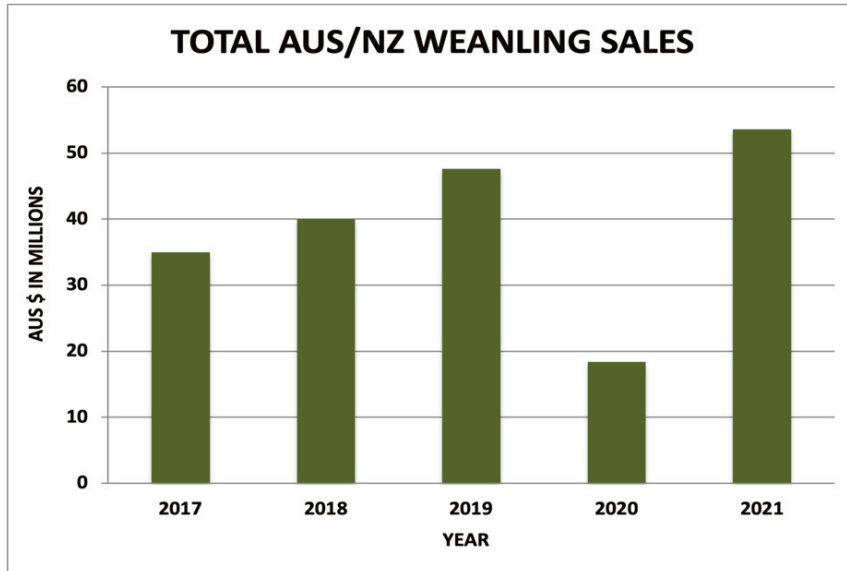
YEAR	CAT	RING	SOLD	% W/D	% S/R	% S/C	GROSS \$	AVG \$
2021	248	242	226	2.4%	93.4%	91.1%	105,606,575	467,286
2020	258	249	229	3.5%	92.0%	88.8%	97,350,155	425,110
2019	239	222	222	7.1%	100.0%	92.9%	100,200,310	451,353
2018	233	210	210	9.9%	100.0%	90.1%	90,194,316	429,497
2017	246	242	216	1.6%	89.3%	87.8%	80,609,430	373,192



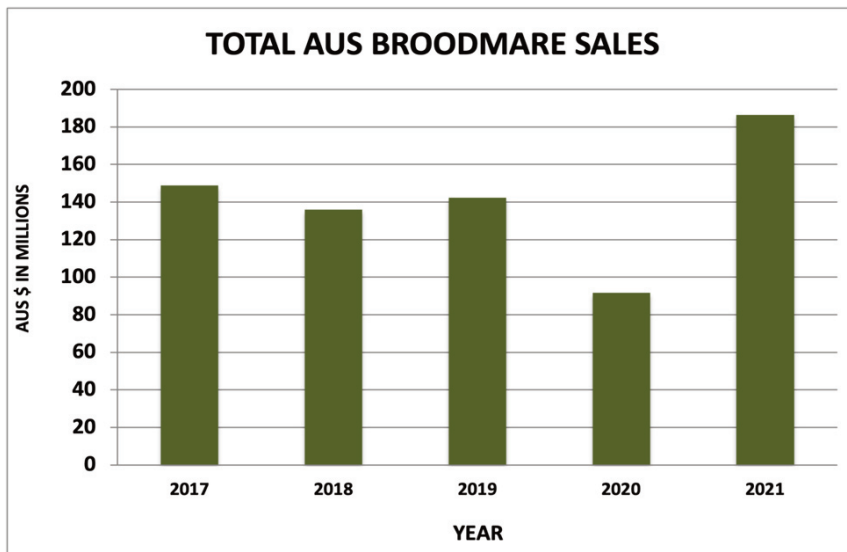
YEAR	CAT	RING	SOLD	% W/D	% S/R	% S/C	GROSS \$	AVG \$
2021	240	230	213	4.2%	92.6%	88.8%	99,167,457	465,575
2020	238	226	203	5.0%	89.8%	85.3%	77,795,728	383,230
2019	216	200	194	7.4%	97.0%	89.8%	91,324,063	470,743
2018	231	210	205	9.1%	97.6%	88.7%	77,086,390	376,031
2017	225	220	190	2.2%	86.4%	84.4%	81,143,433	427,071

SECTION 5: AUS/NZ SALES TICKER

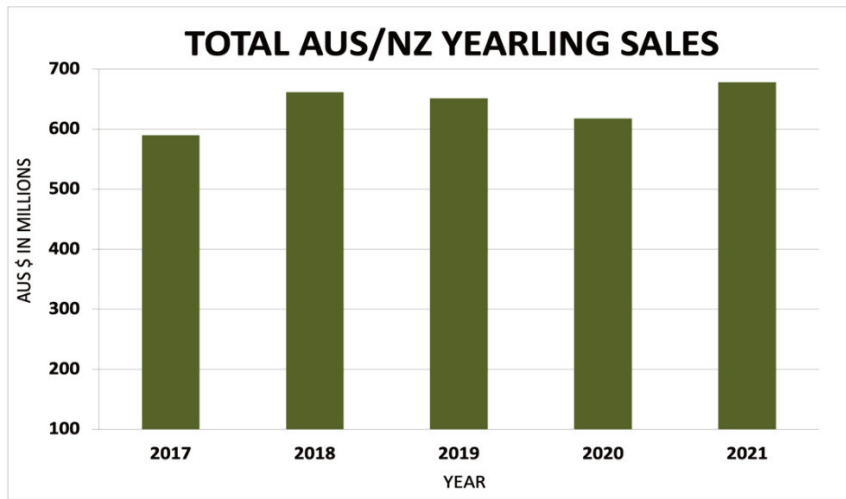
THROUGH JULY 23, 2021



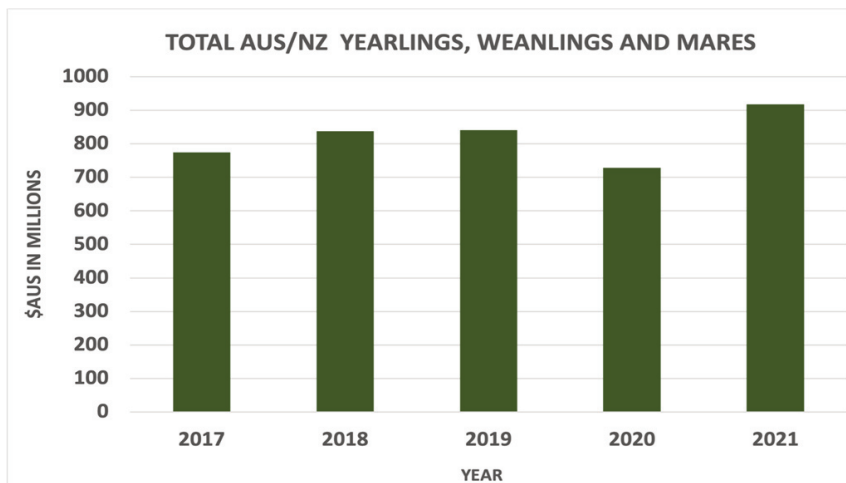
YEAR	CAT	RING	SOLD	% W/D	% S/R	% S/C	GROSS \$	AVG \$
2021	1,288	1,036	884	19.6%	85.3%	68.6%	53,575,060	60,605
2020	1,111	786	566	29.3%	72.0%	50.9%	18,400,533	32,510
2019	1,687	1,411	1,121	16.4%	79.4%	66.4%	47,635,900	42,494
2018	1,603	1,418	1,184	11.5%	83.5%	73.9%	40,049,742	33,826
2017	1,465	1,304	1,055	11.0%	80.9%	72.0%	35,052,721	33,225



YEAR	CAT	RING	SOLD	% W/D	% S/R	% S/C	GROSS \$	AVG \$
2021	1,307	1,087	938	16.8%	86.3%	71.8%	186,321,850	198,637
2020	1,148	983	725	14.4%	73.8%	63.2%	91,589,250	126,330
2019	1,845	1,648	1,276	10.7%	77.4%	69.2%	142,185,850	111,431
2018	2,013	1,783	1,440	11.4%	80.8%	71.5%	135,990,550	94,438
2017	1,900	1,700	1,389	10.5%	81.7%	73.1%	148,851,650	107,165



YEAR	CAT	RING	SOLD	% W/D	% S/R	% S/C	GROSS \$	AVG \$
2021	7,318	6,349	5,351	13.2%	84.3%	73.1%	678,244,900	126,751
2020	7,303	6,253	5,043	14.4%	80.6%	69.1%	617,804,998	122,507
2019	7,331	6,578	5,351	10.3%	81.3%	73.0%	651,455,238	121,745
2018	7,168	6,491	5,492	9.4%	84.6%	76.6%	661,783,250	120,499
2017	7,070	6,451	5,332	8.8%	82.7%	75.4%	589,936,000	110,641



YEAR	CAT	RING	SOLD	% W/D	% S/R	% S/C	GROSS \$	AVG \$
2021	9,913	8,472	7,173	14.5%	84.7%	72.4%	918,141,810	128,000
2020	9,562	8,022	6,334	16.1%	79.0%	66.2%	727,794,781	114,903
2019	10,863	9,637	7,748	11.3%	80.4%	71.3%	841,276,988	108,580
2018	10,784	9,692	8,116	10.1%	83.7%	75.3%	837,823,542	103,231
2017	10,435	9,455	7,776	9.4%	82.2%	74.5%	773,840,371	99,517



I Am Invincible, photo courtesy Yarraman Park.

I AM INVINCIBLE TOP AUSTRALASIAN COMMERCIAL SIRE

He's not yet been Australia's Champion Sire, but breeders and buyers are betting that Yarraman Park's **I Am Invincible**, runner-up to Snitzel in the last three of his four championship seasons and within \$100,000 of catching **Not A Single Doubt** for second behind Written Tycoon but with only a week left in the 2020/21 season, will be correcting that omission on his CV sooner rather than later. He was Australia's most expensive sire in 2019 and 2020, and will be again in 2021, when he'll be standing for A\$220,000, and his commercial performance in the 2021 Australasian selling season has been little short of astounding. His 103 yearlings sold this year grossed over \$55-million and averaged \$534,029, second only to Not A Single Doubt (28/\$563,214) in that category, and he was leading sire on average for weanlings (7/\$492,857) and in-foal mares, of which 10 sold in foal to him for a remarkable \$1,260,000 average and \$1,100,000 median.

Four-time Champion Sire **Snitzel** ranked third by yearling average, with 89 yearlings grossing over \$41-million and averaging \$460,701, which means between them Australia's two top commercial sires had 192 yearlings sell for a total of \$96,007,000 and average \$500,036. They had 3.5% of the 5,351 yearlings sold in Australasia in 2021 for 14% of the total gross. Their yearlings averaged \$500,000; everybody else's averaged \$112,858.

Seventeen yearlings from the last crop of Snitzel's and Not A Single Doubt's sire **Redoute's Choice**, who like his two best sire sons stood at Arrowfield, averaged \$426,765, while Coolmore's **Fastnet Rock** (36/\$401,083) made it five Australasian sires who averaged over \$400,000 for their yearlings this sales season. The top 10, all proven, were rounded out by Darley's **Exceed And Excel** (28/\$337,411); Yulong Nagambie Stud's 2020/21 Champion Sire **Written Tycoon** (76/\$295,053), now back in Victoria where he stood his entire career at Woodside Park Stud before covering last season at Arrowfield;

Widden's **Zoustar** (117/\$255,844); New Zealand's Waikato Stud's now seven-time Champion Sire **Savabeel** (62/\$216,176); and Coolmore's **Pierro** (96/\$208,120). The top first-crop yearling sire, New Zealand's Cambridge Stud's **Almanzor** (58/\$201,517) came next on average, just ahead of the top commercial Freshman Sire, Newgate's **Capitalist** (114/\$194,846). After Almanzor on the first-crop list (F2019 sires, first foals 2019) were: Yarraman Park's **Hellbent** (83/\$124,334), by I Am Invincible; Coolmore's **Merchant Navy** (86/\$121,816), by Fastnet Rock; and Newgate's **Russian Revolution** (95/\$114,091), by Snitzel.

The leading sires with their first weanlings selling (F2020 sires, first foals 2020), admittedly with a relatively small number selling, were Arrowfield's **The Autumn Sun** (5/\$212,000) and Coolmore's shuttler **Justify** (8/\$200,625), while the leading sires who covered their first mares in 2020 (F2021, first foals 2021) were the Darley shuttlers **Too Darn Hot** (10 mares in foal averaged \$442,500) and **Blue Point** (9/\$305,556). Aquis Farm's \$5.8-million earner **Pierata**, by Pierro, was among the leaders by number of mares sold in foal, with 37 averaging \$226,872 from his first season standing for \$44,000; and **Capitalist**, who was also \$44,000 last season at Newgate (\$99,000 this season), had 30 in-foal mares average \$220,500.

By our reckoning, the Australasian sales grossed A\$918,141,810 in 2021, 9% higher than the 2019 total of \$841,277,000. The biggest gains were in the broodmare/broodmare prospects sector, which increased by \$44-million, or 31%, over the 2019 sales. The yearling sales increased by \$27-million, or 4%, to \$678,244,900. Significantly, the yearling sales constituted 74% of the Australasian 'live' auction marketplace; in North America and Europe in 2019 yearlings accounted for 51% of the auction sales, suggesting there is room for more growth in the Australasian market, in both the broodmare, and especially the weanling, sectors. Weanling-to-yearling pinhooking is an obvious area with significant growth potential.

LEADING AUS/NZ SIRES OF YEARLINGS

SIRE NAME	YOB	HIS SIRE	FFLS	ST	2018 FEE	2021 FEE	# CAT	# RING	# SOLD	AU\$ AVG	AU\$ MED
KINGMAN (NH)	2011	INVINCIBLE SPIRIT	2016	ENG	55,000	150,000	3	3	3	941,667	600,000
DEEP IMPACT (NH)	2002	SUNDAY SILENCE	2008	DEAD	-	-	3	3	3	583,333	500,000
NOT A SINGLE DOUBT	2001	REDOUTE'S CHOICE	2006	RETIRED	99,000	-	32	30	28	563,214	412,500
I AM INVINCIBLE	2004	INVINCIBLE SPIRIT	2011	NSW	192,500	220,000	127	111	103	534,029	460,000
LORD KANALOA (NH)	2008	KING KAMEHAMEHA	2015	JPN	-	-	5	4	4	533,750	527,500
DURAMENTE (NH)	2012	KING KAMEHAMEHA	2018	JPN	-	-	1	1	1	500,000	500,000
SNITZEL	2002	REDOUTE'S CHOICE	2007	NSW	220,000	165,000	121	110	89	460,701	375,000
REDOUTE'S CHOICE	1996	DANEHILL	2001	DEAD	137,500	-	21	19	17	426,765	370,000
FASTNET ROCK	2001	DANEHILL	2006	NSW	PVT	165,000	44	37	36	401,083	355,000
EXCEED AND EXCEL	2000	DANEHILL	2005	NSW	82,500	132,000	38	35	28	337,411	155,000
SIYOUNI (NH)	2007	PIVOTAL	2012	FR	75,000	140,000	9	9	9	312,778	260,000
CAMELOT	2009	MONTJEU	2015	IRE	-	-	1	1	1	300,000	300,000
LOPE DE VEGA	2007	SHAMARDAL	2012	IRE	-	-	1	1	1	300,000	300,000
WRITTEN TYCOON	2002	IGLESIA	2008	VIC	110,000	165,000	107	88	76	295,053	225,000
JUST A WAY (NH)	2009	HEART'S CRY	2016	JPN	-	-	3	3	3	260,000	240,000
ZOUSTAR	2010	NORTHERN METEOR	2015	NSW	60,500	154,000	147	133	117	255,844	180,000
TAPIT (NH)	2001	PULPIT	2006	KY	300,000	185,000	1	1	1	250,000	250,000
FRANKEL	2008	GALILEO	2014	ENG	-	-	15	12	10	243,000	240,000
SAVABEEL	2001	ZABEEL	2006	NZ	PVT	100,000	90	70	62	216,176	189,000
PIERRO	2009	LONHRO	2014	NSW	88,000	110,000	122	110	96	208,120	160,000
ALMANZOR	2013	WOOTTON BASSETT	2019	NZ	30,000	30,000	67	61	58	201,517	169,200
CAPITALIST	2013	WRITTEN TYCOON	2018	NSW	55,000	99,000	134	125	114	194,846	120,000
EXTREME CHOICE	2013	NOT A SINGLE DOUBT	2018	NSW	22,000	PVT	28	24	22	167,182	140,000
SHALAA	2013	INVINCIBLE SPIRIT	2018	NSW	33,000	44,000	84	78	76	166,712	130,000
AMERICAN PHAROAH	2012	PIONEEROF THE NILE	2018	KY	66,000	49,500	90	73	60	162,282	130,000
LONHRO	1998	OCTAGONAL	2005	NSW	55,000	66,000	54	51	43	157,021	140,000
SO YOU THINK	2006	HIGH CHAPARRAL	2013	NSW	44,000	77,000	126	114	98	153,215	100,000
DEEP FIELD	2010	NORTHERN METEOR	2016	NSW	22,000	88,000	158	142	125	150,992	120,000
TAVISTOCK	2005	MONTJEU	2011	DEAD	65,000	-	56	52	46	144,398	130,800
SEBRING	2005	MORE THAN READY	2010	DEAD	66,000	-	128	115	95	144,108	100,000
DUNDEEL	2009	HIGH CHAPARRAL	2015	NSW	27,500	66,000	86	68	62	141,623	100,000
MORE THAN READY	1997	SOUTHERN HALO	2002	KY	66,000	-	37	28	24	137,396	107,500
MAURICE	2011	SCREEN HERO	2018	JPN	33,000	44,000	48	44	41	134,354	110,000
SPIRIT OF BOOM	2007	SEQUALO	2015	QLD	55,000	33,000	125	106	82	132,638	100,000
MEDAGLIA D'ORO	1999	EL PRADO	2011	KY	-	-	2	2	2	130,000	130,000
HELLBENT	2012	I AM INVINCIBLE	2019	NSW	27,500	22,000	102	89	83	124,834	100,000
MERCHANT NAVY	2014	FASTNET ROCK	2019	NSW	55,000	33,000	116	103	86	121,916	97,500
OCEAN PARK	2008	THORN PARK	2014	NZ	30,000	30,000	34	26	25	118,280	100,000
STREET BOSS	2004	STREET CRY	2010	NSW	27,500	55,000	26	22	20	114,500	100,000
RUSSIAN REVOLUTION	2013	SNITZEL	2019	NSW	55,000	44,000	116	106	95	114,091	100,000
MENARI	2014	SNITZEL	2019	NSW	27,500	11,000	11	11	10	110,900	90,000
MUHAARAR (NH)	2012	OASIS DREAM	2017	ENG	30,000	10,000	1	1	1	110,000	110,000
PER INCANTO	2004	STREET CRY	2012	NZ	15,000	25,000	35	30	26	109,528	103,400
INVADER	2014	SNITZEL	2019	QLD	27,500	22,000	61	48	42	108,629	72,500
NO NAY NEVER	2011	SCAT DADDY	2016	NSW	19,250	-	31	25	21	107,248	79,900
BRAZEN BEAU	2011	I AM INVINCIBLE	2016	VIC	38,500	49,500	26	22	17	106,529	90,000
CHURCHILL	2014	GALILEO	2019	NSW	27,500	22,000	47	44	36	106,131	94,000
IFFRAAJ	2001	ZAFONIC	2009	ENG	25,000	-	39	35	29	105,776	75,200
FROSTED	2012	TAPIT	2018	VIC	33,000	44,000	19	17	16	104,500	75,000
INTO MISCHIEF (NH)	2005	HARLAN'S HOLIDAY	2010	KY	100,000	225,000	4	4	4	103,750	75,000
PARIAH	2014	REDOUTE'S CHOICE	2019	NSW	22,000	16,500	82	74	68	100,815	83,750
CHOISIR	1999	DANEHILL DANCER	2004	RETIRED	29,700	-	27	21	15	96,500	50,000
TORONADO	2010	HIGH CHAPARRAL	2016	VIC	22,000	49,500	59	57	47	94,604	68,000

LEADING AUS/NZ SIRES OF WEANLINGS

SIRE NAME	YOB	HIS SIRE	FFLS	ST	2019 FEE	2021 FEE	# CAT	# RING	# SOLD	AU\$ AVG	AU\$ MED
FRANKEL	2008	GALILEO	2014	ENG	-	-	1	1	1	530,000	530,000
I AM INVINCIBLE	2004	INVINCIBLE SPIRIT	2011	NSW	247,500	209,000	7	7	7	492,857	425,000
FASTNET ROCK	2001	DANEHILL	2006	NSW	165,000	165,000	3	2	2	425,000	425,000
ZOUSTAR	2010	NORTHERN METEOR	2015	NSW	154,000	121,000	13	11	9	349,444	350,000
EXCEED AND EXCEL	2000	DANEHILL	2005	NSW	88,000	132,000	6	5	4	287,500	240,000
THE AUTUMN SUN	2015	REDOUTE'S CHOICE	2020	NSW	77,000	66,000	6	6	5	212,000	200,000
PER INCANTO	2004	STREET CRY	2012	NZ	17,500	15,000	4	3	3	205,465	102,427
JUSTIFY	2015	SCAT DADDY	2020	NSW	PVT	66,000	13	10	8	200,625	215,000
EXTREME CHOICE	2013	NOT A SINGLE DOUBT	2018	NSW	22,000	22,000	12	9	9	191,111	160,000
CARAVAGGIO	2014	SCAT DADDY	2019	IRE	27,500	-	1	1	1	160,000	160,000
CAPITALIST	2013	WRITTEN TYCOON	2018	NSW	55,000	44,000	35	28	24	143,958	117,500
WRITTEN TYCOON	2002	IGLESIA	2008	VIC	110,000	77,000	31	30	30	140,917	112,500
LORD KANALOA	2008	KING KAMEHAMEHA	2015	JPN	-	-	1	1	1	140,000	140,000
DUBAWI	2002	DUBAI MILLENNIUM	2007	ENG	-	-	1	1	1	130,000	130,000
PIERRO	2009	LONHRO	2014	NSW	88,000	137,500	6	3	3	128,333	130,000
TRAPEZE ARTIST	2014	SNITZEL	2020	NSW	88,000	77,000	9	8	6	123,000	81,000
SPIRIT OF BOOM	2007	SEQUALO	2015	QLD	44,000	44,000	6	5	2	115,500	115,500
SO YOU THINK	2006	HIGH CHAPARRAL	2013	NSW	38,500	38,500	26	25	24	114,979	102,500
CHOISIR	1999	DANEHILL DANCER	2004	RETIRED	27,500	16,500	2	2	2	112,500	112,500
LONHRO	1998	OCTAGONAL	2005	NSW	77,000	66,000	6	6	6	111,333	107,500
DEEP FIELD	2010	NORTHERN METEOR	2016	NSW	44,000	55,000	19	16	16	108,175	90,000
STREET BOSS	2004	STREET CRY	2010	NSW	27,500	27,500	8	7	7	102,857	70,000
IFFRAAJ	2001	ZAFONIC	2009	ENG	25,000	-	3	2	1	100,000	100,000
TERRITORIES	2012	INVINCIBLE SPIRIT	2018	NSW	16,500	11,000	3	2	1	100,000	100,000
MAURICE	2011	SCREEN HERO	2018	JPN	27,500	JPN	5	4	4	98,750	90,000
TORONADO	2010	HIGH CHAPARRAL	2016	VIC	27,500	27,500	20	17	14	94,500	76,250
BRAZEN BEAU	2011	I AM INVINCIBLE	2016	VIC	49,500	49,500	7	4	4	93,750	100,000
HELLBENT	2012	I AM INVINCIBLE	2019	NSW	27,500	22,000	12	9	7	91,071	55,000
FROSTED	2012	TAPIT	2018	VIC	27,500	22,000	9	7	5	89,500	62,500
SAXON WARRIOR	2015	DEEP IMPACT	2020	NSW	24,750	17,600	9	6	5	85,600	95,000
DUNDEEL	2009	HIGH CHAPARRAL	2015	NSW	66,000	66,000	9	8	8	82,375	80,000
IMPENDING	2013	LONHRO	2019	VIC	22,000	19,800	22	20	17	78,500	46,000
ALMANZOR	2013	WOOTTON BASSETT	2019	NZ	30,000	30,000	12	10	8	70,164	45,161
CHARM SPIRIT	2011	INVINCIBLE SPIRIT	2016	NZ	18,000	PVT	4	4	4	68,750	50,000
KERMADEC	2011	TEOFILO	2017	NSW	16,500	13,750	11	9	7	65,522	8,000
BRAVE SMASH	2013	TOSEN PHANTOM	2020	QLD	22,000	19,250	17	16	15	65,333	57,500
SHAMUS AWARD	2010	SNITZEL	2015	VIC	11,000	19,800	5	2	2	65,000	65,000
SHALAA	2013	INVINCIBLE SPIRIT	2018	NSW	33,000	33,000	15	13	10	63,250	62,500
SNITZEL	2002	REDOUTE'S CHOICE	2007	NSW	220,000	165,000	2	2	1	60,000	60,000
INVADER	2014	SNITZEL	2019	QLD	27,500	22,000	21	20	17	57,324	40,000
CONTRIBUTER	2010	HIGH CHAPARRAL	2017	NZ	12,500	10,000	1	1	1	56,801	56,801
MENARI	2014	SNITZEL	2019	NSW	16,500	16,500	1	1	1	55,000	55,000
MORE THAN READY	1997	SOUTHERN HALO	2002	KY	55,000	-	5	2	2	55,000	55,000
RUSSIAN REVOLUTION	2013	SNITZEL	2019	NSW	55,000	44,000	25	19	17	54,882	66,000
RIBCHESTER	2013	IFFRAAJ	2019	NZ	22,000	15,000	1	1	1	52,500	52,500
STAR TURN	2013	STAR WITNESS	2018	NSW	22,000	16,500	4	3	3	50,667	36,000
TAVISTOCK	2005	MONTJEU	2011	DEAD	50,000	-	9	7	6	50,398	48,279
REAL STEEL	2012	DEEP IMPACT	2020	JPN	16,500	-	2	1	1	50,000	50,000
WRITTEN BY	2015	WRITTEN TYCOON	2020	NSW	24,750	22,000	17	15	15	49,871	45,000
MERCHANT NAVY	2014	FASTNET ROCK	2019	NSW	55,000	44,000	14	6	5	49,800	35,000
ASTERN	2013	MEDAGLIA D'ORO	2018	NSW	33,000	22,000	5	4	3	49,333	48,000
HARRY ANGEL	2014	DARK ANGEL	2020	NSW	22,000	16,500	15	14	11	47,273	45,000
US NAVY FLAG	2014	WAR FRONT	2020	NZ	20,000	17,500	3	2	2	45,394	45,394

LEADING AUS/NZ COVERING SIRES

SIRE NAME	YOB	HIS SIRE	FFLS	ST	2020 FEE	2021 FEE	# CAT	# RING	# SOLD	AU\$ AVG	AU\$ MED
I AM INVINCIBLE	2004	INVINCIBLE SPIRIT	2011	NSW	209,000	220,000	11	11	10	1,260,000	1,100,000
FASTNET ROCK	2001	DANEHILL	2006	NSW	165,000	165,000	5	5	4	621,250	537,500
EXCEED AND EXCEL	2000	DANEHILL	2005	NSW	132,000	132,000	13	11	9	588,333	470,000
DUNDEEL	2009	HIGH CHAPARRAL	2015	NSW	66,000	66,000	18	15	12	528,333	140,000
SNITZEL	2002	REDOUTE'S CHOICE	2007	NSW	165,000	165,000	7	7	4	526,250	525,000
LOPE DE VEGA	2007	SHAMARDAL	2012	IRE	-	-	1	1	1	525,000	525,000
TOO DARN HOT	2016	DUBAWI	2021	NSW	44,000	44,000	10	10	10	442,500	280,000
ZOUSTAR	2010	NORTHERN METEOR	2015	NSW	121,000	154,000	13	11	11	368,636	300,000
DEEP FIELD	2010	NORTHERN METEOR	2016	NSW	55,000	88,000	21	19	19	356,316	180,000
BLUE POINT	2014	SHAMARDAL	2021	VIC	44,000	44,000	12	11	9	305,556	250,000
WRITTEN TYCOON	2002	IGLESIA	2008	VIC	77,000	165,000	40	39	35	302,571	260,000
NIGHT OF THUNDER	2011	DUBAWI	2017	IRE	-	-	3	3	2	265,000	265,000
OCEAN PARK	2008	THORN PARK	2014	NZ	20,000	30,000	2	2	2	257,500	257,500
LONHRO	1998	OCTAGONAL	2005	NSW	66,000	66,000	4	3	2	252,500	252,500
EPAULETTE	2009	COMMANDS	2015	NSW	22,000	16,500	7	7	7	249,857	50,000
TRAPEZE ARTIST	2014	SNITZEL	2020	NSW	77,000	66,000	9	9	9	235,556	140,000
BRAZEN BEAU	2011	I AM INVINCIBLE	2016	VIC	49,500	49,500	7	7	6	235,000	232,500
PIERATA	2014	PIERRO	2021	QLD	44,000	44,000	44	43	37	226,892	140,000
JUSTIFY	2015	SCAT DADDY	2020	NSW	66,000	55,000	5	5	4	222,500	155,000
CAPITALIST	2013	WRITTEN TYCOON	2018	NSW	44,000	99,000	40	38	30	220,500	175,000
SIDESTEP	2010	EXCEED AND EXCEL	2016	QLD	16,500	11,000	2	2	1	200,000	200,000
THE AUTUMN SUN	2015	REDOUTE'S CHOICE	2020	NSW	66,000	66,000	8	7	5	194,500	200,000
PIERRO	2009	LONHRO	2014	NSW	137,500	110,000	7	7	3	193,333	210,000
STREET BOSS	2004	STREET CRY	2010	NSW	27,500	55,000	5	5	5	189,600	70,000
SO YOU THINK	2006	HIGH CHAPARRAL	2013	NSW	38,500	77,000	31	27	22	184,773	115,000
FROSTED	2012	TAPIT	2018	VIC	22,000	44,000	13	13	10	184,500	155,000
SHALAA	2013	INVINCIBLE SPIRIT	2018	NSW	33,000	44,000	14	14	11	159,545	80,000
MICROPHONE	2016	EXCEED AND EXCEL	2021	NSW	38,500	38,500	9	9	9	156,111	150,000
I AM IMMORTAL	2016	I AM INVINCIBLE	2021	VIC	13,750	13,750	1	1	1	150,000	150,000
AMERICAN PHAROAH	2012	PIONEEROF THE NILE	2018	KY	55,000	49,500	2	2	1	140,000	140,000
EXCEEDANCE	2016	EXCEED AND EXCEL	2021	NSW	38,500	33,000	17	16	12	134,167	125,000
ASTERN	2013	MEDAGLIA D'ORO	2018	NSW	22,000	16,500	7	7	7	133,571	75,000
IMPENDING	2013	LONHRO	2019	VIC	19,800	22,000	5	5	3	130,000	140,000
BRUTAL	2015	O'REILLY	2021	NSW	27,500	27,500	13	11	8	126,875	120,000
EXTREME CHOICE	2013	NOT A SINGLE DOUBT	2018	NSW	22,000	PVT	8	8	7	124,286	110,000
TORONADO	2010	HIGH CHAPARRAL	2016	VIC	27,500	49,500	6	4	2	124,000	124,000
HARRY ANGEL	2014	DARK ANGEL	2020	NSW	16,500	16,500	8	7	7	121,429	130,000
ALABAMA EXPRESS	2016	REDOUTE'S CHOICE	2021	VIC	27,500	24,750	4	4	2	119,000	119,000
YES YES YES	2016	RUBICK	2021	NSW	38,500	38,500	23	22	20	111,750	92,500
CASTELVECCHIO	2016	DUNDEEL	2021	NSW	33,000	33,000	10	8	8	105,000	80,000
TERRITORIES	2012	INVINCIBLE SPIRIT	2018	NSW	11,000	11,000	11	11	10	99,000	55,000
MAGNA GRECIA	2016	INVINCIBLE SPIRIT	2021	NSW	22,000	19,250	9	8	5	92,200	50,000
SPIRIT OF BOOM	2007	SEQUALO	2015	QLD	44,000	33,000	7	7	2	85,000	85,000
RUSSIAN REVOLUTION	2013	SNITZEL	2019	NSW	44,000	44,000	11	11	9	81,000	60,000
NICCONI	2005	BIANCONI	2011	VIC	27,500	27,500	14	13	12	80,667	51,250
ROYAL MEETING	2016	INVINCIBLE SPIRIT	2021	VIC	11,000	11,000	6	4	3	78,333	85,000
RUBICK	2011	ENCOSTA DE LAGO	2016	VIC	33,000	27,500	7	6	6	77,083	63,750
STAR WITNESS	2007	STARCRAFT	2012	VIC	22,000	16,500	8	8	7	76,357	60,000
ALL TOO HARD	2009	CASINO PRINCE	2014	NSW	27,500	33,000	9	9	8	74,438	60,000
PRIDE OF DUBAI	2012	STREET CRY	2017	NSW	38,500	22,000	19	18	15	73,600	80,000
VANCOUVER	2012	MEDAGLIA D'ORO	2017	NSW	30,250	22,000	9	9	7	72,357	50,000
HELLBENT	2012	I AM INVINCIBLE	2019	NSW	22,000	22,000	16	15	11	68,136	75,000
PALENTINO	2012	TEOFILO	2018	VIC	14,300	11,000	2	2	2	65,000	65,000

SUMMARY TABLE- AUS/NZ SIRE AVERAGES FOR WEANLINGS, YEARLINGS, AND COVERING SIRES

SIRE NAME	YOB	HIS SIRE	FFLS	ST	YRLG	YRLG	WNLG	WNLG	BM	BM
					# SOLD	AU\$ AVG	# SOLD	AU\$ AVG	# SOLD	AU\$ AVG
A LOT	2012	TAPIT	2019	WA	3	29,000	-	-	-	-
ACE HIGH	2014	HIGH CHAPARRAL	2020	NZ	-	-	9	18,477	-	-
ADELAIDE	2011	GALILEO	2016	NSW	11	35,273	1	8,380	-	-
AKEED MOFEED	2009	DUBAWI	2015	SA	17	39,329	6	7,000	-	-
AL MAHER	2001	DANEHILL	2006	VIC	5	51,710	-	-	-	-
ALABAMA EXPRESS	2016	REDOUTE'S CHOICE	2021	VIC	-	-	-	-	2	119,000
ALBRECHT	2009	REDOUTE'S CHOICE	2015	INDNS	-	-	-	-	-	-
ALL AMERICAN	2005	RED RANSOM	2011	WA	8	28,375	-	-	-	-
ALL TOO HARD	2009	CASINO PRINCE	2014	NSW	48	76,252	3	39,667	8	74,438
ALMANZOR	2013	WOOTTON BASSETT	2019	NZ	58	201,517	8	70,164	-	-
ALPINE EAGLE	2011	HIGH CHAPARRAL	2018	TAS	27	50,204	1	10,000	-	-
AMBIDEXTER	2008	COMMANDS	2014	TAS	3	46,667	-	-	-	-
AMERICAN PHAROAH	2012	PIONEEROF THE NILE	2018	KY	60	162,282	6	37,167	1	140,000
ARTIE SCHILLER	2001	EL PRADO	2008	VIC	9	24,889	-	-	-	-
ASTERN	2013	MEDAGLIA D'ORO	2018	NSW	43	53,106	3	49,333	7	133,571
AWESOME ROCK	2011	FASTNET ROCK	2018	WA	13	40,577	-	-	-	-
BARBADOS	2008	REDOUTE'S CHOICE	2014	SA	1	17,000	-	-	-	-
BEL ESPRIT	1999	ROYAL ACADEMY	2004	VIC	10	28,900	-	-	-	-
BELARDO	2012	LOPE DE VEGA	2018	NZ	27	65,973	7	11,174	-	-
BELLEVUE HILL	2016	PIERRO	2021	QLD	-	-	-	-	6	5,500
BENFICA	2008	LONHRO	2013	NSW	2	3,750	-	-	-	-
BETTER THAN READY	2009	MORE THAN READY	2016	QLD	90	45,789	10	23,150	5	26,600
BLUE POINT	2014	SHAMARDAL	2021	VIC	-	-	-	-	9	305,556
BON AURUM	2012	BON HOFFA	2019	VIC	10	5,200	-	-	-	-
BON HOFFA	2002	BELONG TO ME	2010	NSW	13	12,269	-	-	-	-
BOOM TIME	2011	FLYING SPUR	2020	VIC	-	-	1	1,000	-	-
BRADBURY'S LUCK	2002	REDOUTE'S CHOICE	2007	WA	6	48,667	-	-	-	-
BRAVE SMASH	2013	TOSEN PHANTOM	2020	QLD	-	-	15	65,333	3	45,000
BRAZEN BEAU	2011	I AM INVINCIBLE	2016	VIC	17	106,529	4	93,750	6	235,000
BRUTAL	2015	O'REILLY	2021	NSW	-	-	-	-	8	126,875
BULL POINT	2010	FASTNET ROCK	2017	NSW	7	24,857	1	1,000	-	-
BULLBARS	2007	ELUSIVE QUALITY	2013	NZ	1	34,000	-	-	-	-
BURGUNDY	2008	REDOUTE'S CHOICE	2014	DEAD	2	34,075	1	3,259	-	-
CABLE BAY	2011	INVINCIBLE SPIRIT	2018	VIC	26	40,885	4	24,375	-	-
CALYX	2016	KINGMAN	2021	NSW	-	-	-	-	5	31,600
CAMELOT	2009	MONTJEU	2015	IRE	1	300,000	-	-	-	-
CAPITALIST	2013	WRITTEN TYCOON	2018	NSW	114	194,846	24	143,958	30	220,500
CARAVAGGIO	2014	SCAT DADDY	2019	IRE	56	80,382	1	160,000	-	-
CASINO PRINCE	2003	FLYING SPUR	2009	NSW	1	8,500	-	-	-	-
CASTELVECCHIO	2016	DUNDEEL	2021	NSW	-	-	-	-	8	105,000
CHARGE FORWARD	2001	RED RANSOM	2006	NSW	11	13,909	1	10,000	-	-
CHARM SPIRIT	2011	INVINCIBLE SPIRIT	2016	NZ	29	51,814	4	68,750	-	-
CHOISIR	1999	DANEHILL DANCER	2004	RETIRED	15	96,500	2	112,500	-	-
CHURCHILL	2014	GALILEO	2019	NSW	36	106,131	8	16,375	2	22,500
CLIFF'S EDGE	2014	CANFORD CLIFFS	2021	VIC	-	-	-	-	1	2,000
CLUSTER	2010	FASTNET ROCK	2016	VIC	1	5,000	-	-	-	-
COMPLACENT	2010	AUTHORIZED	2017	NZ	5	39,292	-	-	-	-
CONTRIBUTER	2010	HIGH CHAPARRAL	2017	NZ	13	85,234	1	56,801	-	-
COSMIC FORCE	2016	DEEP FIELD	2021	NSW	-	-	-	-	11	53,455
CRACKERJACK KING	2008	SHAMARDAL	2016	VIC	2	14,500	1	3,000	-	-
DALGHAR	2006	ANABAA	2013	NZ	1	11,000	-	-	-	-
DANE SHADOW	2001	DANEHILL	2006	NSW	1	10,000	-	-	-	-
DANERICH	2002	DANEHILL	2008	VIC	4	28,563	-	-	-	-
DARCI BRAHMA	2002	DANEHILL	2008	NZ	10	74,542	1	3,725	-	-
D'ARGENTO	2014	SO YOU THINK	2021	NSW	-	-	-	-	14	8,429
DASH FOR CASH	1998	SECRET SAVINGS	2004	WA	1	31,000	-	-	-	-
DAWN APPROACH	2010	NEW APPROACH	2015	IRE	8	54,750	-	-	-	-
DEEP FIELD	2010	NORTHERN METEOR	2016	NSW	125	150,992	16	108,175	19	356,316

SIRE NAME	YOB	HIS SIRE	FFLS	ST	YRLG	YRLG	WNLG	WNLG	BM	BM
					# SOLD	AU\$ AVG	# SOLD	AU\$ AVG	# SOLD	AU\$ AVG
DEEP IMPACT (NH)	2002	SUNDAY SILENCE	2008	DEAD	3	583,333	-	-	-	-
DEFCON	2013	CHOISIR	2018	QLD	8	32,063	-	-	-	-
DEMERIT	2006	LONHRO	2012	DEAD	12	32,667	-	-	-	-
DENMAN	2006	LONHRO	2011	NSW	13	35,154	7	16,571	1	1,500
DERRYN	2013	HINCHINBROOK	2019	NZ	10	33,088	1	18,623	-	-
DISSIDENT	2010	SEBRING	2016	NSW	48	27,852	5	13,600	-	-
DIVINE PROPHET	2013	CHOISIR	2018	QLD	34	47,627	9	11,778	7	16,714
DOMESDAY	2002	RED RANSOM	2007	RETIRED	7	8,786	-	-	-	-
DRACARYS	2014	SNITZEL	2020	QLD	-	-	1	5,000	-	-
DREAM AHEAD	2008	DIKTAT	2013	FR	4	18,500	-	-	-	-
DUBAWI	2002	DUBAI MILLENNIUM	2007	ENG	-	-	1	130,000	-	-
DUBIOUS	2016	NOT A SINGLE DOUBT	2021	QLD	-	-	-	-	14	46,786
DUNDEEL	2009	HIGH CHAPARRAL	2015	NSW	62	141,623	8	82,375	12	528,333
DUPORTH	2005	RED RANSOM	2011	QLD	1	55,000	-	-	-	-
DURAMENTE (NH)	2012	KING KAMEHAMEHA	2018	JPN	1	500,000	-	-	-	-
EASY ROCKING	1996	BARATHEA	2002	QLD	1	8,000	-	-	-	-
ECHOES OF HEAVEN	2007	ENCOSTA DE LAGO	2013	NZ	-	-	3	2,638	-	-
EL ROCA	2010	FASTNET ROCK	2016	NZ	12	51,944	1	44,696	-	-
EMBELLISH	2014	SAVABEEL	2020	NZ	-	-	6	17,614	-	-
EMINENT	2014	FRANKEL	2020	NZ	-	-	3	8,070	-	-
ENCRYPTION	2015	LONHRO	2020	QLD	-	-	3	13,667	2	18,750
EPAULETTE	2009	COMMANDS	2015	NSW	26	58,231	8	17,328	7	249,857
EUROZONE	2010	NORTHERN METEOR	2015	ACT	2	11,000	-	-	-	-
EXCEED AND EXCEL	2000	DANEHILL	2005	NSW	28	337,411	4	287,500	9	588,333
EXCEEDANCE	2016	EXCEED AND EXCEL	2021	NSW	-	-	-	-	12	134,167
EXOSPHERE	2012	LONHRO	2017	QLD	33	29,892	3	43,667	1	15,000
EXTREME CHOICE	2013	NOT A SINGLE DOUBT	2018	NSW	22	167,182	9	191,111	7	124,286
FALVELON	1996	ALANNON	2004	QLD	3	56,667	-	-	-	-
FASTNET ROCK	2001	DANEHILL	2006	NSW	36	401,083	2	425,000	4	621,250
FIGHTING SUN	2011	NORTHERN METEOR	2015	DEAD	15	31,100	2	8,000	-	-
FIORENTE	2008	MONSUN	2015	VIC	15	26,900	6	35,000	1	60,000
FLYING ARTIE	2013	ARTIE SCHILLER	2018	NSW	58	53,371	13	40,731	4	32,375
FOXWEDGE	2008	FASTNET ROCK	2013	VIC	16	31,250	7	18,857	-	-
FRANKEL	2008	GALILEO	2014	ENG	10	243,000	1	530,000	-	-
FREE EAGLE	2011	HIGH CHAPARRAL	2017	IRE	3	56,667	-	-	-	-
FROSTED	2012	TAPIT	2018	VIC	16	104,500	5	89,500	10	184,500
GALAH	2008	REDOUTE'S CHOICE	2015	WA	5	14,800	-	-	-	-
GINGERBREAD MAN	2007	SHAMARDAL	2014	WA	8	37,438	-	-	-	-
GLASS HARMONIUM	2006	VERGLAS	2014	VIC	3	48,000	-	-	-	-
GOLD HEART (NH)	2001	FUJI KISEKI	-	JPN	1	20,000	-	-	-	-
GOLD STANDARD	2014	SEBRING	2019	VIC	9	8,111	1	8,000	-	-
GOLDEN ARCHER	2008	ROCK OF GIBRALTAR	2014	DEAD	1	10,000	-	-	-	-
GRUNT	2014	O'REILLY	2020	VIC	-	-	23	35,130	1	10,000
HALLOWED CROWN	2011	STREET SENSE	2016	NSW	10	53,150	1	3,000	1	15,000
HARRY ANGEL	2014	DARK ANGEL	2020	NSW	-	-	11	47,273	7	121,429
HEADWATER	2012	EXCEED AND EXCEL	2017	NSW	46	64,011	5	20,000	6	57,583
HELLBENT	2012	I AM INVINCIBLE	2019	NSW	83	124,834	7	91,071	11	68,136
HEROIC VALOUR	2013	FASTNET ROCK	2019	QLD	36	49,944	4	13,750	1	15,000
HIDDEN DRAGON	1999	DANEHILL	2007	QLD	1	7,000	-	-	-	-
HIGHLAND REEL	2012	GALILEO	2019	IRE	28	55,036	7	20,857	1	27,000
HOLLER	2012	COMMANDS	2018	VIC	12	16,063	4	4,250	3	54,167
HOLY ROMAN EMPEROR	2004	DANEHILL	2008	IRE	3	47,400	-	-	-	-
HOST	2000	HUSSONET	2009	DEAD	2	38,750	-	-	-	-
HUALALAI	2014	STREET CRY	2019	SA	4	21,000	-	-	-	-
HUSSON	2003	HUSSONET	2008	QLD	4	13,250	-	-	-	-
I AM IMMORTAL	2016	I AM INVINCIBLE	2021	VIC	-	-	-	-	1	150,000
I AM INVINCIBLE	2004	INVINCIBLE SPIRIT	2011	NSW	103	534,029	7	492,857	10	1,260,000
IFFRAAJ	2001	ZAFONIC	2009	ENG	29	105,776	1	100,000	-	-
ILOVETHISCITY	2007	MAGIC ALBERT	2013	VIC	12	48,500	-	-	1	3,000

SIRE NAME	YOB	HIS SIRE	FFLS	ST	YRLG	YRLG	WNLG	WNLG	BM	BM
					#	AU\$	#	AU\$	#	AU\$
					SOLD	AVG	SOLD	AVG	SOLD	AVG
I'M ALL THE TALK	2010	STRATUM	2017	WA	4	80,000	-	-	-	-
IMPENDING	2013	LONHRO	2019	VIC	63	85,883	17	78,500	3	130,000
INFERENCE	2013	SO YOU THINK	2019	VIC	12	25,000	1	3,800	-	-
INTO MISCHIEF (NH)	2005	HARLAN'S HOLIDAY	2010	KY	4	103,750	-	-	-	-
INVADER	2014	SNITZEL	2019	QLD	42	108,629	17	57,324	11	35,636
JET SPUR	2002	FLYING SPUR	2007	QLD	1	2,000	-	-	-	-
JIMMY CHOUX	2007	THORN PARK	2013	WA	-	-	-	-	-	-
JIMMY CREED	2009	DISTORTED HUMOR	2016	KY	1	4,000	1	3,500	-	-
JUKEBOX	2014	SNITZEL	2019	QLD	15	31,733	1	17,000	-	-
JUNGLE CAT	2012	IFFRAAJ	2020	QLD	-	-	-	-	-	-
JUST A WAY (NH)	2009	HEART'S CRY	2016	JPN	3	260,000	-	-	-	-
JUSTIFY	2015	SCAT DADDY	2020	NSW	-	-	8	200,625	4	222,500
KERMADEC	2011	TEOFILO	2017	NSW	12	65,250	7	65,522	1	14,000
KINGMAN (NH)	2011	INVINCIBLE SPIRIT	2016	ENG	3	941,667	-	-	-	-
KING'S TROOP	2012	REDOUTE'S CHOICE	2018	WA	5	41,000	-	-	-	-
KISS AND MAKE UP	2013	MORE THAN READY	2018	QLD	1	8,000	-	-	-	-
KNIGHT EXEMPLAR	2009	EXCEED AND EXCEL	2015	NSW	1	7,000	-	-	-	-
KOBAYASHI	2014	I AM INVINCIBLE	2019	QLD	5	26,100	-	-	-	-
KUROSHIO	2010	EXCEED AND EXCEL	2015	IRE	1	3,000	-	-	-	-
LAST TYPHOON	2012	STREET CRY	2018	VIC	-	-	1	8,000	-	-
LEAN MEAN MACHINE	2015	ZOUSTAR	2020	QLD	-	-	27	35,944	1	45,000
LONHRO	1998	OCTAGONAL	2005	NSW	43	157,021	6	111,333	2	252,500
LOPE DE VEGA	2007	SHAMARDAL	2012	IRE	1	300,000	-	-	1	525,000
LORD KANALOA	2008	KING KAMEHAMEHA	2015	JPN	-	-	1	140,000	-	-
LORD KANALOA (NH)	2008	KING KAMEHAMEHA	2015	JPN	4	533,750	-	-	-	-
LORD OF THE SKY	2010	DANERICH	2019	NSW	7	27,286	-	-	-	-
LOVE CONQUERS ALL	2006	MOSSMAN	2013	VIC	4	17,250	-	-	-	-
LUCKY STREET	2012	ORATORIO	2018	WA	16	27,531	-	-	-	-
MAGIC ALBERT	1998	ZEDITAVE	2003	DEAD	1	20,000	-	-	-	-
MAGNA GRECIA	2016	INVINCIBLE SPIRIT	2021	NSW	-	-	-	-	5	92,200
MAGNUS	2002	FLYING SPUR	2009	VIC	34	63,941	1	40,000	-	-
MAHISARA	2008	MORE THAN READY	2015	DEAD	1	2,000	-	-	-	-
MAHUTA	2012	FLYING SPUR	2018	WA	6	42,417	-	-	-	-
MANHATTAN RAIN	2006	ENCOSTA DE LAGO	2011	VIC	20	40,725	1	26,000	-	-
MASCHINO	2007	ENCOSTA DE LAGO	2014	WA	5	60,500	-	-	-	-
MASTER OF DESIGN	2005	REDOUTE'S CHOICE	2013	VIC	1	4,500	-	-	-	-
MAURICE	2011	SCREEN HERO	2018	JPN	41	134,354	4	98,750	-	-
MAWINGO	2008	TERTULLIAN	2015	TAS	4	21,625	-	-	-	-
MEDAGLIA D'ORO	1999	EL PRADO	2011	KY	2	130,000	-	-	-	-
MENARI	2014	SNITZEL	2019	NSW	10	110,900	1	55,000	-	-
MENDELSSOHN	2015	SCAT DADDY	2020	KY	-	-	6	17,750	-	-
MERCHANT NAVY	2014	FASTNET ROCK	2019	NSW	86	121,916	5	49,800	4	30,500
MICROPHONE	2016	EXCEED AND EXCEL	2021	NSW	-	-	-	-	9	156,111
MIKKI ISLE	2011	DEEP IMPACT	2018	JPN	22	42,545	2	6,850	-	-
MONGOLIAN FALCON	2013	FASTNET ROCK	2019	NZ	2	8,930	-	-	-	-
MONGOLIAN KHAN	2011	HOLY ROMAN EMPEROR	2017	NZ	12	22,873	-	-	-	-
MORE THAN READY	1997	SOUTHERN HALO	2002	KY	24	137,396	2	55,000	-	-
MUHAARAR (NH)	2012	OASIS DREAM	2017	ENG	1	110,000	-	-	-	-
MY ADMIRATION	2007	ENCOSTA DE LAGO	2015	WA	7	31,857	-	-	-	-
NATIONAL DEFENSE	2014	INVINCIBLE SPIRIT	2020	VIC	-	-	6	16,917	2	60,000
NEEDS FURTHER	2007	ENCOSTA DE LAGO	2014	TAS	7	18,286	3	18,333	-	-
NEOREALISM	2011	NEO UNIVERSE	2020	QLD	-	-	4	6,000	4	11,500
NIAGARA	2008	ENCOSTA DE LAGO	2014	NZ	-	-	1	5,587	-	-
NICCONI	2005	BIANCONI	2011	VIC	42	84,700	11	31,773	12	80,667
NICONOISE	2008	REDOUTE'S CHOICE	2015	VIC	2	1,750	1	3,000	-	-
NIGHT OF THUNDER	2011	DUBAWI	2017	IRE	-	-	-	-	2	265,000
NO NAY NEVER	2011	SCAT DADDY	2016	NSW	21	107,248	8	25,313	-	-
NOM DU JEU	2004	MONTJEU	2011	AUS	2	4,125	-	-	-	-
NOSTRADAMUS	2011	MEDAGLIA D'ORO	2017	VIC	7	23,929	1	3,000	1	1,000

SIRE NAME	YOB	HIS SIRE	FFLS	ST	YRLG	YRLG	WNLG	WNLG	BM	BM
					# SOLD	AU\$ AVG	# SOLD	AU\$ AVG	# SOLD	AU\$ AVG
NOT A SINGLE DOUBT	2001	REDOUTE'S CHOICE	2006	RETIRED	28	563,214	-	-	-	-
OCEAN EMPEROR	2011	ZABEEL	2020	NZ	-	-	3	2,173	-	-
OCEAN PARK	2008	THORN PARK	2014	NZ	25	118,280	3	10,708	2	257,500
ODYSSEY MOON	2012	SNITZEL	2018	NSW	7	15,786	3	9,000	-	-
OFFICE BEARER	2009	OFFICER	2017	NSW	1	2,500	-	-	-	-
OLYMPIC GLORY	2010	CHOISIR	2016	FR	11	16,045	-	-	-	-
OMAHA BEACH	2016	WAR FRONT	2021	VIC	-	-	-	-	2	52,500
ORATORIO	2002	DANEHILL	2007	SAF	5	82,000	-	-	-	-
OUTREACH	2012	EXCEED AND EXCEL	2017	NSW	19	24,421	5	5,700	-	-
OVERSHARE	2014	I AM INVINCIBLE	2019	VIC	13	31,077	4	13,500	-	-
PALENTINO	2012	TEOFILO	2018	VIC	20	52,900	4	11,500	2	65,000
PANZER DIVISION	2011	REDOUTE'S CHOICE	2017	NSW	3	22,667	-	-	-	-
PARIAH	2014	REDOUTE'S CHOICE	2019	NSW	68	100,815	10	38,800	9	51,889
PATRONIZE	2002	REDOUTE'S CHOICE	2008	WA	10	38,750	-	-	-	-
PENDRAGON	2002	ELNADIM	2008	NSW	2	13,750	-	-	-	-
PER INCANTO	2004	STREET CRY	2012	NZ	26	109,528	3	205,465	-	-
PERFORMER	2015	EXCEED AND EXCEL	2020	QLD	-	-	4	15,125	-	-
PIERATA	2014	PIERRO	2021	QLD	-	-	-	-	37	226,892
PIERRO	2009	LONHRO	2014	NSW	96	208,120	3	128,333	3	193,333
PLAYING GOD	2007	BLACKFRIARS	2015	WA	11	91,591	-	-	-	-
PLUCK	2008	MORE THAN READY	2013	NSW	1	3,000	-	-	-	-
POWER	2009	OASIS DREAM	2014	QLD	12	35,875	1	8,000	-	-
PREFERMENT	2011	ZABEEL	2018	NZ	27	54,335	3	7,368	-	-
PRESS STATEMENT	2012	HINCHINBROOK	2017	NSW	31	36,579	5	12,800	4	28,000
PRIDE OF DUBAI	2012	STREET CRY	2017	NSW	52	72,840	14	24,000	15	73,600
PRIZED ICON	2013	MORE THAN READY	2020	NSW	-	-	3	17,333	-	-
PROISIR	2009	CHOISIR	2016	NZ	16	69,893	3	4,966	-	-
PUCCINI	2010	ENCOSTA DE LAGO	2018	NZ	1	4,700	-	-	-	-
PUISSANCE DE LUNE	2008	SHAMARDAL	2016	VIC	5	82,200	5	16,000	3	50,833
RAGEESE	2012	STREET CRY	2018	NZ	8	32,329	-	-	-	-
READY FOR VICTORY	2012	MORE THAN READY	2017	VIC	4	33,500	-	-	1	1,500
REAL IMPACT	2008	DEEP IMPACT	2017	JPN	23	33,196	-	-	-	-
REAL STEEL	2012	DEEP IMPACT	2020	JPN	-	-	1	50,000	-	-
REBEL DANE	2009	CALIFORNIA DANE	2018	VIC	3	61,500	-	-	-	-
REBEL RAIDER	2005	RESET	2012	VIC	3	12,667	-	-	-	-
RED DAZZLER	2002	RED RANSOM	2008	QLD	2	9,500	-	-	-	-
REDOUTE'S CHOICE	1996	DANEHILL	2001	DEAD	17	426,765	-	-	-	-
REDWOOD	2006	HIGH CHAPARRAL	2013	NZ	9	66,267	-	-	-	-
RELIABLE MAN	2008	DALAKHANI	2014	NZ	24	77,756	1	9,312	-	-
RESET	2000	ZABEEL	2005	RETIRED	5	33,100	-	-	-	-
REWARD FOR EFFORT	2006	EXCEED AND EXCEL	2012	VIC	15	27,833	-	-	1	2,000
RIBCHESTER	2013	IFFRAAJ	2019	NZ	11	88,309	1	52,500	-	-
RICH ENUFF	2011	WRITTEN TYCOON	2017	VIC	23	57,500	8	10,438	-	-
RIP VAN WINKLE	2006	GALILEO	2012	DEAD	6	61,925	-	-	-	-
ROCK HERO	2010	FASTNET ROCK	2016	VIC	3	3,333	2	4,940	-	-
ROMMEL	2011	COMMANDS	2018	WA	10	53,500	-	-	-	-
ROTHESAY	2006	FASTNET ROCK	2012	QLD	4	49,125	-	-	1	10,000
ROYAL MEETING	2016	INVINCIBLE SPIRIT	2021	VIC	-	-	-	-	3	78,333
RUBICK	2011	ENCOSTA DE LAGO	2016	VIC	69	52,297	26	26,426	6	77,083
RUSSIAN REVOLUTION	2013	SNITZEL	2019	NSW	95	114,091	17	54,882	9	81,000
SACRED FALLS	2009	O'REILLY	2016	DEAD	13	87,200	2	38,177	-	-
SAFEGUARD	2010	EXCEED AND EXCEL	2016	WA	9	41,611	-	-	-	-
SANTOS	2015	I AM INVINCIBLE	2020	QLD	-	-	18	16,750	6	13,500
SATONO ALADDIN	2011	DEEP IMPACT	2019	NZ	20	66,098	3	18,002	-	-
SAVABEEL	2001	ZABEEL	2006	NZ	62	216,176	-	-	-	-
SAXON WARRIOR	2015	DEEP IMPACT	2020	NSW	-	-	5	85,600	3	32,500
SCISSOR KICK	2011	REDOUTE'S CHOICE	2017	FR	9	49,944	2	11,250	-	-
SEBRING	2005	MORE THAN READY	2010	DEAD	95	144,108	-	-	-	-
SEBRING SUN	2012	SEBRING	2019	NSW	1	15,000	1	1,500	-	-

SIRE NAME	YOB	HIS SIRE	FFLS	ST	YRLG	YRLG	WNLG	WNLG	BM	BM
					# SOLD	AU\$ AVG	# SOLD	AU\$ AVG	# SOLD	AU\$ AVG
SEPOY	2008	ELUSIVE QUALITY	2013	VIC	9	24,056	2	8,500	1	55,000
SESSIONS	2009	LONHRO	2016	WA	4	35,500	-	-	-	-
SHALAA	2013	INVINCIBLE SPIRIT	2018	NSW	76	166,712	10	63,250	11	159,545
SHAMEXPRESS	2009	O'REILLY	2015	NZ	7	44,449	-	-	-	-
SHAMUS AWARD	2010	SNITZEL	2015	VIC	13	82,922	2	65,000	3	58,333
SHEER TALENT	2009	REDOUTE'S CHOICE	2016	NSW	1	14,000	-	-	-	-
SHOCKING	2005	STREET CRY	2012	NZ	7	48,943	1	10,243	-	-
SHOOTING TO WIN	2011	NORTHERN METEOR	2016	NSW	31	37,403	16	19,716	-	-
SHOWTIME	2014	SNITZEL	2020	NSW	-	-	8	14,914	2	8,750
SIDEREUS	2005	GENERAL NEDIYM	2013	QLD	1	16,000	-	-	-	-
SIDESTEP	2010	EXCEED AND EXCEL	2016	QLD	7	56,643	2	13,000	1	200,000
SIOUX NATION	2015	SCAT DADDY	2020	IRE	-	-	4	9,500	-	-
SIR PRANCEALOT	2010	TAMAYUZ	2018	SA	16	49,813	-	-	-	-
SIYOUNI (NH)	2007	PIVOTAL	2012	FR	9	312,778	-	-	-	-
SIZZLING	2009	SNITZEL	2015	NSW	13	26,154	-	-	-	-
SKYLIMIT (NH)	2011	FLYING SPUR	2019	NSW	1	2,000	-	-	-	-
SMART MISSILE	2008	FASTNET ROCK	2013	NSW	61	38,943	12	18,792	2	20,750
SNIPPETSON	2001	SNIPPETS	2007	WA	15	74,067	-	-	-	-
SNITZEL	2002	REDOUTE'S CHOICE	2007	NSW	89	460,701	1	60,000	4	526,250
SO SECRET	2003	DANETIME	2010	WA	5	50,500	-	-	-	-
SO YOU THINK	2006	HIGH CHAPARRAL	2013	NSW	98	153,215	24	114,979	22	184,773
SOOBOOG	2012	SNITZEL	2018	NSW	61	47,393	5	34,400	2	17,500
SOUL PATCH	2016	SHAMUS AWARD	2021	VIC	-	-	-	-	1	1,000
SPIETH	2012	THORN PARK	2019	QLD	43	45,077	9	19,111	2	1,300
SPILL THE BEANS	2012	SNITZEL	2017	DEAD	20	34,290	1	11,000	-	-
SPIRIT OF BOOM	2007	SEQUALO	2015	QLD	82	132,638	2	115,500	2	85,000
SPORTS EDITION	2011	NORTHERN METEOR	2017	VIC	1	1,000	-	-	-	-
SQUAMOSA	2007	NOT A SINGLE DOUBT	2014	VIC	11	8,364	1	25,000	-	-
STAPHANOS	2011	DEEP IMPACT	2020	NZ	-	-	2	11,639	-	-
STAR TURN	2013	STAR WITNESS	2018	NSW	51	70,475	3	50,667	10	37,800
STAR WITNESS	2007	STARCRAFT	2012	VIC	47	71,400	1	15,000	7	76,357
STARCRAFT	2000	SOVIET STAR	2007	VIC	15	38,867	2	9,500	-	-
STARSPANGLED BANNER	2006	CHOISIR	2012	VIC	17	35,706	5	33,800	1	5,000
STRASBOURG	2016	I AM INVINCIBLE	2021	VIC	-	-	-	-	1	5,000
STRATUM STAR	2011	STRATUM	2018	NSW	11	19,209	2	1,750	-	-
STREET BOSS	2004	STREET CRY	2010	NSW	20	114,500	7	102,857	5	189,600
SUPER ONE	2012	I AM INVINCIBLE	2017	NSW	28	31,071	10	9,900	1	5,000
SUPER SETH	2016	DUNDEEL	2021	NZ	-	-	-	-	-	-
SUPIDO	2011	SEBRING	2019	NSW	20	52,550	2	12,500	3	7,500
SWEAR	2013	REDOUTE'S CHOICE	2018	VIC	6	13,667	3	1,667	1	1,000
SWEYNESSE	2011	LONHRO	2017	NZ	8	44,408	3	11,795	-	-
SWISS ACE	2004	SECRET SAVINGS	2011	NZ	3	45,640	-	-	-	-
TAPIT (NH)	2001	PULPIT	2006	KY	1	250,000	-	-	-	-
TARZINO	2012	TAVISTOCK	2018	NZ	17	46,418	-	-	-	-
TASSORT	2016	BRAZEN BEAU	2021	NSW	-	-	-	-	6	23,250
TAVISTOCK	2005	MONTJEU	2011	DEAD	46	144,398	6	50,398	-	-
TELPERION	2013	STREET CRY	2018	NZ	10	40,024	-	-	-	-
TERRITORIES	2012	INVINCIBLE SPIRIT	2018	NSW	12	46,875	1	100,000	10	99,000
TESTA ROSSA	1996	PERUGINO	2002	RETIRED	1	18,000	-	-	-	-
THE AUTUMN SUN	2015	REDOUTE'S CHOICE	2020	NSW	-	-	5	212,000	5	194,500
THE MISSION	2014	CHOISIR	2019	QLD	17	27,059	-	-	-	-
THRONUM	2013	SNITZEL	2019	VIC	18	34,806	-	-	1	45,000
TIME TEST	2012	DUBAWI	2019	GB	23	70,733	4	13,735	-	-
TIVACI	2012	HIGH CHAPARRAL	2018	NZ	35	89,530	1	4,656	-	-
TOO DARN HOT	2016	DUBAWI	2021	NSW	-	-	-	-	10	442,500
TOP ECHELON	1999	UMATILLA	2004	QLD	1	15,000	-	-	-	-
TORONADO	2010	HIGH CHAPARRAL	2016	VIC	47	94,604	14	94,500	2	124,000
TOSEN STARDOM	2011	DEEP IMPACT	2019	VIC	23	39,978	4	14,250	-	-
TOUGH SPEED	1997	MISWAKI	2005	TAS	1	30,000	-	-	-	-

SIRE NAME	YOB	HIS SIRE	FFLS	ST	YRLG	YRLG	WNLG	WNLG	BM	BM
					# SOLD	AU\$ AVG	# SOLD	AU\$ AVG	# SOLD	AU\$ AVG
TRAPEZE ARTIST	2014	SNITZEL	2020	NSW	-	-	6	123,000	9	235,556
TRUST IN A GUST	2010	KEEP THE FAITH	2017	VIC	2	5,000	-	-	-	-
TURFFONTEIN	2004	JOHANNESBURG	2011	VIC	7	21,500	-	-	-	-
TURN ME LOOSE	2011	IFFRAAJ	2018	NZ	14	59,880	-	-	-	-
TYCOON RULER	1999	LAST TYCOON	2006	QLD	1	40,000	-	-	-	-
UNDER THE LOUVRE	2010	EXCELLENT ART	2018	QLD	13	27,308	-	-	-	-
UNIVERSAL RULER	2004	SCENIC	2011	WA	12	53,417	-	-	-	-
US NAVY FLAG	2014	WAR FRONT	2020	NZ	-	-	2	45,394	-	-
VADAMOS	2011	MONSUN	2018	NZ	24	74,691	3	24,520	-	-
VALENTIA	2011	FASTNET ROCK	2017	SA	3	21,667	-	-	-	-
VANBRUGH	2012	ENCOSTA DE LAGO	2018	NZ	1	47,000	-	-	-	-
VANCOUVER	2012	MEDAGLIA D'ORO	2017	NSW	36	78,653	9	37,694	7	72,357
VERDI	2012	ZABEEL	2018	NZ	1	5,640	-	-	-	-
VERT DE GRECE	2012	VERGLAS	2018	WA	10	33,500	-	-	-	-
VESPA	2011	ELUSIVE CITY	2017	NZ	3	28,670	-	-	-	-
VILLERMONT	2014	ALL TOO HARD	2020	NSW	-	-	3	10,333	-	-
VINO ROSSO	2015	CURLIN	2021	VIC	-	-	-	-	1	60,000
VON COSTA DE HERO	2005	ENCOSTA DE LAGO	2011	VIC	1	4,000	-	-	-	-
WANDJINA	2011	SNITZEL	2016	VIC	20	31,550	2	26,000	-	-
WAR	2010	MORE THAN READY	2015	VIC	1	15,000	-	-	-	-
WAR CHANT	1997	DANZIG	2009	WA	14	36,893	-	-	-	-
WAR DECREE	2014	WAR FRONT	2019	NZ	13	53,526	-	-	-	-
WHAT'S THE STORY	2012	SAVABEEL	2019	NZ	-	-	2	5,121	-	-
WHITTINGTON	2010	TALE OF THE CAT	2016	QLD	10	15,300	-	-	-	-
WINNING RUPERT	2013	WRITTEN TYCOON	2018	NSW	58	55,672	4	18,875	2	13,500
WOLF CRY	2012	STREET CRY	2018	VIC	-	-	-	-	-	-
WORDSMITH	2003	TESTA ROSSA	2010	TAS	3	34,667	-	-	-	-
WORTHY CAUSE	2011	CHOISIR	2018	QLD	2	6,500	-	-	-	-
WRITTEN BY	2015	WRITTEN TYCOON	2020	NSW	-	-	15	49,871	3	53,333
WRITTEN TYCOON	2002	IGLESIA	2008	VIC	76	295,053	30	140,917	35	302,571
WROTE	2009	HIGH CHAPARRAL	2018	NZ	13	32,032	-	-	-	-
XTRAVAGANT	2012	PENTIRE	2018	NSW	23	47,600	1	2,000	-	-
YES YES YES	2016	RUBICK	2021	NSW	-	-	-	-	20	111,750
YOUR SONG	2009	FASTNET ROCK	2014	NSW	24	39,958	2	21,750	1	40,000
ZACINTO	2006	DANSILI	2013	NZ	9	44,751	-	-	-	-
ZEBEDEE	2008	INVINCIBLE SPIRIT	2016	DEAD	7	15,923	-	-	-	-
ZED	2002	ZABEEL	2008	NZ	9	17,547	-	-	-	-
ZOUSAIN	2015	ZOUSTAR	2021	NSW	-	-	-	-	8	45,563
ZOUSTAR	2010	NORTHERN METEOR	2015	NSW	117	255,844	9	349,444	11	368,636
ZULULAND	2011	FASTNET ROCK	2019	NSW	14	43,107	-	-	-	-

SECTION 7: BILL'S TWEETS



Bill Oppenheim @billoppenheim · Jul 9

...

Important win today for @Lanwades 2nd-crop sire Bobby's Kitten as his 2f Sandrine confirmed Royal Ascot form in the G2 Duchess of Cambridge. He upset none other than No Nay Never in the 2014 @BreedersCup Turf Sprint the 1st time he ever ran under 1m so the form was there.



Bill Oppenheim @billoppenheim · Jul 9

...

And how about @JuddmonteFarms Frankel? The best racehorse we've ever seen had 2 new GSW today, now 48 in 1st 5 crops of 3yo's including G1 winner #16, Snow Lantern in a white-hot Falmouth. Also has the winners of the English & Irish Derbies this year. Superstar sire.



Bill Oppenheim @billoppenheim · Jul 10

...

Galileo: a grandson of Northern Dancer, the most influential sire of the last 50 years; a son of 14-time champion sire Sadler's Wells out of Arc winner Urban Sea; now champion sire 12 times himself & sire of a record 91 G1 winners - so far @coolmorestud. The greatest.



Bill Oppenheim @billoppenheim · Jul 10

...

Make that 92 G1 winners for Galileo as Bolshoi Ballet completes a big Belmont Park double for @coolmorestud @Ballydoyle in the \$1m G1 Belmont Derby after Santa Barbara wins the \$700k G1 Belmont Oaks to become his 8th G1 winner.



Bill Oppenheim @billoppenheim · Jul 10

...

Santa Barbara being Camelot's 8th G1 winner. Left his name out of previous tweet! @coolmorestud @Ballydoyle. She's the 3rd G1 winner out of the Danehill mare Senta's Dream after @BreedersCup winners Iridessa and Order of Australia & whose dam Starine won BC for Bobby Frankel.



Bill Oppenheim @billoppenheim · Jul 13

...

The world really will be watching as @FasigTiptonCo kicks off the NA/EU yearling sales season with today's July yearling sale. A veteran sale-watcher (that would be me) projects 200 sales for \$20m, avg \$100k, which would be +7% from 2019 gross; good luck to all sellers & buyers!



Bill Oppenheim @billoppenheim · Jul 15



Congratulations to Benjamin!



Ignacio Correas @IgnacioCorreas · Jul 15

Benjamin Won his first race in Argentina congrats to all his Team and many more to come #prouddad



Bill Oppenheim @billoppenheim · Jul 17



Mehmas marches on: @HoStud BTW 13 & 14 last 2 days after 2c Beauty Inspire wins G3 Anglesey & is EU leading sire of 2yo's with 20 2yo winners already this year; and @BallyhaneStud Dandy Man had G2 & G3 3yo filly winners within 10 minutes this afternoon.



Bill Oppenheim @billoppenheim · Jul 17



Oh then Mehmas just had the winner of the Newbury Super Sprint, worth £98k to the winner so goes further clear as leading EU 2yo sire @HoStud. Freak! Dandy Man had the 3rd & a Hannon 1-2.



Bill Oppenheim @billoppenheim · Jul 17



Freshman sire exacta in the G3 Sanford as \$575k @keenelandsales yearling Wit, by 'market darling' Practical Joke, gallops away from \$550k @OBSSales 2yo Headline Report, by Gormley @coolmoreamerica @spendthriftfarm. Good pointer for Into Mischief as a sire of sires @ejplantain