

Thoroughbred Market Report



FEBRUARY 2025

Editor – Bill Oppenheim, bopp@billoppenheim.com
Managing Editor – Emily J Plant PhD, emily@billoppenheim.com
Worldwide Sales Ticker – Brianne Stanley,
bristanley1@gmail.com

Copyright 2025: The Bill Oppenheim Group

For subscription information go to www.billoppenheim.com
or contact info@billoppenheim.com

Thoroughbred Market Report

FEBRUARY 2025



*Extreme Choice (Not a Single
Doubt x Extremely (Hussonet))
New leader of the Southern
Hemisphere APEX Ratings
Photo courtesy Newgate*

TABLE OF CONTENTS	PAGE
SECTION 1: APEX SOUTHERN HEMISPHERE	2
APEX Earnings Thresholds	5
Australasia	6
South America	14
South Africa	20
Hong Kong	21
SECTION 2: WORLDWIDE SALES TICKER	22
SECTION 3: NA&EU WNLGS & IN-FOAL MARES	25
North America	25
Europe	27
SECTION 4: ANZ YEARLING SALES	29
Sales Results- Magic Millions/NZB Karaka/Inglis Classic	29
Sales Preview- Inglis Melbourne/Easter	31

IN THIS ISSUE

- It's the Mid-Season 2024/25 Southern Hemisphere APEX issue this month, with all the SH APEX ratings from Australasia, South America, and South Africa through February 1, plus updated data from Hong Kong through December 10.
- In Australasia, Newgate Farm's Extreme Choice (3.68) tops the table by A Runner Index, with former shuttlers Justify (3.50) and Night of Thunder (3.48) running 2-3 but veteran sires Fastnet Rock, Snitzel, Savabeel, I Am Invincible, Written Tycoon, and So You Think still figuring prominently, along with Zoustar, favorite for this season's Sire Championship. Almanzor, in New Zealand, and Playing God, in Western Australia, also figure in the Mid-Season Top Ten by A Runner Index, and Darley's Too Darn Hot and Blue Point lead the charge among F2021 sires with their first 3yo's this season.
- In South America, where North American form plays a big part, Argentine sires Fortify (3.77) and Il Campione (3.16) are the biggest names, along with Uruguay's Alcorano (3.22), a rare Damascus-line sire through Private Account's son Public Purse, along with veteran Uruguayan Champion Sire T.H. Approval (3.10). Brazil's top sire Drosselmeyer (3.06) and Midshipman (3.12), another successful shuttler to Chile, also score over 3.00 by A Runner Index, while F2021 sires Dabster, by Curlin, in Argentina; Hofburg, by Tapit, in Brazil; and Robert Bruce, by Fast Company, in Chile are all showing big promise.
- In South Africa, Trippi (3.02) and Vercingetorix (2.85) top the table, with Rafeef, 3-time Champion Sire Gimmethegreenlight, and Lancaster Bomber also rating over 2.00 by A Runner Index. F2021 One World, by Captain Al, has made a big start.
- Updated statistics for North American and European sires through the conclusion of the January/February mixed sales, including Weanling/Short Yearling and Covering Sire averages from the beginning of the NH mixed sales season last October.
- More Worldwide Sales Tickers and sire averages as well for the Australasian yearling sales at Magic Millions, NZ Karaka, and Inglis Classic, plus preview sire tables for upcoming Inglis sales in Melbourne and Sydney Easter.

To subscribe to the Thoroughbred Market Report please visit
<https://billoppenheim.com/abouttmr.php> or email emily@billoppenheim.com

INTRODUCTION: A SHORT EXPLANATION OF APEX SIRE RATINGS



LEADING SIRE BY APEX A				LEADING SIRE BY NUMBER OF BORN & RAN			
SIRE	APR	1988	1994	SIRE	APR	1988	1994
1. SADLER'S WELLS	100	6.49	6.49	1. MR. PROSPECTOR	100	67	80
2. MR. PROSPECTOR	97	5.86	5.37	2. DANIELS	100	47	50
3. PLEASANT THOUGHT	95	5.63	5.23	3. DANIELS	100	47	50
4. DANIELS	92	5.73	5.23	4. PLEASANT THOUGHT	100	47	50
5. STREET CRY	91	5.61	5.21	5. MR. PROSPECTOR	100	47	50
6. MR. PROSPECTOR	89	5.53	5.14	6. PLEASANT THOUGHT	100	47	50
7. MR. PROSPECTOR	88	5.53	5.14	7. MR. PROSPECTOR	100	47	50
8. MR. PROSPECTOR	87	5.53	5.14	8. MR. PROSPECTOR	100	47	50
9. MR. PROSPECTOR	86	5.53	5.14	9. MR. PROSPECTOR	100	47	50
10. MR. PROSPECTOR	85	5.53	5.14	10. MR. PROSPECTOR	100	47	50

February 1995 Racing Update, featuring APEX Sire Ratings. The leading sire list is headed by some titans of the studbook, with Sadler's Wells on top with a 6.49 A Runner Index

APEX Sire Ratings were developed at Racing Update 30 years ago and are essentially a better average-earnings index. APEX by the way stands for Annual Progeny Earnings Index. One key difference is this: the average-earnings index divides all earnings by a sire by the number of his runners in a year (or season, in the Southern Hemisphere) and divides the sire's average earnings by the average earnings for all sires in that jurisdiction in that year; if the average earnings for all runners is say \$15,000 and the average earnings per runner for the sire you're querying is \$15,000, his average-earnings index for that year is 1.00.

APEX establishes three class levels: A Runners (the top 2% of earners/runners); B Runners (the next 2%); C Runners (the next 4%); and therefore ABC Runners (the top 8%), then measures the frequency with which a sire gets runners in each of these categories and divides the sire's percentage of, for example, A Runners by 2% (the percentage for all sires from all runners counted by APEX). In APEX ratings one huge earner can't inflate a sire's index rating like it does in the average-earnings index; it's just another A Runner. Over horses' careers, about 4% of named foals become A Runners in one or more seasons – about the same percentage of Group-Graded plus Listed winners.

There are two other key differences from a cumulative average-earnings index. First, we limit the data to the previous seven seasons (for the 2024/25 ratings: 2018/19-2024/25), which identifies sires who might have once been great but have fallen off. Second, we do not count all runners by all sires in our calculations. That method seems logical but in fact, when applied commercially, it tends to

inflate sires' ratings within the commercial population. We exclude all sires which average fewer than 10 foals/crop as having no impact in the thoroughbred commercial world. This eliminates about a third of sires and 20% of foals but results in index figures which have a more accurate commercial application than the 'purer' all sires/all runners method. Our method is absolutely just as logically sound – and much more accurate when applied commercially. We also do not assign APEX ratings until sires have 3yo's; the numbers for freshman sires just prove to be too dodgy.

One thing APEX ratings have in common with average-earnings indexes is they are calculated for one runner every year/season it races, up to seven in APEX. So a horse who races in two different years is two Runners, etc., and the same for A, B, and C Runners; Winx, for example counted as six A Runners for Street Cry, because she reached the respective A Runner earnings thresholds in six separate seasons. There are a total of 17 different APEX ratings: A, B, and C Runners in each of three Southern Hemisphere Regions (Australasia, South America, South Africa), so that's nine indexes; A, B, C, and ABC runners in the three regions combined, which is four more indexes; and 'age indexes' for ABC Runners as 2yo's, 3yo's, 4yo's and 5yo's and up. This enables us to chart sires' typical progression at different ages: Australian Sire Championship contender Zoustar, for example, has a typical Australian top sire age progression (1.32-1.66-1.73-2.65) whereas Capitalist's runners tend to be best as 2yo's, then level off (1.71-1.06-0.94-1.06).

SECTION 1: SOUTHERN HEMISPHERE MID-SEASON 24/25 APEX RATINGS

EXTREME CHOICE, JUSTIFY DETHRONE VETERAN ANZ SIRES BY A RUNNER INDEX

Fortify, Il Campione Dominate South America As New Generation Arrives

AUSTRALASIA

For the last few years the big question facing Australasian breeders has been "who do we use next?" Two-time Champion Sire (and now Champion Broodmare Sire) **Fastnet Rock** (3.31 A Runner Index through February 1, ranks #4 ANZ Sire by A Runner Index 2018/19-2024/25) is retired; 9-time NZ Champion Sire **Savabeel** (#5, 3.07 A Index) is 23yo; 4-time Champion Sire **Snitzel** (#6, 3.06) is 22yo; **I Am Invincible** (#9, 2.64), Champion Sire in Australia the last three seasons, is 20yo; **Written Tycoon** (#29, 1.76), Champion Sire himself in the 2020/21 season, is also 22yo; and **So You Think** (#21, 2.03), runner-up in two of the last three seasons, is 18yo. This leaves #10 **Zoustar** (2.56), now 14yo, as the heir apparent. He is currently second, A\$2.3-million behind **Pride of Dubai** (#37, 1.61) on this season's Leading Sire list, but he is the favorite to claim his first sire championship himself by the end of this season.

The top three sires in Australasia by APEX A Runner Index for the 6 ½ seasons from August 1, 2018–February 1, 2025, are all younger, are all very good sires, but really none of them are the answer. Newgate's F2018 super-sire **Extreme Choice**, by Redoute's Choice's son Not A Single Doubt, would be the answer but for being sub-fertile, which is such a shame because he would be a lock to be champion sire if his foal crop sizes were anything like his compatriots. He is the #1 APEX sire in Australasia with a 3.68 A Runner Index, and not only was he Leading Freshman Sire in the 2020/21 season when he had G1 Golden Slipper winner Stay Inside in his first crop, but he even had last year's Melbourne Cup winner Knight's Choice. Considering he won three races over 1000m and one race over 1200m (the G1 Blue Diamond, as a 2yo), the fact that he's sired a Melbourne Cup winner reinforces the argument that Class Trumps All, including this top-class sire's own distance limitations. He will hopefully be a massive influence in years to come but he's tricky to breed to because of his fertility.



*Justify, #2 ANZ sire by A Runner Index
Photo courtesy Coolmore*

he #2 sire in Australasia is F2020 **Justify** (3.50) who of course no longer shuttles as he stands in Kentucky for US\$300,000, and the #3 sire is **Night of Thunder** (3.48), whose sole Australian crop, now 7yo, has still been banging in the results the last two seasons. He did also have the 2023/24 Listed-winning 2yo Odinson, who was foaled Southern time, but like Justify breeders have to send their mares up north to get one by him. So the three younger sires with 3.00+ A Runner Indexes unfortunately have limited application for Australasian breeders.

There are however a number of other promising sires in Australasia with first foals 2019 (5yo's this season), 2020 (4yo's), and 2021 (3yo's). In contrast to previous years most of these are shuttlers, or former shuttlers. Two F2019 sires are among the Australasian top 20 by A Runner Index. New Zealand is well known for producing staying sires and Cambridge Stud's **Almanzor** (#8, 2.72), the best middle-distance 3yo in Europe in 2016 and the first horse to call attention to his sire Wootton Bassett, from his first crop, has made a big impact on both sides of the Tasman and is now a permanent resident in NZ (Northern Hemisphere A Runner Index 0.79), while Coolmore's shuttler **Churchill** (#17, 2.17) has recovered from a slow start down south to also rank among the Australasian top 20 (NH: 1.44).

Among F2020 sires with their first 4yo's, former shuttler Justify is a clear #1, but another shuttler, Darley's **Harry Angel** (#11, 2.55) is a clear #2 by A Runner Index among F2020 sires, but #1 by ABC Runner Index (2.08) and number of ABC Runners (36), as well as #2 to Justify (15) with 11 A Runners to date. By comparison Harry Angel has an 0.86 NH A Runner Index. Arrowfield's **The Autumn Sun** (2.10 A Runner Index), winner of eight of his nine career starts including five Group 1's from 1400m-2000m and one of the last top sons of the great Redoute's Choice, has also done really well, ranking second among F2020 sires by number of ABC Runners (34) and third by number of A Runners (10) and ABC Runner Index (1.79). #3 Australasian F2020 sire is Japanese-bred **Brave Smash** (2.40), who stood his first season at I Am Invincible's home, Yarraman Park, in 2024; and three NZ F2020 sires have four A Runners each from ~100 year-starters: #4 **Ardrossan** (2.33), by Redoute's Choice; #6 **Ace High** (1.92), by High Chaparral; and #7 **Embellish** (1.90), by Savabeel.

The F2021 sire crop, with their first 3yo's now racing, looks quite a promising group, headed by Darley shuttlers **Too Darn Hot** (#1, 3.60 SH A Index) and **Blue Point** (#6, 2.40), who had a slow start down south with his first 2yo's last season but is making up

for lost time this season and is second behind Too Darn Hot in 2024/25 second-crop progeny earnings as well as second by number of total ABC Runners (16). Too Darn Hot was Leading Freshman Sire last season mainly thanks to Godolphin's 3-time G1 winner Broadsiding (who has added another G1 this season) but it's not just Broadsiding: Too Darn Hot is the leading Australasian F2021 sire by A Runner Index, ABC Runner Index (2.82), number of A Runners (8), and number of ABC Runners (25).



Too Darn Hot, leading F2021 ANZ sire by A Runner Index. Photo courtesy Darley

One interesting aspect of the F2021 group is the prominence of two sons of Arrowfield's accomplished son of High Chaparral, **Dundeel**. Both F2021 #2 **Super Seth** (3.25 A Index) and #3 **Castelveccio** (3.23) are from Dundeel's second crop, foaled in 2016. Castelveccio, who is #3 on the Australian second-crop sire list behind Too Darn Hot and Blue Point, won the G1 Champagne S (1600m) as a 2yo and G1 Rosehill Guineas (2000m) at three and stands alongside his sire at Arrowfield; Super Seth, winner of the 1600m G1 Caulfield Guineas, stands at NZ's Waikato Stud alongside Savabeel and is #1 second-crop sire in NZ and is #5 by Australian and New Zealand earnings combined. #4 on that earnings list is Yulong's **Alabama Express** (#5 by A Runner Index, 2.47), a 1400m G1 winner as a 3yo and really the last top son of Redoute's Choice; Yulong also stands #8 **Pierata** (2.20). Also with 2.00+ A Runner indexes halfway through their first 3yo seasons are: Newgate's **Tassort** (#4, 2.74), by Brazen Beau and **Brutal** (#9, 2.03), by top NZ sire O'Reilly; Vinery's **Exceedance** (#7, 2.22), by Exceed And Excel; and Widden Stud's **Zousain** (#10, 2.00). Another sire worth mentioning is

Coolmore's **Calyx**, by Kingman, who did not have any A Runners by February 1 but did rank #2 among ANZ F2021 sires by ABC Index (2.30) and had his first A Runner on February 8 when the 3yo Likeakalix won the Tasmanian Guineas (L).

Not surprisingly the seven top older sires are the top seven ANZ sires by number of 2018/19-2024/25 A Runners and ABC Runners: Snitzel (137) leads I Am Invincible (133) by number of A Runners, though I Am Invincible (415) leads Snitzel (375) by ABC Runners. Zoustar, the only one of the seven under 18yo is #4 by A Runners (101) and #3 by ABC Runners (294)- more evidence he is the Champion Sire in waiting: the other four, all with 80+ A Runners and 200+ ABC Runners, are: Savabeel, (116/265); Fastnet Rock (95/216); So You Think (83/272); and Written Tycoon (83/252).



Playing God, leading Western Australia sire by A Runner Index. Photo courtesy Darling View

A final note concerns sires based in Western Australia. Like Canada in relation to the U.S., Western Australia is geographically isolated but has a purse structure which results in their sires rating higher by earnings calculations than they perhaps would if they were rated by, say, Group 1 and Group 2 winners. WA's leading sire, **Playing God**, a son of Danehill's multiple champion WA sire son Blackfriars, ranks #7 in Australasia by A Runner Index (2.73) and as high as #2 by ABC Index (2.45) and, like Blackfriars himself, could hold his own in the Eastern states. Other WA sires **Maschino**, **Sessions**, **Awesome Rock**, **Safeguard**, and **Rommel** rank among the top 25 by A Runner Index, ABC Index, or both, and though they are very effective in their regional context, whether they would rank so high if their runners had to compete on the East Coast is debatable.



Success in this business is hard to come by.

Sophisticated data no longer is.

SSR's **advanced ratings** measure sires based on their ability to consistently produce top-class runners - accounting for both **performance and opportunity.**

Don't leave your competitive advantage behind.

Contact Bill Oppenheim or Dr Emily Plant about becoming a member of SSR.

bopp@billopenheim.com

emily@billopenheim.com

SOUTH AMERICA

Though we combine the five countries included in the South American region the fact is that Argentina dominates the region in horse racing: of the 199 South American sires with 2024/25 Mid-Season APEX ratings, 107 of them (54%) stand or stood in Argentina. Uruguay actually comes next with 32 sires (16%), then Chile with 29 sires (14%), Brazil with only 21 sires (11%), and Peru with 10 sires (5%). Brazil may have nearly five times the population of Argentina, but in terms of sires who earned APEX ratings, Argentina has more than the other four countries combined.

One thing for certain: North American form is key in just about all the South American leaders' lists. The two best sires in Argentina are **Fortify** (#1 SAm A Index, 3.77) and **Il Campione** (#3, 3.16). Fortify, bred by Darley and trained by Kiaran McLaughlin for Godolphin, spent most of 2012 chasing after Shanghai Bobby in the top 2yo races and Il Campione, a champion in Chile from Scat Daddy's Chilean crops, came to America and ran third in the G3 Poker in his sole American start. Whereas Argentina tends to buy stallions, like Fortify, Chile has been very successful with shuttlers from the US; Haras Paso Nevado has stood a number of Coolmore stallions including Scat Daddy, Lookin At Lucky, and Practical Joke, and Haras Don Alberto stood Constitution – all of whom racked up impressive numbers from their Chilean crops including horses like Mufasa, a 7-furlong G3 winner in the US in both 2024 and 2025 by Practical Joke out of a Scat Daddy mare, who have come north and run well. On the current list **Midshipman**, who shuttled to Brazil, then later to Chile, is the latest US-based sire with impressive numbers from his Chilean crops; he ranks #4 in South America with a 3.12 A Runner Index. **Mendelssohn** has also done well in Chile, with a 2.28 A Index and ranked #6 in South America with a 1.83 ABC Index. Il Campione (2.50) ranks #1 by ABC Index, with Fortify (2.12) #2.

Fortify is the runaway leader by number of A Runners (86) and number of ABC Runners (194); Il Campione is #3 by A Runners (47) and #2 by ABC Runners (149) but is in only his fifth season of having runners whereas Fortify has actually had eight (though we only count the last 6 ½ in these figures). #2 by number of A Runners is the 2010 G1 Belmont S. and 2011 G1 Breeders' Cup Classic winner **Drosselmeyer** (56), who inherits the title of Brazil's leading sire from Agnes Gold, an early son of Sunday Silence to succeed outside Japan- his last 3yo's were in the 2023/24 season, and only sires with 3yo's in the current season are assigned APEX ratings. It's surely significant that the 1-2 in South America by number of 2018/19-2024/25 A Runners are both by Distorted Humor.

The leading South American F2020 sire, with 4yo's this season, is **Hi Happy**, an Argentine-bred by Storm Cat's

son Pure Prize. Hi Happy won four G1's in Argentina, then came to the US as a 4yo and ran in 13 Graded stakes over three seasons, winning the G1 Man o' War and the G2 Pan American and placing in five other Graded races. He is #7 (2.88) by South American A Index, and #3 in Argentina. And there's a very impressive group of F2021 sires in South America, led by **Dabster** (5.88 A Index), a son of Curlin out of an A.P. Indy mare who was a \$1-million 2yo, trained by Baffert for Sheikh Mohammed bin Khalifa. He won stakes at 1m and 10f at Del Mar and Los Alamitos and placed in four Graded races from 8 ½-14 furlongs with a high Beyer of 99. He's been nothing short of sensational from his base at La Mission Robles in Argentina. Also impressive is **Hofburg** (4.55) in Brazil; by Tapit out of Soothing Touch, he won the Curlin S. at Saratoga and ran 2nd in the G1 Florida Derby (to Audible) and 3rd in the G1 Belmont S. (to Justify, no less), posting a high Beyer of 100. And in Chile there is **Robert Bruce** (2.88), from the Chilean crops of Danehill Dancer's son Fast Company; he won the 2018 G1 Arlington Million and ran second in two other G1's in North America. Other shuttlers **Will Take Charge** (5.22 in Uruguay, more or less on his way to Japan), **Flameaway** (2.40), and **Classic Empire** (2.14), both Chile, also had good numbers in South America, and Argentina's La Leyenda's **Lucullan**, a G2 winner by Hard Spun also trained by Kiaran McLaughlin for Godolphin, has a 1.75 A Index and 1.97 ABC Index to insert himself in the conversation as well.

SOUTH AFRICA

There are only 33 sires with 3yo's+ of the current season assigned APEX ratings in South Africa, which rates them in size in line with the second tier of South American countries, but of course South Africa's geographical isolation means they have to be viewed as a separate entity. They've been in thoroughbred world isolation too, due to African Horse Sickness, but at long last their horses are able to travel without going through near-impossible protocols. In the early 2010's horses like **Vercingetorix** were winning G1 races in Dubai, and Barry Irwin's Team Valor has been a long-time supporter, so the hope is that their small industry will now have another chance to show, like Germany, that they punch above their weight. Now-retired **Trippi** (3.02) and Vercingetorix (2.85) are the leading sires in South Africa by A Runner Index. The top five is rounded off by **Rafeef** (2.44), a sprinting son of Redoute's Choice who raced for Shadwell in South Africa; three-time Champion Sire **Gimmethelight** (2.32); and the ill-fated **Lancaster Bomber** (2.09), who would clearly have been a star sire but died after siring just two crops. The bright young star is F2021 **One World** (1.47), sire of decisive 1m G1 King's Plate winner One Stripe over older horses in January.

SOUTHERN HEMISPHERE EARNINGS THRESHOLDS TABLES 2018/19-2024/25
 2024-25 through February 1 2025 except Hong Kong December 10 2024

		A RUNNERS					top 2%			
	Australia	N. Zealand	Argentina	Brazil	Chile	Peru	Uruguay	S.Africa	Hong Kong	
2024-25	95,089	69,079	14,162	11,730	15,137	15,018	24,230	14,718	379,081	
2023-24	142,133	88,441	15,521	17,517	24,243	21,353	34,643	23,332	906,600	
2022-23	135,819	65,227	23,461	16,982	26,074	17,185	31,653	20,466	744,843	
2021-22	133,957	65,859	23,199	14,534	26,210	17,273	27,000	20,098	720,708	
2020-21	136,681	50,637	10,772	13,967	22,164	13,138	21,330	14,655	708,434	
2019-20	114,227	47,986	15,113	16,437	24,839	13,798	25,510	16,361	636,340	
2018-19	122,654	59,377	22,087	16,829	31,385	19,220	34,231	22,603	703,667	
		B RUNNERS					next 2%			
	Australia	N. Zealand	Argentina	Brazil	Chile	Peru	Uruguay	S.Africa	Hong Kong	
2024-25	58,927	41,203	9,765	8,745	11,275	9,294	16,953	11,115	267,544	
2023-24	89,533	55,869	11,187	13,251	16,640	14,184	25,923	15,987	614,735	
2022-23	85,821	45,760	16,776	11,174	19,486	9,350	23,147	14,295	547,856	
2021-22	86,667	42,824	16,521	9,774	20,010	11,202	18,491	14,390	513,899	
2020-21	88,968	35,470	7,354	9,486	16,280	8,266	15,211	11,146	458,216	
2019-20	72,687	33,602	10,597	12,142	16,857	9,285	15,630	12,084	448,700	
2018-19	79,295	41,303	15,158	11,675	22,633	12,342	20,663	17,416	425,465	
		C RUNNERS					next 4%			
	Australia	N. Zealand	Argentina	Brazil	Chile	Peru	Uruguay	S.Africa	Hong Kong	
2024-25	35,674	26,851	6,782	6,316	7,799	6,044	12,057	8,229	187,961	
2023-24	54,310	38,812	7,679	9,170	12,693	7,096	20,203	10,868	412,914	
2022-23	52,406	29,302	11,699	8,387	14,357	6,096	16,555	10,480	364,992	
2021-22	52,418	29,774	11,224	7,658	15,574	5,395	13,262	10,743	342,543	
2020-21	52,924	24,821	5,018	6,875	11,916	4,786	10,601	8,286	322,513	
2019-20	44,661	20,488	7,406	9,206	12,431	6,131	11,195	8,748	315,747	
2018-19	48,510	24,879	10,110	9,178	16,836	8,714	15,017	12,385	288,485	

[Click here for an alphabetical roster of 210 Australia/New Zealand sires](#)

[199 South American sires](#)

[33 South African sires](#)

[299 Sires in Hong Kong](#)

AUSTRALIA/NEW ZEALAND
TABLE 1: SH APEX MID-SEASON 24/25: TOP 50 ANZ SIREs BY A RUNNER INDEX (150+ YEAR-STARTERS)

SIRE	YOB	HIS SIRE	1 st Foals	ST	TOT RNRS	A's	A Index	ABC's	ABC Index
EXTREME CHOICE	2013	NOT A SINGLE DOUBT	2018	NSW	258	19	3.68	44	2.13
JUSTIFY	2015	SCAT DADDY	2020	NSW	214	15	3.50	28	1.64
NIGHT OF THUNDER	2011	DUBAWI	2017	IRE	187	13	3.48	37	2.47
FASTNET ROCK	2001	DANEHILL	2006	RETIRED	1434	95	3.31	216	1.88
SAVABEEL	2001	ZABEEL	2006	NZ	1889	116	3.07	265	1.75
SNITZEL	2002	REDOUTE'S CHOICE	2007	NSW	2235	137	3.06	375	2.10
PLAYING GOD	2007	BLACKFRIARS	2015	WA	587	32	2.73	115	2.45
ALMANZOR	2013	WOOTTON BASSETT	2019	NZ	441	24	2.72	45	1.28
I AM INVINCIBLE	2004	INVINCIBLE SPIRIT	2011	NSW	2520	133	2.64	415	2.06
ZOUSTAR	2010	NORTHERN METEOR	2015	NSW	1974	101	2.56	294	1.86
HARRY ANGEL	2014	DARK ANGEL	2020	NSW	216	11	2.55	36	2.08
SHOCKING	2005	STREET CRY	2012	NZ	716	36	2.51	92	1.61
TERRITORIES	2012	INVINCIBLE SPIRIT	2018	IND	259	12	2.32	29	1.40
MASCHINO	2007	ENCOSTA DE LAGO	2014	WA	312	14	2.24	42	1.68
SESSIONS	2009	LONHRO	2016	WA	360	16	2.22	46	1.60
AWESOME ROCK	2011	FASTNET ROCK	2018	WA	227	10	2.20	30	1.65
CHURCHILL	2014	GALILEO	2019	NSW	299	13	2.17	37	1.55
EXCEED AND EXCEL	2000	DANEHILL	2005	RETIRED	1364	58	2.13	165	1.51
THE AUTUMN SUN	2015	REDOUTE'S CHOICE	2020	NSW	238	10	2.10	34	1.79
PROISIR	2009	CHOISIR	2016	NZ	744	31	2.08	106	1.78
SO YOU THINK	2006	HIGH CHAPARRAL	2013	NSW	2044	83	2.03	272	1.66
PER INCANTO	2004	STREET CRY	2012	NZ	1133	46	2.03	135	1.49
SHAMUS AWARD	2010	SNITZEL	2015	VIC	1067	41	1.92	127	1.49
TORONADO	2010	HIGH CHAPARRAL	2016	VIC	1300	50	1.92	140	1.35
SAFEGUARD	2010	EXCEED AND EXCEL	2016	WA	340	13	1.91	34	1.25
BRAZEN BEAU	2011	I AM INVINCIBLE	2016	VIC	788	30	1.90	75	1.19
LONHRO	1998	OCTAGONAL	2005	NSW	1148	41	1.79	107	1.17
OCEAN PARK	2008	THORN PARK	2014	NZ	1133	40	1.77	117	1.29
WRITTEN TYCOON	2002	IGLESIA	2008	VIC	2354	83	1.76	252	1.34
DUNDEEL	2009	HIGH CHAPARRAL	2015	NSW	1565	54	1.73	164	1.31
I'M ALL THE TALK	2010	STRATUM	2017	DEAD	269	9	1.67	40	1.86
STREET BOSS	2004	STREET CRY	2010	NSW	1054	35	1.66	115	1.36
KOBAYASHI	2014	I AM INVINCIBLE	2019	QLD	212	7	1.65	24	1.42
CONTRIBUTER	2010	HIGH CHAPARRAL	2017	DEAD	398	13	1.63	41	1.29
KERMADEC	2011	TEOFILO	2017	NSW	431	14	1.62	36	1.04
RUSSIAN REVOLUTION	2013	SNITZEL	2019	NSW	679	22	1.62	54	0.99
PRIDE OF DUBAI	2012	STREET CRY	2017	NSW	934	30	1.61	84	1.12
SPIRIT OF BOOM	2007	SEQUALO	2015	QLD	1655	53	1.60	153	1.16
ENCRYPTION	2015	LONHRO	2020	QLD	189	6	1.59	12	0.79
GINGERBREAD MAN	2007	SHAMARDAL	2014	WA	411	13	1.58	49	1.49
CAPITALIST	2013	WRITTEN TYCOON	2018	NSW	1109	34	1.53	106	1.19
WRITTEN BY	2015	WRITTEN TYCOON	2020	NSW	201	6	1.49	16	1.00
PIERRO	2009	LONHRO	2014	NSW	1687	50	1.48	195	1.44
ROMMEL	2011	COMMANDS	2018	WA	206	6	1.46	33	2.00
WROTE	2009	HIGH CHAPARRAL	2018	NZ	209	6	1.44	15	0.90
STARSPANGLED BANNER	2006	CHOISIR	2012	VIC	630	18	1.43	64	1.27
TRAPEZE ARTIST	2014	SNITZEL	2020	NSW	284	8	1.41	31	1.36
UNIVERSAL RULER	2004	SCENIC	2011	WA	719	20	1.39	65	1.13
DARCI BRAHMA	2002	DANEHILL	2008	RETIRED	827	23	1.39	73	1.10
SHOOTING TO WIN	2011	NORTHERN METEOR	2016	WA	974	27	1.39	75	0.96

TABLE 2: SH APEX MID-SEASON 24/25: TOP 50 ANZ SIREs by NUMBER OF A RUNNERS (150+ YEAR-STARTERS)

SIRE	YOB	HIS SIRE	1 st Foals	ST	TOT RNRS	A's	A Index	ABC's	ABC Index
SNITZEL	2002	REDOUTE'S CHOICE	2007	NSW	2235	137	3.06	375	2.10
I AM INVINCIBLE	2004	INVINCIBLE SPIRIT	2011	NSW	2520	133	2.64	415	2.06
SAVABEEL	2001	ZABEEL	2006	NZ	1889	116	3.07	265	1.75
ZOUSTAR	2010	NORTHERN METEOR	2015	NSW	1974	101	2.56	294	1.86
FASTNET ROCK	2001	DANEHILL	2006	Retired	1434	95	3.31	216	1.88
SO YOU THINK	2006	HIGH CHAPARRAL	2013	NSW	2044	83	2.03	272	1.66
WRITTEN TYCOON	2002	IGLESIA	2008	VIC	2354	83	1.76	252	1.34
EXCEED AND EXCEL	2000	DANEHILL	2005	RETIRED	1364	58	2.13	165	1.51
DUNDEEL	2009	HIGH CHAPARRAL	2015	NSW	1565	54	1.73	164	1.31
SPIRIT OF BOOM	2007	SEQUALO	2015	QLD	1655	53	1.60	153	1.16
ALL TOO HARD	2009	CASINO PRINCE	2014	NSW	1847	51	1.38	182	1.23
TORONADO	2010	HIGH CHAPARRAL	2016	VIC	1300	50	1.92	140	1.35
PIERRO	2009	LONHRO	2014	NSW	1687	50	1.48	195	1.44
PER INCANTO	2004	STREET CRY	2012	NZ	1133	46	2.03	135	1.49
DEEP FIELD	2010	NORTHERN METEOR	2016	RETIRED	1646	43	1.31	184	1.40
SHAMUS AWARD	2010	SNITZEL	2015	VIC	1067	41	1.92	127	1.49
LONHRO	1998	OCTAGONAL	2005	NSW	1148	41	1.79	107	1.17
OCEAN PARK	2008	THORN PARK	2014	NZ	1133	40	1.77	117	1.29
MAGNUS	2002	FLYING SPUR	2009	VIC	1434	38	1.32	138	1.20
SHOCKING	2005	STREET CRY	2012	NZ	716	36	2.51	92	1.61
STREET BOSS	2004	STREET CRY	2010	NSW	1054	35	1.66	115	1.36
CAPITALIST	2013	WRITTEN TYCOON	2018	NSW	1109	34	1.53	106	1.19
PLAYING GOD	2007	BLACKFRIARS	2015	WA	587	32	2.73	115	2.45
RELIABLE MAN	2008	DALAKHANI	2014	NZ	1164	32	1.37	104	1.12
NICCONI	2005	BIANCONI	2011	VIC	1710	32	0.94	137	1.00
PROISIR	2009	CHOISIR	2016	NZ	744	31	2.08	106	1.78
BRAZEN BEAU	2011	I AM INVINCIBLE	2016	VIC	788	30	1.90	75	1.19
PRIDE OF DUBAI	2012	STREET CRY	2017	NSW	934	30	1.61	84	1.12
SMART MISSILE	2008	FASTNET ROCK	2013	NSW	1739	30	0.86	151	1.09
SHOOTING TO WIN	2011	NORTHERN METEOR	2016	WA	974	27	1.39	75	0.96
BETTER THAN READY	2009	MORE THAN READY	2016	QLD	1414	26	0.92	116	1.03
STAR WITNESS	2007	STARCRAFT	2012	VIC	1669	25	0.75	100	0.75
ALMANZOR	2013	WOOTTON BASSETT	2019	NZ	441	24	2.72	45	1.28
DARCI BRAHMA	2002	DANEHILL	2008	RETIRED	827	23	1.39	73	1.10
FOXWEDGE	2008	FASTNET ROCK	2013	VIC	1247	23	0.92	98	0.98
RUSSIAN REVOLUTION	2013	SNITZEL	2019	NSW	679	22	1.62	54	0.99
RUBICK	2011	ENCOSTA DE LAGO	2016	VIC	1332	22	0.83	104	0.98
REDWOOD	2006	HIGH CHAPARRAL	2013	NZ	782	21	1.34	74	1.18
EPAULETTE	2009	COMMANDS	2015	TUR	1082	21	0.97	94	1.09
UNIVERSAL RULER	2004	SCENIC	2011	WA	719	20	1.39	65	1.13
EXTREME CHOICE	2013	NOT A SINGLE DOUBT	2018	NSW	258	19	3.68	44	2.13
STARSPANGLED BANNER	2006	CHOISIR	2012	VIC	630	18	1.43	64	1.27
SHALAA	2013	INVINCIBLE SPIRIT	2018	VIC	730	18	1.23	69	1.18
CASINO PRINCE	2003	FLYING SPUR	2009	NSW	874	18	1.03	89	1.27
CHARM SPIRIT	2011	INVINCIBLE SPIRIT	2016	NZ	629	17	1.35	54	1.07
ZED	2002	ZABEEL	2008	DEAD	695	17	1.22	48	0.86
FIORENTE	2008	MONSUN	2015	DEAD	945	17	0.90	83	1.10
SESSIONS	2009	LONHRO	2016	WA	360	16	2.22	46	1.60
FLYING ARTIE	2013	ARTIE SCHILLER	2018	NSW	645	16	1.24	54	1.05
YOUR SONG	2009	FASTNET ROCK	2014	NSW	912	16	0.88	69	0.95
BEL ESPRIT	1999	ROYAL ACADEMY	2004	VIC	961	16	0.83	74	0.96

TABLE 3: SH APEX MID-SEASON 24/25: TOP 50 ANZ SIREs by ABC RUNNER INDEX (150+ YEAR-STARTERS)

SIRE	YOB	HIS SIRE	1 st Foals	ST	TOT RNRS	A's	A Index	ABC's	ABC Index
NIGHT OF THUNDER	2011	DUBAWI	2017	IRE	187	13	3.48	37	2.47
PLAYING GOD	2007	BLACKFRIARS	2015	WA	587	32	2.73	115	2.45
EXTREME CHOICE	2013	NOT A SINGLE DOUBT	2018	NSW	258	19	3.68	44	2.13
SNITZEL	2002	REDOUTE'S CHOICE	2007	NSW	2235	137	3.06	375	2.10
HARRY ANGEL	2014	DARK ANGEL	2020	NSW	216	11	2.55	36	2.08
I AM INVINCIBLE	2004	INVINCIBLE SPIRIT	2011	NSW	2520	133	2.64	415	2.06
ROMMEL	2011	COMMANDS	2018	WA	206	6	1.46	33	2.00
FASTNET ROCK	2001	DANEHILL	2006	RETIRED	1434	95	3.31	216	1.88
ZOUSTAR	2010	NORTHERN METEOR	2015	NSW	1974	101	2.56	294	1.86
I'M ALL THE TALK	2010	STRATUM	2017	DEAD	269	9	1.67	40	1.86
THE AUTUMN SUN	2015	REDOUTE'S CHOICE	2020	NSW	238	10	2.10	34	1.79
PROISIR	2009	CHOISIR	2016	NZ	744	31	2.08	106	1.78
SAVABEEL	2001	ZABEEL	2006	NZ	1889	116	3.07	265	1.75
MASCHINO	2007	ENCOSTA DE LAGO	2014	WA	312	14	2.24	42	1.68
SO YOU THINK	2006	HIGH CHAPARRAL	2013	NSW	2044	83	2.03	272	1.66
AWESOME ROCK	2011	FASTNET ROCK	2018	WA	227	10	2.20	30	1.65
JUSTIFY	2015	SCAT DADDY	2020	NSW	214	15	3.50	28	1.64
SHOCKING	2005	STREET CRY	2012	NZ	716	36	2.51	92	1.61
SESSIONS	2009	LONHRO	2016	WA	360	16	2.22	46	1.60
CHURCHILL	2014	GALILEO	2019	NSW	299	13	2.17	37	1.55
EXCEED AND EXCEL	2000	DANEHILL	2005	RETIRED	1364	58	2.13	165	1.51
PER INCANTO	2004	STREET CRY	2012	NZ	1133	46	2.03	135	1.49
SHAMUS AWARD	2010	SNITZEL	2015	VIC	1067	41	1.92	127	1.49
GINGERBREAD MAN	2007	SHAMARDAL	2014	WA	411	13	1.58	49	1.49
PIERRO	2009	LONHRO	2014	NSW	1687	50	1.48	195	1.44
KOBAYASHI	2014	I AM INVINCIBLE	2019	QLD	212	7	1.65	24	1.42
TERRITORIES	2012	INVINCIBLE SPIRIT	2018	IND	259	12	2.32	29	1.40
DEEP FIELD	2010	NORTHERN METEOR	2016	RETIRED	1646	43	1.31	184	1.40
STAR TURN	2013	STAR WITNESS	2018	NSW	570	12	1.05	64	1.40
STREET BOSS	2004	STREET CRY	2010	NSW	1054	35	1.66	115	1.36
TRAPEZE ARTIST	2014	SNITZEL	2020	NSW	284	8	1.41	31	1.36
TORONADO	2010	HIGH CHAPARRAL	2016	VIC	1300	50	1.92	140	1.35
WRITTEN TYCOON	2002	IGLESIA	2008	VIC	2354	83	1.76	252	1.34
HELLBENT	2012	I AM INVINCIBLE	2019	NSW	569	15	1.32	61	1.34
DUNDEEL	2009	HIGH CHAPARRAL	2015	NSW	1565	54	1.73	164	1.31
OCEAN PARK	2008	THORN PARK	2014	NZ	1133	40	1.77	117	1.29
CONTRIBUTER	2010	HIGH CHAPARRAL	2017	DEAD	398	13	1.63	41	1.29
ALMANZOR	2013	WOOTTON BASSETT	2019	NZ	441	24	2.72	45	1.28
STARSPANGLED BANNER	2006	CHOISIR	2012	VIC	630	18	1.43	64	1.27
CASINO PRINCE	2003	FLYING SPUR	2009	NSW	874	18	1.03	89	1.27
SAFEGUARD	2010	EXCEED AND EXCEL	2016	WA	340	13	1.91	34	1.25
MY ADMIRATION	2007	ENCOSTA DE LAGO	2015	WA	342	5	0.73	34	1.24
ALL TOO HARD	2009	CASINO PRINCE	2014	NSW	1847	51	1.38	182	1.23
VADAMOS	2011	MONSUN	2018	NZ	451	7	0.78	44	1.22
EL ROCA	2010	FASTNET ROCK	2016	NZ	628	14	1.11	61	1.21
MAGNUS	2002	FLYING SPUR	2009	VIC	1434	38	1.32	138	1.20
BRAZEN BEAU	2011	I AM INVINCIBLE	2016	VIC	788	30	1.90	75	1.19
CAPITALIST	2013	WRITTEN TYCOON	2018	NSW	1109	34	1.53	106	1.19
REDWOOD	2006	HIGH CHAPARRAL	2013	NZ	782	21	1.34	74	1.18
SHALAA	2013	INVINCIBLE SPIRIT	2018	VIC	730	18	1.23	69	1.18

TABLE 4: SH APEX MID-SEASON 24/25: TOP 50 ANZ SIREs BY NUMBER of ABC RUNNERS (150+ YEAR-STARTERS)

SIRE	YOB	HIS SIRE	1 st Foals	ST	TOT RNRS	A's	A Index	ABC's	ABC Index
I AM INVINCIBLE	2004	INVINCIBLE SPIRIT	2011	NSW	2520	133	2.64	415	2.06
SNITZEL	2002	REDOUTE'S CHOICE	2007	NSW	2235	137	3.06	375	2.10
ZOUSTAR	2010	NORTHERN METEOR	2015	NSW	1974	101	2.56	294	1.86
SO YOU THINK	2006	HIGH CHAPARRAL	2013	NSW	2044	83	2.03	272	1.66
SAVABEEL	2001	ZABEEL	2006	NZ	1889	116	3.07	265	1.75
WRITTEN TYCOON	2002	IGLESIA	2008	VIC	2354	83	1.76	252	1.34
FASTNET ROCK	2001	DANEHILL	2006	Retired	1434	95	3.31	216	1.88
PIERRO	2009	LONHRO	2014	NSW	1687	50	1.48	195	1.44
DEEP FIELD	2010	NORTHERN METEOR	2016	RETIRED	1646	43	1.31	184	1.40
ALL TOO HARD	2009	CASINO PRINCE	2014	NSW	1847	51	1.38	182	1.23
EXCEED AND EXCEL	2000	DANEHILL	2005	RETIRED	1364	58	2.13	165	1.51
DUNDEEL	2009	HIGH CHAPARRAL	2015	NSW	1565	54	1.73	164	1.31
SPIRIT OF BOOM	2007	SEQUALO	2015	QLD	1655	53	1.60	153	1.16
SMART MISSILE	2008	FASTNET ROCK	2013	NSW	1739	30	0.86	151	1.09
TORONADO	2010	HIGH CHAPARRAL	2016	VIC	1300	50	1.92	140	1.35
MAGNUS	2002	FLYING SPUR	2009	VIC	1434	38	1.32	138	1.20
NICCONI	2005	BIANCONI	2011	VIC	1710	32	0.94	137	1.00
PER INCANTO	2004	STREET CRY	2012	NZ	1133	46	2.03	135	1.49
SHAMUS AWARD	2010	SNITZEL	2015	VIC	1067	41	1.92	127	1.49
OCEAN PARK	2008	THORN PARK	2014	NZ	1133	40	1.77	117	1.29
BETTER THAN READY	2009	MORE THAN READY	2016	QLD	1414	26	0.92	116	1.03
PLAYING GOD	2007	BLACKFRIARS	2015	WA	587	32	2.73	115	2.45
STREET BOSS	2004	STREET CRY	2010	NSW	1054	35	1.66	115	1.36
LONHRO	1998	OCTAGONAL	2005	NSW	1148	41	1.79	107	1.17
PROISIR	2009	CHOISIR	2016	NZ	744	31	2.08	106	1.78
CAPITALIST	2013	WRITTEN TYCOON	2018	NSW	1109	34	1.53	106	1.19
RELIABLE MAN	2008	DALAKHANI	2014	NZ	1164	32	1.37	104	1.12
RUBICK	2011	ENCOSTA DE LAGO	2016	VIC	1332	22	0.83	104	0.98
STAR WITNESS	2007	STARCRAFT	2012	VIC	1669	25	0.75	100	0.75
FOXWEDGE	2008	FASTNET ROCK	2013	VIC	1247	23	0.92	98	0.98
EPAULETTE	2009	COMMANDS	2015	TUR	1082	21	0.97	94	1.09
SHOCKING	2005	STREET CRY	2012	NZ	716	36	2.51	92	1.61
CASINO PRINCE	2003	FLYING SPUR	2009	NSW	874	18	1.03	89	1.27
PRIDE OF DUBAI	2012	STREET CRY	2017	NSW	934	30	1.61	84	1.12
FIORENTE	2008	MONSUN	2015	DEAD	945	17	0.90	83	1.10
BRAZEN BEAU	2011	I AM INVINCIBLE	2016	VIC	788	30	1.90	75	1.19
SHOOTING TO WIN	2011	NORTHERN METEOR	2016	WA	974	27	1.39	75	0.96
REDWOOD	2006	HIGH CHAPARRAL	2013	NZ	782	21	1.34	74	1.18
BEL ESPRIT	1999	ROYAL ACADEMY	2004	VIC	961	16	0.83	74	0.96
DARCI BRAHMA	2002	DANEHILL	2008	RETIRED	827	23	1.39	73	1.10
DENMAN	2006	LONHRO	2011	NSW	1047	11	0.53	70	0.84
SHALAA	2013	INVINCIBLE SPIRIT	2018	VIC	730	18	1.23	69	1.18
YOUR SONG	2009	FASTNET ROCK	2014	NSW	912	16	0.88	69	0.95
REWARD FOR EFFORT	2006	EXCEED AND EXCEL	2012	DEAD	1476	10	0.34	69	0.58
SWISS ACE	2004	SECRET SAVINGS	2011	NZ	827	10	0.60	66	1.00
UNIVERSAL RULER	2004	SCENIC	2011	WA	719	20	1.39	65	1.13
HEADWATER	2012	EXCEED AND EXCEL	2017	NSW	897	11	0.61	65	0.91
STAR TURN	2013	STAR WITNESS	2018	NSW	570	12	1.05	64	1.40
STARSPANGLED BANNER	2006	CHOISIR	2012	VIC	630	18	1.43	64	1.27
HELLBENT	2012	I AM INVINCIBLE	2019	NSW	569	15	1.32	61	1.34
EL ROCA	2010	FASTNET ROCK	2016	NZ	628	14	1.11	61	1.21
ROTHESAY	2006	FASTNET ROCK	2012	QLD	877	13	0.74	61	0.87

TABLE 5: SH APEX MID-SEASON 24/25: 37 F2018 SIREs by A RUNNER INDEX

SIRE	YOB	HIS SIRE	24-25 WNRS	TOT SW	ST	TOT RNS	A's	A INDEX	ABC's	ABC Index
EXTREME CHOICE	2013	NOT A SINGLE DOUBT	27	13	NSW	258	19	3.68	44	2.13
WORTHY CAUSE	2011	CHOISIR	7	2	QLD	115	7	3.04	13	1.41
TERRITORIES	2012	INVINCIBLE SPIRIT	23	3	NSW	259	12	2.32	29	1.40
AWESOME ROCK	2011	FASTNET ROCK	19	5	WA	227	10	2.20	30	1.65
CAPITALIST	2013	WRITTEN TYCOON	95	22	NSW	1109	34	1.53	106	1.19
VANBRUGH	2012	ENCOSTA DE LAGO	11	3	NZ	101	3	1.49	9	1.11
ROMMEL	2011	COMMANDS	15	2	WA	206	6	1.46	33	2.00
WROTE	2009	HIGH CHAPARRAL	20	5	NZ	209	6	1.44	15	0.90
TARZINO	2012	TAVISTOCK	34	4	NZ	362	10	1.38	22	0.76
FLYING ARTIE	2013	ARTIE SCHILLER	55	8	NSW	645	16	1.24	54	1.05
SHALAA	2013	INVINCIBLE SPIRIT	60	11	VIC	730	18	1.23	69	1.18
AMERICAN PHAROAH	2012	PIONEEROF THE NILE	59	9	KY	574	13	1.13	52	1.13
STAR TURN	2013	STAR WITNESS	47	8	NSW	570	12	1.05	64	1.40
WINNING RUPERT	2013	WRITTEN TYCOON	27	5	WA	476	10	1.05	40	1.05
ASTERN	2013	MEDAGLIA D'ORO	35	7	NSW	499	10	1.00	27	0.68
FROSTED	2012	TAPIT	31	5	VIC	405	8	0.99	28	0.86
CABLE BAY	2011	INVINCIBLE SPIRIT	39	3	INDIA	361	7	0.97	33	1.14
VADAMOS	2011	MONSUN	31	5	NZ	451	7	0.78	44	1.22
XTRAVAGANT	2012	PENTIRE	34	5	NSW	387	6	0.78	28	0.90
TURN ME LOOSE	2011	IFFRAAJ	36	7	NZ	396	6	0.76	18	0.57
DIVINE PROPHET	2013	CHOISIR	56	2	NZ	554	7	0.63	27	0.61
BELARDO	2012	LOPE DE VEGA	48	6	NZ	452	5	0.55	40	1.11
KING'S TROOP	2012	REDOUTE'S CHOICE	7	1	WA	103	1	0.49	4	0.49
PUCCINI	2010	ENCOSTA DE LAGO	9	1	NZ	117	1	0.43	7	0.75
UNDER THE LOUVRE	2010	EXCELLENT ART	20	1	QLD	236	2	0.42	18	0.95
SOOBOOG	2012	SNITZEL	28	2	QLD	578	4	0.35	22	0.48
TIVACI	2012	HIGH CHAPARRAL	32	5	NZ	451	3	0.33	22	0.61
DEFCON	2013	CHOISIR	9	0	QLD	160	1	0.31	8	0.63
TELPERION	2013	STREET CRY	8	2	NZ	220	1	0.23	14	0.80
SIR PRANCEALOT	2010	TAMAYUZ	29	2	SA	305	1	0.16	15	0.61
ALPINE EAGLE	2011	HIGH CHAPARRAL	29	3	TAS	402	1	0.12	20	0.62
PREFERMENT	2011	ZABEEL	15	2	NZ	263	0	-	9	0.43
HOLLER	2012	COMMANDS	19	0	TAS	246	0	-	8	0.41
STRATUM STAR	2011	STRATUM	18	0	VIC	343	0	-	11	0.40
ODYSSEY MOON	2012	SNITZEL	5	0	NSW	158	0	-	4	0.32
PALENTINO	2012	TEOFILO	18	0	NDO	351	0	-	4	0.14
RAGEESE	2012	STREET CRY	7	1	NZ	149	0	-	1	0.08

TABLE 6: SH APEX MID-SEASON 24/25: 25 ANZ F2019 SIREs by A RUNNER INDEX

SIRE	YOB	HIS SIRE	24-25 WNRS	TOT SW	ST	TOT RNS	A's	A INDEX	ABC's	ABC Index
ALMANZOR	2013	WOOTTON BASSETT	49	14	NZ	441	24	2.72	45	1.28
CHURCHILL	2014	GALILEO	42	6	NSW	299	13	2.17	37	1.55
RIBCHESTER	2013	IFFRAAJ	21	2	NZ	140	6	2.14	13	1.16
KOBAYASHI	2014	I AM INVINCIBLE	30	1	QLD	212	7	1.65	24	1.42
RUSSIAN REVOLUTION	2013	SNITZEL	67	11	NSW	679	22	1.62	54	0.99
HELLBENT	2012	I AM INVINCIBLE	86	6	NSW	569	15	1.32	61	1.34
THE MISSION	2014	CHOISIR	13	2	QLD	194	5	1.29	15	0.97
A LOT	2012	TAPIT	18	2	WA	118	3	1.27	16	1.69
OVERSHARE	2014	I AM INVINCIBLE	32	2	VIC	223	5	1.12	14	0.78
GOLD STANDARD	2014	SEBRING	14	1	VIC	105	2	0.95	6	0.71
PARIAH	2014	REDOUTE'S CHOICE	44	4	QLD	392	7	0.89	15	0.48
INVADER	2014	SNITZEL	34	1	QLD	304	5	0.82	17	0.70
WAR DECREE	2014	WAR FRONT	26	3	NZ	186	3	0.81	16	1.08
IMPENDING	2013	LONHRO	50	3	VIC	492	8	0.81	34	0.86
SUPIDO	2011	SEBRING	32	2	NSW	258	4	0.78	17	0.82
DERRYN	2013	HINCHINBROOK	16	3	NZ	161	2	0.62	11	0.85
HIGHLAND REEL	2012	GALILEO	25	1	IRE	283	2	0.35	11	0.49
MERCHANT NAVY	2014	FASTNET ROCK	39	3	NSW	415	2	0.24	33	0.99
SPIETH	2012	THORN PARK	22	0	DEAD	253	1	0.20	22	1.09
TIME TEST	2012	DUBAWI	32	2	GB	270	1	0.19	12	0.56
SEBRING SUN	2012	SEBRING	15	0	NSW	91	0	-	6	0.82
HEROIC VALOUR	2013	FASTNET ROCK	23	0	QLD	298	0	-	11	0.46
TOSEN STARDOM	2011	DEEP IMPACT	20	0	VIC	230	0	-	5	0.27
BON AURUM	2012	BON HOFFA	3	0	VIC	93	0	-	1	0.13
INFERENCE	2013	SO YOU THINK	14	0	VIC	114	0	-	0	-

TABLE 7: SH APEX MID-SEASON 24/25: 28 ANZ 2020 SIRES by A RUNNER INDEX

SIRE	YOB	HIS SIRE	24-25 WNRS	TOT SW	ST	TOT RNS	A's	A INDEX	ABC's	ABC Index
JUSTIFY	2015	SCAT DADDY	46	8	NSW	214	15	3.50	28	1.64
HARRY ANGEL	2014	DARK ANGEL	43	5	NSW	216	11	2.55	36	2.08
BRAVE SMASH	2013	TOSEN PHANTOM	21	3	NSW	146	7	2.40	14	1.20
ARDROSSAN	2014	REDOUTE'S CHOICE	15	6	NZ	86	4	2.33	11	1.60
THE AUTUMN SUN	2015	REDOUTE'S CHOICE	47	5	NSW	238	10	2.10	34	1.79
ACE HIGH	2014	HIGH CHAPARRAL	26	3	NZ	104	4	1.92	14	1.68
EMBELLISH	2014	SAVABEEL	16	3	NZ	105	4	1.90	12	1.43
ENCRYPTION	2015	LONHRO	34	2	QLD	189	6	1.59	12	0.79
WRITTEN BY	2015	WRITTEN TYCOON	31	5	NSW	201	6	1.49	16	1.00
TRAPEZE ARTIST	2014	SNITZEL	45	3	NSW	284	8	1.41	31	1.36
DRACARYS	2014	SNITZEL	12	0	QLD	51	1	0.98	4	0.98
SAXON WARRIOR	2015	DEEP IMPACT	18	1	NSW	114	2	0.88	12	1.32
STAPHANOS	2011	DEEP IMPACT	15	1	NZ	116	2	0.86	6	0.65
BONDI	2015	SNITZEL	8	1	WA	63	1	0.79	10	1.98
GRUNT	2014	O'REILLY	36	2	VIC	218	3	0.69	15	0.86
U S NAVY FLAG	2015	WAR FRONT	21	3	NZ	155	2	0.65	13	1.05
NATIONAL DEFENSE	2014	INVINCIBLE SPIRIT	11	1	DEAD	101	1	0.50	6	0.74
PRIZED ICON	2013	MORE THAN READY	13	1	NSW	122	1	0.41	2	0.20
SANTOS	2015	I AM INVINCIBLE	20	3	NZ	132	1	0.38	8	0.76
SHOWTIME	2014	SNITZEL	21	1	NSW	147	1	0.34	9	0.77
DUCIMUS	2014	SNITZEL	8	0	WA	62	0	-	6	1.21
STRATOSPHERE	2015	SNITZEL	17	0	TAS	109	0	-	7	0.80
LEAN MEAN MACHINE	2015	ZOUSTAR	20	1	QLD	137	0	-	6	0.55
PERFORMER	2015	EXCEED AND EXCEL	11	0	QLD	76	0	-	3	0.49
JUNGLE CAT	2012	IFFRAAJ	17	0	QLD	86	0	-	2	0.29
EMINENT	2014	FRANKEL	13	0	NZ	92	0	-	2	0.27
NEOREALISM	2011	NEO UNIVERSE	1	0	QLD	35	0	-	0	-

TABLE 8: SH APEX MID-SEASON 24/25: 28 ANZ 2021 SIRES by A RUNNER INDEX

SIRE	YOB	HIS SIRE	24-25 WNRS	TOT SW	ST	TOT RNS	A's	A INDEX	ABC's	ABC Index
TOO DARN HOT	2016	DUBAWI	31	6	NSW	111	8	3.60	25	2.82
SUPER SETH	2016	DUNDEEL	16	5	NZ	77	5	3.25	11	1.79
CASTELVECCHIO	2016	DUNDEEL	15	3	NSW	62	4	3.23	5	1.01
TASSORT	2016	BRAZEN BEAU	17	2	NSW	73	4	2.74	10	1.71
ALABAMA EXPRESS	2016	REDOUTE'S CHOICE	20	3	VIC	81	4	2.47	13	2.01
BLUE POINT	2014	SHAMARDAL	26	2	VIC	104	5	2.40	16	1.92
EXCEEDANCE	2016	EXCEED AND EXCEL	17	4	NSW	90	4	2.22	10	1.39
PIERATA	2014	PIERRO	22	2	VIC	91	4	2.20	11	1.51
BRUTAL	2015	O'REILLY	11	1	NSW	74	3	2.03	5	0.84
ZOUSAIN	2015	ZOUSTAR	23	2	NSW	125	5	2.00	10	1.00
COSMIC FORCE	2016	DEEP FIELD	17	1	NSW	66	2	1.52	10	1.89
ROYAL MEETING	2016	INVINCIBLE SPIRIT	6	1	VIC	33	1	1.52	3	1.14
OMAHA BEACH	2016	WAR FRONT	11	1	VIC	40	1	1.25	2	0.63
STRASBOURG	2016	I AM INVINCIBLE	5	1	VIC	44	1	1.14	2	0.57
D'ARGENTO	2014	SO YOU THINK	11	0	NSW	52	1	0.96	4	0.96
YES YES YES	2016	RUBICK	26	0	NSW	95	1	0.53	10	1.32
CALYX	2016	KINGMAN	14	1	NSW	38	0	-	7	2.30
I AM IMMORTAL	2016	I AM INVINCIBLE	8	0	VIC	49	0	-	4	1.02
MICROPHONE	2016	EXCEED AND EXCEL	7	0	NSW	50	0	-	4	1.00
VINO ROSSO	2015	CURLIN	4	0	VIC	28	0	-	1	0.45
FERRANDO	2013	FAST 'N' FAMOUS	5	0	NZ	29	0	-	1	0.43
LONG LEAF	2015	FASTNET ROCK	5	0	WA	34	0	-	1	0.37
DUBIOUS	2016	NOT A SINGLE DOUBT	14	0	NSW	83	0	-	2	0.30
MAGNA GRECIA	2016	INVINCIBLE SPIRIT	12	0	NSW	46	0	-	1	0.27
UNITE AND CONQUER	2016	HINCHINBROOK	6	0	NSW	27	0	-	0	-

[Click here for an alphabetical roster of 210 Australia/New Zealand sires](#)

SOUTH AMERICA

TABLE 9: SH APEX MID-SEASON 24/25: TOP 50 SOUTH AMERICAN SIREs BY A RUNNER INDEX (150+ YEAR-STARTERS)

SIRE	YOB	HIS SIRE	24-25 WNRS	TOT SW	FFLS	ST	TOT RNS	A's	A Index	ABC's	ABC Index
FORTIFY	2010	DISTORTED HUMOR	74	52	2015	ARG	1142	86	3.77	194	2.12
ALCORANO	2004	PUBLIC PURSE	16	12	2010	URU	373	24	3.22	50	1.68
IL CAMPIONE	2011	SCAT DADDY	89	31	2018	ARG	744	47	3.16	149	2.50
MIDSHIPMAN	2006	UNBRIDLED'S SONG	43	23	2016	CHI	577	36	3.12	87	1.88
T. H. APPROVAL	2001	WITH APPROVAL	12	34	2009	URU	549	34	3.10	70	1.59
DROSSELMAYER	2007	DISTORTED HUMOR	63	66	2013	BRZ	915	56	3.06	113	1.54
HI HAPPY	2012	PURE PRIZE	38	8	2020	ARG	208	12	2.88	24	1.44
EMCEE	2008	UNBRIDLED'S SONG	20	8	2016	BRZ	176	10	2.84	20	1.42
SLOANE AVENUE	2011	CANDY RIDE	23	5	2018	URU	194	10	2.58	31	2.00
PUT IT BACK	1998	HONOUR AND GLORY	51	85	2004	ARG	855	44	2.57	114	1.67
REMOTE	2010	DANSILI	48	18	2016	ARG	686	34	2.48	87	1.59
EQUAL STRIPES	1999	CANDY STRIPES	37	65	2006	ARG	991	46	2.32	124	1.56
COSMIC TRIGGER	2012	LIZARD ISLAND	45	13	2017	ARG	509	23	2.26	70	1.72
SINGE THE TURF	2008	GALILEO	19	10	2014	PER	279	12	2.15	32	1.43
CAMELOT KITTEN	2013	KITTEN'S JOY	35	10	2020	BRZ	188	8	2.13	13	0.86
SUGGESTIVE BOY	2008	EASING ALONG	32	8	2016	ARG	424	18	2.12	56	1.65
SETEMBRO CHOVE	2001	FAST GOLD	26	19	2009	BRZ	335	14	2.09	30	1.12
CLARO OSCURO	2005	MUTAKDDIM	5	2	2013	ARG	154	6	1.95	10	0.81
FORESTRY	1996	STORM CAT	35	36	2011	BRZ	695	27	1.94	66	1.19
CAN THE MAN	2011	INTO MISCHIEF	44	12	2020	BRZ	235	9	1.91	30	1.60
TEXAS FEVER	2005	VICTORY GALLOP	25	7	2015	URU	341	13	1.91	31	1.14
BAY OF PLENTY	2011	MEDAGLIA D'ORO	24	4	2018	PER	213	8	1.88	12	0.70
MEAL PENALTY	2005	TALE OF THE CAT	13	16	2011	PER	323	12	1.86	39	1.51
SEÑOR CANDY	2008	CANDY RIDE	34	13	2015	ARG	595	22	1.85	78	1.64
ENDORSEMENT	2007	DISTORTED HUMOR	38	13	2015	ARG	757	28	1.85	84	1.39
SOUTHDALE	2006	STREET CRY	20	11	2013	PER	356	13	1.83	31	1.09
POWER WORLD	2009	DISTORTED HUMOR	32	6	2017	S.AM	195	7	1.79	16	1.03
LE BLUES	2012	ROMAN RULER	48	11	2017	ARG	535	19	1.78	84	1.96
VERRAZANO	2010	MORE THAN READY	60	22	2016	BRZ	763	26	1.70	78	1.28
CITY BANKER	2005	LODE	13	11	2011	URU	347	11	1.59	31	1.12
MORNING RAIDER	2002	GIANT'S CAUSEWAY	16	6	2008	S.AM	157	5	1.59	14	1.11
DANIEL BOONE	2012	WILD EVENT	35	9	2018	S.AM	321	10	1.56	25	0.97
IVAN DENISOVICH	2003	DANEHILL	46	22	2008	CHI	552	17	1.54	52	1.18
SALTO	2008	PIVOTAL	13	14	2015	BRZ	458	14	1.53	24	0.66
GOING SOMEWHERE	2009	SULAMANI	6	6	2017	BRZ	198	6	1.52	8	0.51
ORPEN	1996	LURE	33	77	2001	ARG	936	28	1.50	101	1.35
TREASURE BEACH	2008	GALILEO	40	17	2015	ARG	1037	31	1.49	94	1.13
EMMANUEL	2009	ROMAN RULER	14	3	2016	ARG	237	7	1.48	20	1.05
ANGIOLO	2008	GRAND REWARD	66	24	2014	ARG	1238	36	1.45	124	1.25
IOYA BIGTIME	2007	DYNAFORMER	11	3	2015	URU	247	7	1.42	23	1.16
SEEK AGAIN	2010	SPEIGHTSTOWN	23	5	2017	ARG	422	12	1.42	32	0.95
SEEKING THE DIA	2001	STORM CAT	60	28	2010	CHI	878	24	1.37	88	1.25
PORTAL DEL ALTO	2012	MALIBU MOON	22	9	2016	ARG	531	14	1.32	57	1.34
GRAND REWARD	2001	STORM CAT	25	31	2007	ARG	836	22	1.32	65	0.97
COURTIER	2012	PIONEEROF THE NILE	38	16	2017	BRZ	530	14	1.32	26	0.61
ZENSATIONAL	2006	UNBRIDLED'S SONG	3	9	2012	ARG	386	10	1.30	25	0.81
SEAHENGE	2015	SCAT DADDY	22	4	2020	ARG	193	5	1.30	9	0.58
FULL MAST	2012	MIZZEN MAST	42	11	2018	ARG	425	11	1.29	52	1.53
DISCREETLY MINE	2007	MINESHAFT	19	1	2017	URU	240	6	1.25	21	1.09
TRINNIBERG	2009	TEUFLESBERG	18	5	2015	URU	327	8	1.22	37	1.41

TABLE 10: SH APEX MID-SEASON 24/25: TOP 50 SOUTH AMERICAN SIRES by NUMBER OF A RUNNERS

SIRE	YOB	HIS SIRE	24-25 WNRS	TOT SW	FFLS	ST	TOT RNS	A's	A Index	ABC's	ABC Index
FORTIFY	2010	DISTORTED HUMOR	74	52	2015	ARG	1142	86	3.77	194	2.12
DROSSELMEYER	2007	DISTORTED HUMOR	63	66	2013	BRZ	915	56	3.06	113	1.54
IL CAMPIONE	2011	SCAT DADDY	89	31	2018	ARG	744	47	3.16	149	2.50
EQUAL STRIPES	1999	CANDY STRIPES	37	65	2006	ARG	991	46	2.32	124	1.56
PUT IT BACK	1998	HONOUR AND GLORY	51	85	2004	ARG	855	44	2.57	114	1.67
MIDSHIPMAN	2006	UNBRIDLED'S SONG	43	23	2016	CHI	577	36	3.12	87	1.88
ANGIOLO	2008	GRAND REWARD	66	24	2014	ARG	1238	36	1.45	124	1.25
T. H. APPROVAL	2001	WITH APPROVAL	12	34	2009	URU	549	34	3.10	70	1.59
REMOTE	2010	DANSILI	48	18	2016	ARG	686	34	2.48	87	1.59
TREASURE BEACH	2008	GALILEO	40	17	2015	ARG	1037	31	1.49	94	1.13
ENDORSEMENT	2007	DISTORTED HUMOR	38	13	2015	ARG	757	28	1.85	84	1.39
ORPEN	1996	LURE	33	77	2001	ARG	936	28	1.50	101	1.35
FORESTRY	1996	STORM CAT	35	36	2011	BRZ	695	27	1.94	66	1.19
VERRAZANO	2010	MORE THAN READY	60	22	2016	BRZ	763	26	1.70	78	1.28
ALCORANO	2004	PUBLIC PURSE	16	12	2010	URU	373	24	3.22	50	1.68
SEEKING THE DIA	2001	STORM CAT	60	28	2010	CHI	878	24	1.37	88	1.25
COSMIC TRIGGER	2012	LIZARD ISLAND	45	13	2017	ARG	509	23	2.26	70	1.72
HURRICANE CAT	2003	STORM CAT	46	41	2008	ARG	1072	23	1.07	99	1.15
SEÑOR CANDY	2008	CANDY RIDE	34	13	2015	ARG	595	22	1.85	78	1.64
GRAND REWARD	2001	STORM CAT	25	31	2007	ARG	836	22	1.32	65	0.97
GRAND DADDY	2006	JOHANNESBURG	57	18	2013	CHI	916	20	1.09	95	1.30
LE BLUES	2012	ROMAN RULER	48	11	2017	ARG	535	19	1.78	84	1.96
SUGGESTIVE BOY	2008	EASING ALONG	32	8	2016	ARG	424	18	2.12	56	1.65
IVAN DENISOVICH	2003	DANEHILL	46	22	2008	CHI	552	17	1.54	52	1.18
DADDY LONG LEGS	2009	SCAT DADDY	51	15	2015	ARG	735	17	1.16	64	1.09
CIMA DE TRIOMPHE	2005	GALILEO	11	16	2012	ARG	800	17	1.06	59	0.92
LIZARD ISLAND	2005	DANEHILL DANCER	29	25	2010	ARG	1055	17	0.81	65	0.77
MANIPULATOR	2001	UNBRIDLED	46	25	2007	ARG	1301	17	0.65	81	0.78
KODIAK KOWBOY	2005	POSSE	18	10	2011	URU	694	15	1.08	70	1.26
SETEMBRO CHOVE	2001	FAST GOLD	26	19	2009	BRZ	335	14	2.09	30	1.12
SALTO	2008	PIVOTAL	13	14	2015	BRZ	458	14	1.53	24	0.66
PORTAL DEL ALTO	2012	MALIBU MOON	22	9	2016	ARG	531	14	1.32	57	1.34
COURTIER	2012	PIONEEROF THE NILE	38	16	2017	BRZ	530	14	1.32	26	0.61
TEXAS FEVER	2005	VICTORY GALLOP	25	7	2015	URU	341	13	1.91	31	1.14
SOUTHDALE	2006	STREET CRY	20	11	2013	PER	356	13	1.83	31	1.09
TIGER HEART	2001	SCATMANDU	25	28	2008	BRZ	644	13	1.01	33	0.64
THE LEOPARD	2005	STORM CAT	50	13	2009	URU	648	13	1.00	46	0.89
HI HAPPY	2012	PURE PRIZE	38	8	2020	ARG	208	12	2.88	24	1.44
SINGE THE TURF	2008	GALILEO	19	10	2014	PER	279	12	2.15	32	1.43
MEAL PENALTY	2005	TALE OF THE CAT	13	16	2011	PER	323	12	1.86	39	1.51
SEEK AGAIN	2010	SPEIGHTSTOWN	23	5	2017	ARG	422	12	1.42	32	0.95
MASTER OF HOUNDS	2008	KINGMAMBO	10	6	2014	ARG	750	12	0.80	44	0.73
CITY BANKER	2005	LODE	13	11	2011	URU	347	11	1.59	31	1.12
FULL MAST	2012	MIZZEN MAST	42	11	2018	ARG	425	11	1.29	52	1.53
YAZAMAAN	2004	GALILEO	34	16	2011	PER	472	11	1.17	26	0.69
EMCEE	2008	UNBRIDLED'S SONG	20	8	2016	BRZ	176	10	2.84	20	1.42
SLOANE AVENUE	2011	CANDY RIDE	23	5	2018	URU	194	10	2.58	31	2.00
DANIEL BOONE	2012	WILD EVENT	35	9	2018	S.AM	321	10	1.56	25	0.97
ZENSATIONAL	2006	UNBRIDLED'S SONG	3	9	2012	ARG	386	10	1.30	25	0.81
CAN THE MAN	2011	INTO MISCHIEF	44	12	2020	BRZ	235	9	1.91	30	1.60

TABLE 11: SH APEX MID-SEASON 24/25: TOP 50 SOUTH AMERICAN SIREs by ABC RUNNER INDEX

SIRE	YOB	HIS SIRE	24-25 WNRS	TOT SW	FFLS	ST	TOT RNS	A's	A Index	ABC's	ABC Index
IL CAMPIONE	2011	SCAT DADDY	89	31	2018	ARG	744	47	3.16	149	2.50
FORTIFY	2010	DISTORTED HUMOR	74	52	2015	ARG	1142	86	3.77	194	2.12
SLOANE AVENUE	2011	CANDY RIDE	23	5	2018	URU	194	10	2.58	31	2.00
LE BLUES	2012	ROMAN RULER	48	11	2017	ARG	535	19	1.78	84	1.96
MIDSHIPMAN	2006	UNBRIDLED'S SONG	43	23	2016	CHI	577	36	3.12	87	1.88
COSMIC TRIGGER	2012	LIZARD ISLAND	45	13	2017	ARG	509	23	2.26	70	1.72
ALCORANO	2004	PUBLIC PURSE	16	12	2010	URU	373	24	3.22	50	1.68
PUT IT BACK	1998	HONOUR AND GLORY	51	85	2004	ARG	855	44	2.57	114	1.67
SUGGESTIVE BOY	2008	EASING ALONG	32	8	2016	ARG	424	18	2.12	56	1.65
SEÑOR CANDY	2008	CANDY RIDE	34	13	2015	ARG	595	22	1.85	78	1.64
CAN THE MAN	2011	INTO MISCHIEF	44	12	2020	BRZ	235	9	1.91	30	1.60
T. H. APPROVAL	2001	WITH APPROVAL	12	34	2009	URU	549	34	3.10	70	1.59
REMOTE	2010	DANSILI	48	18	2016	ARG	686	34	2.48	87	1.59
EQUAL STRIPES	1999	CANDY STRIPES	37	65	2006	ARG	991	46	2.32	124	1.56
DROSSELMAYER	2007	DISTORTED HUMOR	63	66	2013	BRZ	915	56	3.06	113	1.54
FULL MAST	2012	MIZZEN MAST	42	11	2018	ARG	425	11	1.29	52	1.53
MEAL PENALTY	2005	TALE OF THE CAT	13	16	2011	PER	323	12	1.86	39	1.51
HI HAPPY	2012	PURE PRIZE	38	8	2020	ARG	208	12	2.88	24	1.44
SINGE THE TURF	2008	GALILEO	19	10	2014	PER	279	12	2.15	32	1.43
EMCEE	2008	UNBRIDLED'S SONG	20	8	2016	BRZ	176	10	2.84	20	1.42
TRINNIBERG	2009	TEUFLESBERG	18	5	2015	URU	327	8	1.22	37	1.41
ENDORSEMENT	2007	DISTORTED HUMOR	38	13	2015	ARG	757	28	1.85	84	1.39
ORPEN	1996	LURE	33	77	2001	ARG	936	28	1.50	101	1.35
PORTAL DEL ALTO	2012	MALIBU MOON	22	9	2016	ARG	531	14	1.32	57	1.34
GRAND DADDY	2006	JOHANNESBURG	57	18	2013	CHI	916	20	1.09	95	1.30
VERRAZANO	2010	MORE THAN READY	60	22	2016	BRZ	763	26	1.70	78	1.28
KODIAK KOWBOY	2005	POSSE	18	10	2011	URU	694	15	1.08	70	1.26
SAFETY CHECK	2011	DUBAWI	35	3	2018	ARG	347	6	0.86	35	1.26
ANGIOLO	2008	GRAND REWARD	66	24	2014	ARG	1238	36	1.45	124	1.25
SEEKING THE DIA	2001	STORM CAT	60	28	2010	CHI	878	24	1.37	88	1.25
TODO UN AMIGUITO	2008	MUTAKDDIM	13	3	2017	ARG	246	5	1.02	24	1.22
FORESTRY	1996	STORM CAT	35	36	2011	BRZ	695	27	1.94	66	1.19
IVAN DENISOVICH	2003	DANEHILL	46	22	2008	CHI	552	17	1.54	52	1.18
GOOD SAMARITAN	2014	HARLAN'S HOLIDAY	70	5	2020	CHI	308	7	1.14	29	1.18
IOYA BIGTIME	2007	DYNAFORMER	11	3	2015	URU	247	7	1.42	23	1.16
HURRICANE CAT	2003	STORM CAT	46	41	2008	ARG	1072	23	1.07	99	1.15
TEXAS FEVER	2005	VICTORY GALLOP	25	7	2015	URU	341	13	1.91	31	1.14
TREASURE BEACH	2008	GALILEO	40	17	2015	ARG	1037	31	1.49	94	1.13
SETEMBRO CHOVE	2001	FAST GOLD	26	19	2009	BRZ	335	14	2.09	30	1.12
CITY BANKER	2005	LODE	13	11	2011	URU	347	11	1.59	31	1.12
FRAGOTERO	2009	ROMAN RULER	14	4	2016	ARG	248	6	1.21	22	1.11
MORNING RAIDER	2002	GIANT'S CAUSEWAY	16	6	2008	S.AM	157	5	1.59	14	1.11
WIRED BRYAN	2011	STORMY ATLANTIC	29	5	2016	BRZ	388	5	0.64	34	1.10
DADDY LONG LEGS	2009	SCAT DADDY	51	15	2015	ARG	735	17	1.16	64	1.09
SOUTHDALE	2006	STREET CRY	20	11	2013	PER	356	13	1.83	31	1.09
DISCREETLY MINE	2007	MINESHAFT	19	1	2017	URU	240	6	1.25	21	1.09
SOUTH KISSING	2003	SOUTHERN HALO	12	1	2011	ARG	299	2	0.33	26	1.09
IN THE DARK	2013	MUTAKDDIM	29	6	2018	ARG	335	7	1.04	29	1.08
EMMANUEL	2009	ROMAN RULER	14	3	2016	ARG	237	7	1.48	20	1.05
POWER WORLD	2009	DISTORTED HUMOR	32	6	2017	S.AM	195	7	1.79	16	1.03

TABLE 12: SH APEX MID-SEASON 24/25: TOP 50 SOUTH AMERICAN SIRES by NUMBER OF ABC RUNNERS

SIRE	YOB	HIS SIRE	24-25 WNRS	TOT SW	FFLS	ST	TOT RNS	A's	A Index	ABC's	ABC Index
FORTIFY	2010	DISTORTED HUMOR	74	52	2015	ARG	1142	86	3.77	194	2.12
IL CAMPIONE	2011	SCAT DADDY	89	31	2018	ARG	744	47	3.16	149	2.50
EQUAL STRIPES	1999	CANDY STRIPES	37	65	2006	ARG	991	46	2.32	124	1.56
ANGIOLO	2008	GRAND REWARD	66	24	2014	ARG	1238	36	1.45	124	1.25
PUT IT BACK	1998	HONOUR AND GLORY	51	85	2004	ARG	855	44	2.57	114	1.67
DROSSELMEYER	2007	DISTORTED HUMOR	63	66	2013	BRZ	915	56	3.06	113	1.54
ORPEN	1996	LURE	33	77	2001	ARG	936	28	1.50	101	1.35
HURRICANE CAT	2003	STORM CAT	46	41	2008	ARG	1072	23	1.07	99	1.15
GRAND DADDY	2006	JOHANNESBURG	57	18	2013	CHI	916	20	1.09	95	1.30
TREASURE BEACH	2008	GALILEO	40	17	2015	ARG	1037	31	1.49	94	1.13
SEEKING THE DIA	2001	STORM CAT	60	28	2010	CHI	878	24	1.37	88	1.25
MIDSHIPMAN	2006	UNBRIDLED'S SONG	43	23	2016	CHI	577	36	3.12	87	1.88
REMOTE	2010	DANSILI	48	18	2016	ARG	686	34	2.48	87	1.59
LE BLUES	2012	ROMAN RULER	48	11	2017	ARG	535	19	1.78	84	1.96
ENDORSEMENT	2007	DISTORTED HUMOR	38	13	2015	ARG	757	28	1.85	84	1.39
MANIPULATOR	2001	UNBRIDLED	46	25	2007	ARG	1301	17	0.65	81	0.78
SENROR CANDY	2008	CANDY RIDE	34	13	2015	ARG	595	22	1.85	78	1.64
VERRAZANO	2010	MORE THAN READY	60	22	2016	BRZ	763	26	1.70	78	1.28
COSMIC TRIGGER	2012	LIZARD ISLAND	45	13	2017	ARG	509	23	2.26	70	1.72
T. H. APPROVAL	2001	WITH APPROVAL	12	34	2009	URU	549	34	3.10	70	1.59
KODIAK KOWBOY	2005	POSSE	18	10	2011	URU	694	15	1.08	70	1.26
FORESTRY	1996	STORM CAT	35	36	2011	BRZ	695	27	1.94	66	1.19
GRAND REWARD	2001	STORM CAT	25	31	2007	ARG	836	22	1.32	65	0.97
LIZARD ISLAND	2005	DANEHILL DANCER	29	25	2010	ARG	1055	17	0.81	65	0.77
DADDY LONG LEGS	2009	SCAT DADDY	51	15	2015	ARG	735	17	1.16	64	1.09
CIMA DE TRIOMPHE	2005	GALILEO	11	16	2012	ARG	800	17	1.06	59	0.92
PORTAL DEL ALTO	2012	MALIBU MOON	22	9	2016	ARG	531	14	1.32	57	1.34
SUGGESTIVE BOY	2008	EASING ALONG	32	8	2016	ARG	424	18	2.12	56	1.65
FULL MAST	2012	MIZZEN MAST	42	11	2018	ARG	425	11	1.29	52	1.53
IVAN DENISOVICH	2003	DANEHILL	46	22	2008	CHI	552	17	1.54	52	1.18
QUE VIDA BUENA	2005	BERNSTEIN	32	9	2011	ARG	674	6	0.45	52	0.96
ALCORANO	2004	PUBLIC PURSE	16	12	2010	URU	373	24	3.22	50	1.68
THE LEOPARD	2005	STORM CAT	50	13	2009	URU	648	13	1.00	46	0.89
MASTER OF HOUNDS	2008	KINGMAMBO	10	6	2014	ARG	750	12	0.80	44	0.73
MEAL PENALTY	2005	TALE OF THE CAT	13	16	2011	PER	323	12	1.86	39	1.51
TRINNIBERG	2009	TEUFLESBERG	18	5	2015	URU	327	8	1.22	37	1.41
TRUE CAUSE	2003	STORM CAT	21	7	2010	ARG	653	6	0.46	37	0.71
SAFETY CHECK	2011	DUBAWI	35	3	2018	ARG	347	6	0.86	35	1.26
WIRED BRYAN	2011	STORMY ATLANTIC	29	5	2016	BRZ	388	5	0.64	34	1.10
HIT IT A BOMB	2013	WAR FRONT	34	9	2018	ARG	498	9	0.90	34	0.85
POSSE	2000	SILVER DEPUTY	20	1	2016	URU	545	6	0.55	34	0.78
TIGER HEART	2001	SCATMANDU	25	28	2008	BRZ	644	13	1.01	33	0.64
SINGE THE TURF	2008	GALILEO	19	10	2014	PER	279	12	2.15	32	1.43
SEEK AGAIN	2010	SPEIGHTSTOWN	23	5	2017	ARG	422	12	1.42	32	0.95
SLOANE AVENUE	2011	CANDY RIDE	23	5	2018	URU	194	10	2.58	31	2.00
TEXAS FEVER	2005	VICTORY GALLOP	25	7	2015	URU	341	13	1.91	31	1.14
CITY BANKER	2005	LODE	13	11	2011	URU	347	11	1.59	31	1.12
SOUTHDALE	2006	STREET CRY	20	11	2013	PER	356	13	1.83	31	1.09
GSTAAD	2004	STORM CAT	21	9	2009	CHI	638	6	0.47	31	0.61
CAN THE MAN	2011	INTO MISCHIEF	44	12	2020	BRZ	235	9	1.91	30	1.60

TABLE 13: SH APEX MID-SEASON 24/25: SOUTH AMERICAN SIRES WITH FIRST FOALS 2018

SIRE	YOB	HIS SIRE	24-25 WNRS	TOT SW	FFLS	ST	TOT RNS	A's	A Index	ABC's	ABC Index
IL CAMPIONE	2011	SCAT DADDY	89	31	2018	ARG	744	47	3.16	149	2.50
SLOANE AVENUE	2011	CANDY RIDE	23	5	2018	URU	194	10	2.58	31	2.00
BAY OF PLENTY	2011	MEDAGLIA D'ORO	24	4	2018	PER	213	8	1.88	12	0.70
DANIEL BOONE	2012	WILD EVENT	35	9	2018	S.AM	321	10	1.56	25	0.97
FULL MAST	2012	MIZZEN MAST	42	11	2018	ARG	425	11	1.29	52	1.53
INTERDETTO	2011	ROMAN RULER	5	1	2018	S.AM	78	2	1.28	5	0.80
HOLY BOSS	2012	STREET BOSS	16	3	2018	ARG	222	5	1.13	14	0.79
DUBAI SKY	2012	CANDY RIDE	14	1	2018	CHI	181	4	1.10	13	0.90
IN THE DARK	2013	MUTAKDDIM	29	6	2018	ARG	335	7	1.04	29	1.08
GOLDIKOVIC	2013	GALILEO	28	8	2018	BRZ	382	7	0.92	21	0.69
HIT IT A BOMB	2013	WAR FRONT	34	9	2018	ARG	498	9	0.90	34	0.85
SANTILLANO	2011	EASING ALONG	23	4	2018	ARG	227	4	0.88	17	0.94
SAFETY CHECK	2011	DUBAWI	35	3	2018	ARG	347	6	0.86	35	1.26
TANTOS ANOS	2010	MUTAKDDIM	1	0	2018	ARG	91	1	0.55	4	0.55
SOUTHERN CAT	2011	SCAT DADDY	11	1	2018	ARG	203	2	0.49	10	0.62
EL MOISES	2011	MANIPULATOR	9	0	2018	S.AM	102	1	0.49	3	0.37
MATTERHORN	2011	TAPIT	15	0	2018	S.AM	163	1	0.31	3	0.23
EXAGGERATOR	2013	CURLIN	60	1	2018	CHI	448	2	0.22	12	0.33
MESTRE GOSIK	2011	CRIMSON TIDE	5	0	2018	S.AM	81	0	-	9	1.39
SILENTIO	2009	SILENT NAME	5	0	2018	S.AM	61	0	-	2	0.41
FORWARD MARCH	2009	DISTORTED HUMOR	7	0	2018	S.AM	62	0	-	2	0.40
HONOUR DEVIL	2004	HONOUR AND GLORY	5	0	2018	ARG	68	0	-	2	0.37
MR. MAGIC	2013	SCAT DADDY	8	0	2018	S.AM	76	0	-	2	0.33
SAL GROSSO	2006	OUR EMBLEM	4	0	2018	S.AM	45	0	-	1	0.28

TABLE 14: SH APEX MID-SEASON 24/25: SOUTH AMERICAN SIRES WITH FIRST FOALS 2019

SIRE	YOB	HIS SIRE	24-25 WNRS	TOT SW	FFLS	ST	TOT RNS	A's	A Index	ABC's	ABC Index
DISTINCTIV PASSION	2010	WITH DISTINCTION	14	6	2019	S.AM	87	5	2.87	17	2.44
KENTUCKIAN	2012	TIZNOW	24	10	2019	BRZ	145	7	2.41	22	1.90
JAPAN	2012	MEDAGLIA D'ORO	4	1	2019	ARG	24	1	2.08	3	1.56
KATMAI	2011	SCAT DADDY	32	3	2019	S.AM	145	4	1.38	10	0.86
CONVERSOR	2011	EASING ALONG	1	0	2019	S.AM	39	1	1.28	1	0.32
MAJESTICPERFECTION	2006	HARLAN'S HOLIDAY	32	1	2019	DEAD	140	3	1.07	11	0.98
LONG ISLAND SOUND	2013	WAR FRONT	24	2	2019	ARG	243	5	1.03	13	0.67
ANNUAL REPORT	2013	HARLAN'S HOLIDAY	8	1	2019	CHI	97	2	1.03	4	0.52
WAR SECRETARY	2014	WAR FRONT	17	6	2019	BRZ	177	3	0.85	8	0.56
VASTAGO SALVAJE	2011	CANDY RIDE	16	0	2019	ARG	126	2	0.79	10	0.99
NASHVILLE TEXAN	2012	FORESTRY	17	1	2019	ARG	144	1	0.35	8	0.69
SECURITY RISK	2012	WAR FRONT	10	0	2019	ARG	151	1	0.33	8	0.66
HOMAGE	2014	WAR FRONT	8	0	2019	S.AM	83	0	-	7	1.05
IMPERIA	2012	MEDAGLIA D'ORO	10	0	2019	S.AM	81	0	-	5	0.77
VAGABUNDO INC	2012	INCLUDE	4	0	2019	S.AM	35	0	-	2	0.71
ZAWRAQ	2012	SHAMARDAL	20	0	2019	CHI	110	0	-	4	0.45
IDOLO PORTENO	2010	JUMP START	4	0	2019	ARG	38	0	-	1	0.33

TABLE 15: SH APEX MID-SEASON 24/25: SOUTH AMERICAN SIRES WITH FIRST FOALS 2020

SIRE	YOB	HIS SIRE	24-25 WNRS	TOT SW	FFLS	ST	TOT RNS	A's	A Index	ABC's	ABC Index
HI HAPPY	2012	PURE PRIZE	38	8	2020	ARG	208	12	2.88	24	1.44
EDITORIAL	2014	WAR FRONT	18	3	2020	PER	59	3	2.54	4	0.85
MENDELSSOHN	2015	SCAT DADDY	77	10	2020	c	219	10	2.28	32	1.83
RALLY CRY	2013	UNCLE MO	23	6	2020	BRZ	135	6	2.22	11	1.02
CAMELOT KITTEN	2013	KITTEN'S JOY	35	10	2020	BRZ	188	8	2.13	13	0.86
CAN THE MAN	2011	INTO MISCHIEF	44	12	2020	BRZ	235	9	1.91	30	1.60
HAT NINJA	2013	HAT TRICK	9	1	2020	ARG	61	2	1.64	5	1.02
GIBRALTAR POINT	2014	ROCK OF GIBRALTAR	9	1	2020	BRZ	65	2	1.54	3	0.58
SEAHENGE	2015	SCAT DADDY	22	4	2020	ARG	193	5	1.30	9	0.58
SEIZE	2013	WAR FRONT	7	1	2020	S.AM	41	1	1.22	2	0.61
GOOD SAMARITAN	2014	HARLAN'S HOLIDAY	70	5	2020	CHI	308	7	1.14	29	1.18
PUERTO ESCONDIDO	2013	HURRICANE CAT	16	1	2020	ARG	116	1	0.43	3	0.32
FORGE	2013	DUBAWI	16	1	2020	ARG	128	1	0.39	10	0.98
MALENCINI	2014	LIZARD ISLAND	8	0	2020	S.AM	46	0	-	3	0.82
SUMERIO	2012	SCAT DADDY	15	0	2020	S.AM	54	0	-	3	0.69
VICTOR SECURITY	2012	STORMY ATLANTIC	7	0	2020	ARG	58	0	-	2	0.43
LEGION DE HONOR	2014	GRAND REWARD	6	0	2020	ARG	30	0	-	1	0.42
TOUAREG	2012	EASING ALONG	5	0	2020	S.AM	37	0	-	1	0.34
DUBAI THUNDER	2014	DUBAWI	3	0	2020	ARG	55	0	-	0	-
LE KEN	2013	EASING ALONG	3	0	2020	ARG	21	0	-	0	-
MACHO FABULOSO	2013	FLESH FOR FANTASY	2	0	2020	S.AM	21	0	-	0	-

TABLE 16: SH APEX MID-SEASON 24/25: SOUTH AMERICAN SIRES WITH FIRST FOALS 2021

SIRE	YOB	HIS SIRE	24-25 WNRS	TOT SW	FFLS	ST	TOT RNS	A's	A Index	ABC's	ABC Index
DABSTER	2014	CURLIN	11	6	2021	S.AM	34	4	5.88	11	4.04
WILL TAKE CHARGE	2010	UNBRIDLED'S SONG	18	2	2021	URU	67	7	5.22	16	2.99
HOFBURG	2015	TAPIT	13	4	2021	BRZ	44	4	4.55	9	2.56
ROBERT BRUCE	2014	FAST COMPANY	19	4	2021	S.AM	52	3	2.88	7	1.68
FLAMEAWAY	2015	SCAT DADDY	32	2	2021	CHI	104	5	2.40	8	0.96
CLASSIC EMPIRE	2014	PIONEEROF THE NILE	45	4	2021	CHI	117	5	2.14	15	1.60
LUCULLAN	2014	HARD SPUN	12	2	2021	ARG	57	2	1.75	9	1.97
INTERNATIONAL STAR	2012	FUSAICHI PEGASUS	21	1	2021	CHI	81	2	1.23	5	0.77
MASK	2015	TAPIT	18	1	2021	ARG	47	1	1.06	7	1.86
IL MERCATO	2015	NOT FOR SALE	10	1	2021	S.AM	50	1	1.00	2	0.50
PATTERNRECOGNITION	2013	ADIOS CHARLIE	51	1	2021	CHI	191	1	0.26	12	0.79
SIXTIES SONG	2013	SIXTIES ICON	7	0	2021	ARG	39	0	-	2	0.64
GLORY SEATTLE	2013	SEATTLE FITZ	1	1	2021	ARG	21	0	-	1	0.60
GET JETS	2013	SCAT DADDY	4	0	2021	S.AM	25	0	-	1	0.50
MARCONI	2015	TAPIT	6	0	2021	ARG	22	0	-	0	-

[Click here for an alphabetical roster of 199 South American sires](#)

SOUTH AFRICA

TABLE 17: SH APEX MID-SEASON 24/25: SAF SIRES by A RUNNER INDEX

SIRE	YOB	HIS SIRE	23-24 WNRS	TOT SW	FFLS	ST	TOT RNS	A's	A Index	ABC's	ABC Index
TRIPPI	1997	END SWEEP	13	55	2009	SAF	546	33	3.02	71	1.63
VERCINGETORIX	2009	SILVANO	87	49	2016	SAF	1019	58	2.85	157	1.93
RAFEEF	2012	REDOUTE'S CHOICE	49	21	2018	SAF	512	25	2.44	57	1.39
GIMMETHEGREENLIGHT	2008	MORE THAN READY	80	69	2013	SAF	1467	68	2.32	158	1.35
LANCASTER BOMBER	2014	WAR FRONT	40	5	2020	DEAD	263	11	2.09	19	0.90
NEW PREDATOR	2012	NEW APPROACH	15	3	2020	SAF	131	4	1.53	9	0.86
ONE WORLD	2015	CAPTAIN AL	31	3	2021	SAF	136	4	1.47	15	1.38
VAR	1999	FOREST WILDCAT	15	58	2006	SAF	720	21	1.46	60	1.04
FLOWER ALLEY	2002	DISTORTED HUMOR	30	16	2016	SAF	667	19	1.42	66	1.24
FIRE AWAY	2012	WAR FRONT	19	5	2020	SAF	149	4	1.34	19	1.59
WHAT A WINTER	2007	WESTERN WINTER	43	26	2014	SAF	1213	32	1.32	112	1.15
POTALA PALACE	2008	SINGSPIEL	23	4	2015	SAF	342	9	1.32	26	0.95
FUTURA	2010	DYNASTY	21	15	2017	SAF	417	11	1.32	27	0.81
ORATORIO	2002	DANEHILL	11	26	2007	SAF	765	19	1.24	67	1.09
ACT OF WAR	2011	DYNASTY	10	5	2017	SAF	244	6	1.23	18	0.92
GOLD STANDARD	2013	TRIPPI	12	2	2019	SAF	122	3	1.23	8	0.82
IDEAL WORLD	2005	KINGMAMBO	26	29	2011	SAF	704	16	1.14	60	1.07
THE UNITED STATES	2010	GALILEO	23	5	2018	SAF	289	6	1.04	33	1.43
QUERARI	2006	OASIS DREAM	55	43	2012	SAF	1346	27	1.00	104	0.97
MASTER OF MY FATE	2009	JET MASTER	58	25	2015	SAF	1271	24	0.94	106	1.04
DANON PLATINA	2012	DEEP IMPACT	29	2	2020	SAF	212	4	0.94	13	0.77
CANFORD CLIFFS	2007	TAGULA	34	13	2013	SAF	855	15	0.88	64	0.94
ELUSIVE FORT	2002	FORT WOOD	13	16	2011	SAF	766	13	0.85	61	1.00
WILLOW MAGIC	2010	DUBAWI	10	1	2017	SAF	309	5	0.81	24	0.97
POMODORO	2008	JET MASTER	25	10	2015	SAF	740	12	0.81	41	0.69
ROYAL MO	2014	UNCLE MO	12	1	2019	SAF	127	2	0.79	10	0.98
CAPTAIN OF ALL	2010	CAPTAIN AL	23	7	2016	SAF	732	11	0.75	45	0.77
WILLIAM LONGSWORD	2013	CAPTAIN AL	38	10	2018	SAF	558	7	0.63	38	0.85
ERUPT	2012	DUBAWI	39	3	2019	SAF	356	4	0.56	23	0.81
HORIZON	2013	DYNASTY	9	0	2020	SAF	94	1	0.53	2	0.27
GLOBAL VIEW	2011	GALILEO	26	6	2017	SAF	572	6	0.52	23	0.50
HEAVENLY BLUE	2013	SNITZEL	9	1	2020	SAF	73	0	-	3	0.51
ADMIRAL KITTEN	2010	KITTEN'S JOY	5	0	2018	SAF	131	0	-	4	0.38

[Click here for an alphabetical roster of 33 South African sires](#)

HONG KONG

TABLE 18: SH APEX MID-SEASON 24/25: SIRES WITH 3+ AB RUNNERS IN HONG KONG

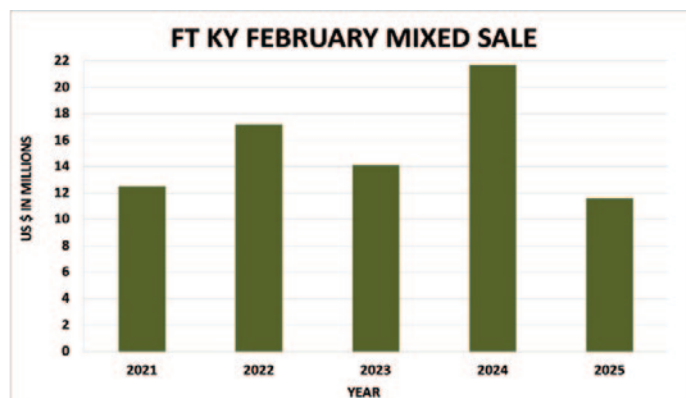
SIRE	YOB	HIS SIRE	24-25 TOT		FFLS	ST	HK RNRs	# AB RNR	AB Index	# ABC RNR	ABC Index
			HK WNRs	HK SW							
ACCLAMATION	1999	ROYAL APPLAUSE	2	2	2005	EU	45	4	2.22	5	1.39
ALL TOO HARD	2009	CASINO PRINCE	2	1	2014	AUS	79	6	1.90	10	1.58
ARCHIPENKO	2004	KINGMAMBO	1	3	2011	EU	23	4	4.35	4	2.17
ARTIE SCHILLER	2001	EL PRADO	0	0	2008	NA	31	3	2.42	4	1.61
CITYSCAPE	2006	SELKIRK	1	2	2015	EU	11	6	13.64	6	6.82
DARCI BRAHMA	2002	DANEHILL	1	4	2008	NZ	113	7	1.55	9	1.00
DEEP FIELD	2010	NORTHERN METEOR	11	4	2016	AUS	238	14	1.47	26	1.37
DEEP IMPACT	2002	SUNDAY SILENCE	0	3	2008	JP	26	9	8.65	10	4.81
DENMAN	2006	LONHRO	0	1	2015	NA	54	4	1.85	6	1.39
EPAULETTE	2009	COMMANDS	1	1	2015	EU	36	3	2.08	6	2.08
EXCEED AND EXCEL	2000	DANEHILL	3	6	2005	EU	168	8	1.19	13	0.97
FASTNET ROCK	2001	DANEHILL	2	4	2006	EU	105	4	0.95	11	1.31
GALILEO	1998	SADLER'S WELLS	0	3	2003	EU	24	5	5.21	5	2.60
HINCHINBROOK	2007	FASTNET ROCK	1	2	2012	AUS	99	6	1.52	11	1.39
I AM INVINCIBLE	2004	INVINCIBLE SPIRIT	4	1	2011	AUS	82	4	1.22	8	1.22
LONHRO	1998	OCTAGONAL	0	1	2004	NA	25	3	3.00	5	2.50
LOOKIN AT LUCKY	2007	SMART STRIKE	0	1	2012	NA	10	3	7.50	4	5.00
LORD KANALOA	2008	KING KAMEHAMEHA	2	1	2015	JP	17	3	4.41	3	2.21
MAGNUS	2002	FLYING SPUR	1	1	2009	AUS	41	5	3.05	14	4.27
MASTERCRAFTSMAN	2006	DANEHILL DANCER	1	1	2011	EU	40	3	1.88	4	1.25
MEDAGLIA D'ORO	1999	EL PRADO	1	1	2006	NA	51	5	2.45	5	1.23
MYBOYCHARLIE	2005	DANETIME	1	1	2010	EU	26	3	2.88	3	1.44
NO NAY NEVER	2011	SCAT DADDY	2	1	2016	EU	39	3	1.92	6	1.92
NOT A SINGLE DOUBT	2001	REDOUTE'S CHOICE	1	2	2006	AUS	95	9	2.37	10	1.32
OLYMPIC GLORY	2010	CHOISIR	0	1	2016	EU	13	3	5.77	3	2.88
PER INCANTO	2004	STREET CRY	3	0	2012	NZ	178	4	0.56	16	1.12
PIERRO	2009	LONHRO	2	1	2014	AUS	67	6	2.24	9	1.68
SACRED FALLS	2009	O'REILLY	2	2	2016	NZ	40	4	2.50	6	1.88
SAVABEEL	2001	ZABEEL	2	4	2006	NZ	124	6	1.21	12	1.21
SEBRING	2005	MORE THAN READY	0	3	2010	AUS	107	6	1.40	10	1.17
SMART MISSILE	2008	FASTNET ROCK	2	0	2013	AUS	150	3	0.50	6	0.50
SO YOU THINK	2006	HIGH CHAPARRAL	3	1	2013	EU	61	4	1.64	7	1.43
STAR WITNESS	2007	STARCRAFT	3	1	2012	AUS	94	5	1.33	13	1.73
STARCRAFT	2000	SOVIET STAR	0	3	2007	AUS	45	3	1.67	4	1.11
STARSPANGLED BANNER	2006	CHOISIR	7	3	2012	EU	93	12	3.23	19	2.55
STREET BOSS	2004	STREET CRY	2	1	2010	NA	45	3	1.67	4	1.11
SWEYNESSE	2011	LONHRO	2	1	2017	NZ	30	3	2.50	3	1.25
TEOFILO	2004	GALILEO	0	2	2009	EU	32	5	3.91	5	1.95
TORONADO	2010	HIGH CHAPARRAL	3	3	2016	EU	83	10	3.01	13	1.96
WRITTEN TYCOON	2002	IGLESIA	3	1	2008	AUS	92	6	1.63	11	1.49
ZOUSTAR	2010	NORTHERN METEOR	6	1	2015	AUS	111	6	1.35	11	1.24

*Statistics through 10 December, 2024

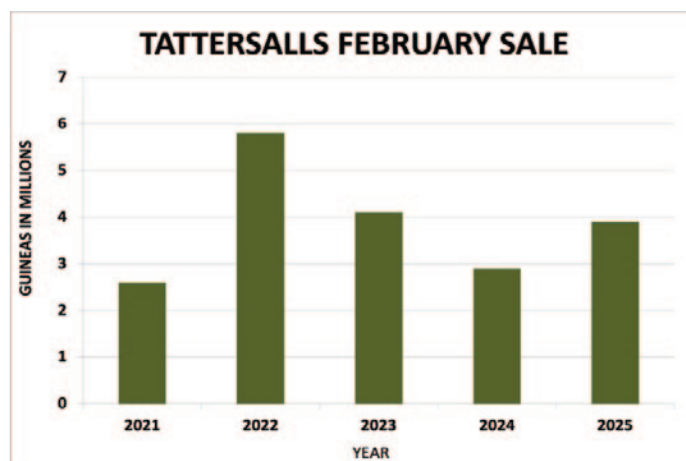
[Click here for an alphabetical roster of 299 Sires in Hong Kong](#)

SECTION 2: WORLDWIDE SALES TICKERS

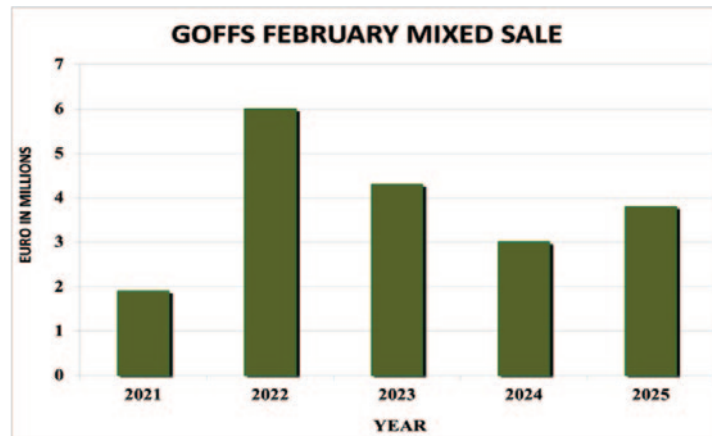
Through February 14, 2025



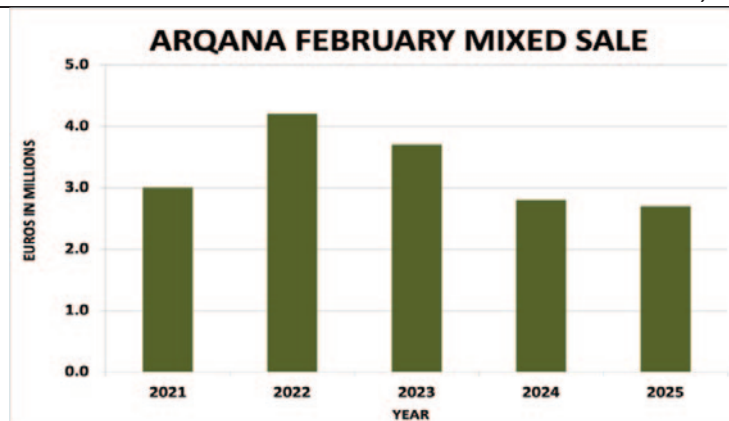
YEAR	CAT	RING	SOLD	% W/D	% S/R	% S/C	GROSS \$	AVG \$
2025	414	322	263	22.2%	81.7%	63.5%	11,626,500	44,207
2024	536	433	372	19.2%	85.9%	69.4%	21,687,000	58,298
2023	594	467	402	21.4%	86.1%	67.7%	14,105,200	35,088
2022	608	487	431	19.9%	88.5%	70.9%	17,245,500	40,013
2021	675	524	425	22.4%	81.1%	63.0%	12,506,700	29,428



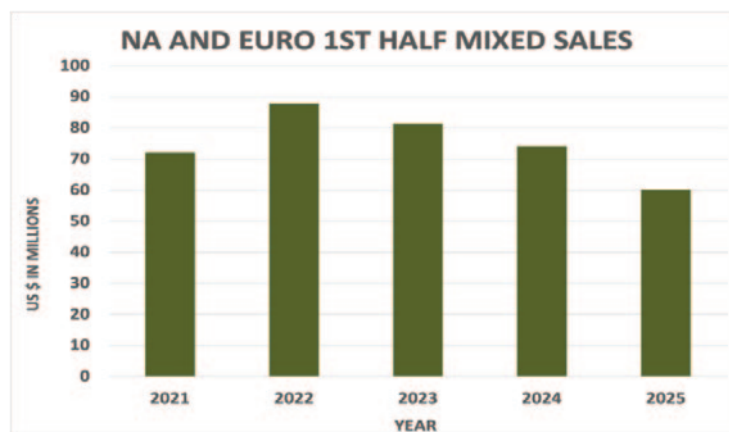
YEAR	CAT	RING	SOLD	% W/D	% S/R	% S/C	GROSS (gns)	AVG (gns)
2025	334	257	219	23.1%	85.2%	65.6%	3,949,500	18,034
2024	379	273	200	28.0%	73.3%	52.8%	2,863,000	14,315
2023	477	356	298	25.4%	83.7%	62.5%	4,141,800	13,899
2022	490	384	328	21.6%	85.4%	66.9%	5,849,100	17,833
2021	498	292	219	41.4%	75.0%	44.0%	2,564,400	11,710



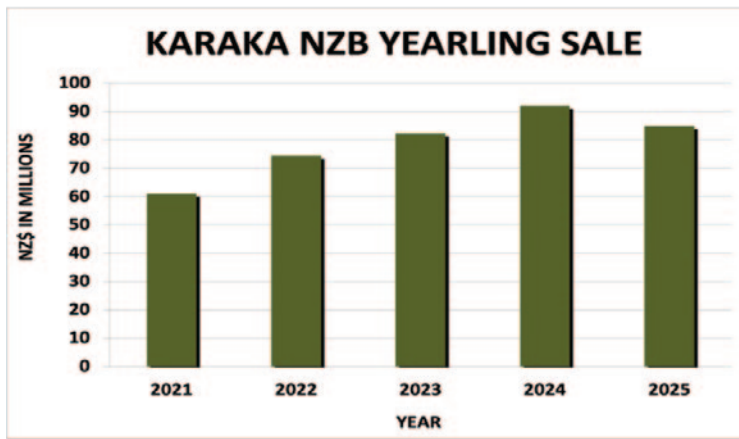
YEAR	CAT	RING	SOLD	% W/D	% S/R	% S/C	GROSS €	AVG €
2025	408	320	214	21.6%	66.9%	52.5%	3,857,500	18,026
2024	455	370	239	18.7%	64.6%	52.5%	3,082,400	12,897
2023	510	424	273	16.9%	64.4%	53.5%	4,348,550	15,929
2022	599	490	352	18.2%	71.8%	58.8%	6,020,200	17,103
2021	502	275	152	45.2%	55.3%	30.3%	1,946,600	12,807



YEAR	CAT	RING	SOLD	% W/D	% S/R	% S/C	GROSS €	AVG €
2025	328	281	225	14.3%	80.1%	68.6%	2,691,000	11,960
2024	363	309	241	14.9%	78.0%	66.4%	2,827,000	11,730
2023	361	307	242	15.0%	78.8%	67.0%	3,702,000	15,298
2022	451	375	299	16.9%	79.7%	66.3%	4,029,000	13,475
2021	380	323	261	15.0%	80.8%	68.7%	3,016,500	11,557



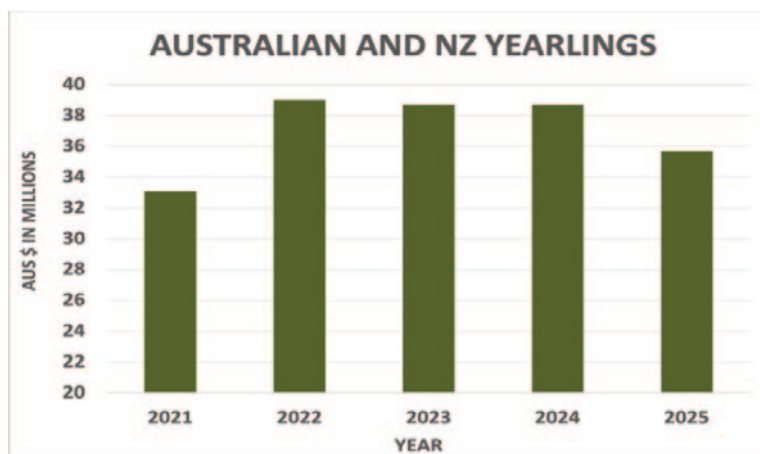
YEAR	CAT	RING	SOLD	% W/D	% S/R	% S/C	GROSS \$	AVG \$
2025	3,148	2,405	1,819	23.6%	75.6%	57.8%	59,946,056	32,956
2024	3,883	3,038	2,157	21.8%	71.0%	55.5%	74,178,793	34,390
2023	4,104	3,225	2,557	21.4%	79.3%	62.3%	81,515,582	31,879
2022	4,326	3,457	2,825	20.1%	81.7%	65.3%	87,850,435	31,097
2021	4,321	3,206	2,457	25.8%	76.6%	56.9%	72,085,972	29,339



YEAR	CAT	RING	SOLD	% W/D	% S/R	% S/C	GROSS \$	AVG \$
2025	1,088	931	858	14.4%	92.2%	78.9%	85,081,500	99,163
2024	1,125	984	757	12.5%	76.9%	67.3%	92,297,500	121,925
2023	1,079	958	742	11.2%	77.5%	68.8%	82,158,500	110,726
2022	1,103	947	701	14.1%	74.0%	63.6%	74,382,500	106,109
2021	918	791	647	13.8%	81.8%	70.5%	60,996,500	94,276



YEAR	CAT	RING	SOLD	% W/D	% S/R	% S/C	GROSS \$	AVG \$
2025	806	721	589	10.5%	81.7%	73.1%	54,548,000	92,611
2024	808	721	592	10.8%	82.1%	73.3%	55,387,000	93,559
2023	830	721	650	13.1%	90.2%	78.3%	61,411,500	94,479
2022	810	740	680	8.6%	91.9%	84.0%	73,209,000	107,660
2021	803	707	643	12.0%	90.9%	80.1%	58,231,000	90,561



YEAR	CAT	RING	SOLD	% W/D	% S/R	% S/C	GROSS \$	AVG \$
2025	3,295	2,799	2,456	15.1%	87.7%	74.5%	357,073,500	145,388
2024	3,408	3,042	2,467	10.7%	81.1%	72.4%	386,801,500	156,790
2023	3,188	2,822	2,400	11.5%	85.0%	75.3%	386,820,000	161,175
2022	3,148	2,836	2,394	9.9%	84.4%	76.0%	390,261,500	163,016
2021	3,007	2,667	2,306	11.3%	86.5%	76.7%	330,948,500	143,516

SECTION 3: SALES SECTOR SUMMARIES- NAEU MIXED SALES

NORTH AMERICAN WEANLING/SHORT YRLG SALES RESULTS TOP 50 SIRES BY AVERAGE, 2+ SOLD

Thru February 14, 2025

SIRE NAME	YOB	HIS SIRE	FFLS	ST	2023 FEE	2025 FEE	# RING	# SOLD	US\$ AVG	US\$ MED
GUN RUNNER	2013	CANDY RIDE	2019	KY	PVT	250,000	2	2	1,145,108	1,145,108
FLIGHTLINE	2018	TAPIT	2024	KY	200,000	150,000	8	8	655,896	537,500
CURLIN	2004	SMART STRIKE	2010	KY	225,000	225,000	3	3	600,000	725,000
INTO MISCHIEF	2005	HARLAN'S HOLIDAY	2010	KY	250,000	250,000	4	3	558,333	500,000
TAPIT	2001	PULPIT	2006	KY	185,000	185,000	2	2	387,500	387,500
LIFE IS GOOD	2018	INTO MISCHIEF	2024	KY	100,000	75,000	12	8	325,625	325,000
JUSTIFY	2015	SCAT DADDY	2020	KY	100,000	250,000	15	14	286,692	249,347
NOT THIS TIME	2014	GIANT'S CAUSEWAY	2018	KY	135,000	175,000	6	4	268,750	237,500
CONSTITUTION	2011	TAPIT	2017	KY	110,000	110,000	6	4	247,500	260,000
QUALITY ROAD	2006	ELUSIVE QUALITY	2012	KY	200,000	150,000	9	6	223,166	190,000
NYQUIST	2013	UNCLE MO	2018	KY	55,000	175,000	13	9	208,333	230,000
SPEIGHTSTOWN	1998	GONE WEST	2006	DEAD	80,000	-	6	4	177,500	112,500
UNCLE MO	2008	INDIAN CHARLIE	2013	DEAD	150,000	125,000	20	15	167,333	180,000
TWIRLING CANDY	2007	CANDY RIDE	2013	KY	60,000	60,000	14	13	151,692	145,000
STREET SENSE	2004	STREET CRY	2009	KY	75,000	50,000	6	6	151,666	145,000
JACKIE'S WARRIOR	2018	MACLEAN'S MUSIC	2024	KY	50,000	35,000	32	28	151,482	147,500
GOOD MAGIC	2015	CURLIN	2020	KY	50,000	125,000	17	14	150,000	135,000
MEDAGLIA D'ORO	1999	EL PRADO	2006	KY	100,000	75,000	5	4	140,000	135,000
MCKINZIE	2015	STREET SENSE	2022	KY	30,000	75,000	34	32	134,812	110,000
GHOSTZAPPER	2000	AWESOME AGAIN	2007	KY	75,000	PVT	4	4	131,250	130,000
CANDY RIDE	1999	RIDE THE RAILS	2006	KY	75,000	75,000	4	3	130,000	75,000
ESSENTIAL QUALITY	2018	TAPIT	2023	KY	75,000	50,000	10	7	110,785	90,000
PRACTICAL JOKE	2014	INTO MISCHIEF	2019	KY	25,000	75,000	40	29	100,913	95,000
GOLDEN PAL	2018	UNCLE MO	2024	KY	30,000	20,000	63	49	97,897	80,000
OLYMPIAD	2018	SPEIGHTSTOWN	2024	KY	35,000	35,000	48	34	97,750	62,500
CORNICHE	2019	QUALITY ROAD	2024	KY	30,000	15,000	33	25	96,108	80,000
CHARLATAN	2017	SPEIGHTSTOWN	2023	KY	50,000	50,000	33	27	95,962	85,000
EPICENTER	2019	NOT THIS TIME	2024	KY	45,000	35,000	53	33	93,939	85,000
MUNNINGS	2006	SPEIGHTSTOWN	2012	KY	100,000	65,000	20	18	93,777	92,500
JACK CHRISTOPHER	2019	MUNNINGS	2024	KY	45,000	25,000	61	44	93,227	77,500
MAXFIELD	2017	STREET SENSE	2023	KY	40,000	40,000	15	14	92,214	70,000
CITY OF LIGHT	2014	QUALITY ROAD	2020	KY	60,000	35,000	4	2	85,000	85,000
LIAM'S MAP	2011	UNBRIDLED'S SONG	2017	KY	40,000	40,000	13	12	83,166	82,500
YAUPON	2017	UNCLE MO	2023	KY	30,000	25,000	42	37	76,729	60,000
VEKOMA	2017	CANDY RIDE	2022	KY	15,000	35,000	53	42	75,333	62,500
MANDALOUN	2018	INTO MISCHIEF	2024	KY	25,000	15,000	25	22	74,613	55,000
WAR FRONT	2002	DANZIG	2008	KY	100,000	75,000	3	3	72,452	50,000
CYBERKNIFE	2019	GUN RUNNER	2024	KY	30,000	20,000	45	34	70,397	60,000
VIOLENCE	2010	MEDAGLIA D'ORO	2015	KY	40,000	30,000	11	9	69,444	65,000
COMPLEXITY	2016	MACLEAN'S MUSIC	2022	KY	12,500	25,000	13	10	66,650	41,250
AMERICAN PHAROAH	2012	PIONEEROF THE NILE	2017	KY	60,000	45,000	10	8	66,125	62,500
EARLY VOTING	2019	GUN RUNNER	2024	KY	25,000	12,500	33	21	64,000	35,000
MACLEAN'S MUSIC	2008	DISTORTED HUMOR	2014	KY	50,000	40,000	29	26	59,653	48,500
OSCAR PERFORMANCE	2014	KITTEN'S JOY	2020	KY	20,000	45,000	21	17	58,147	35,000
NASHVILLE	2017	SPEIGHTSTOWN	2024	KY	15,000	15,000	42	31	57,500	40,000
NASHVILLE	2017	SPEIGHTSTOWN	2024	KY	15,000	15,000	42	31	57,500	40,000
TIZ THE LAW	2017	CONSTITUTION	2022	KY	30,000	30,000	27	19	55,736	50,000
OMAHA BEACH	2016	WAR FRONT	2021	KY	30,000	35,000	31	20	52,800	31,500
DRAIN THE CLOCK	2018	MACLEAN'S MUSIC	2024	KY	10,000	10,000	60	51	50,303	42,000
ARMY MULE	2014	FRIESAN FIRE	2020	KY	12,500	20,000	35	25	45,780	32,000

[For a complete roster of all 229 North American sires with weanlings/short yearlings sold in 24/25, please click here](#)

NORTH AMERICAN COVERING SIRE SALES RESULTS TOP 50 SIRES BY AVERAGE, 2+ SOLD

Thru February 14, 2025

SIRE NAME	YOB	HIS SIRE	FFLS	ST	2024 FEE	2025 FEE	# RING	# SOLD	US\$ AVG	US\$ MED
INTO MISCHIEF	2005	HARLAN'S HOLIDAY	2010	KY	250,000	250,000	18	10	1,398,500	1,150,000
CURLIN	2004	SMART STRIKE	2010	KY	225,000	225,000	8	6	1,062,500	737,500
GUN RUNNER	2013	CANDY RIDE	2019	KY	PVT	250,000	7	5	965,000	800,000
JUSTIFY	2015	SCAT DADDY	2020	KY	100,000	250,000	28	21	671,743	525,000
GOOD MAGIC	2015	CURLIN	2020	KY	50,000	125,000	9	7	604,285	500,000
NOT THIS TIME	2014	GIANT'S CAUSEWAY	2018	KY	135,000	175,000	13	9	455,555	375,000
FLIGHTLINE	2018	TAPIT	2024	KY	200,000	150,000	14	10	363,000	322,500
NYQUIST	2013	UNCLE MO	2018	KY	55,000	175,000	21	19	360,631	260,000
CONSTITUTION	2011	TAPIT	2017	KY	110,000	110,000	15	13	341,500	330,000
UNCLE MO	2008	INDIAN CHARLIE	2013	DEAD	150,000	125,000	18	16	333,750	255,000
CANDY RIDE	1999	RIDE THE RAILS	2006	KY	75,000	75,000	12	11	315,000	180,000
ELITE POWER	2018	CURLIN	2025	KY	-	50,000	30	21	270,238	220,000
QUALITY ROAD	2006	ELUSIVE QUALITY	2012	KY	200,000	150,000	10	8	250,000	262,500
MUNNINGS	2006	SPEIGHTSTOWN	2012	KY	100,000	65,000	13	9	236,111	225,000
WAR FRONT	2002	DANZIG	2008	KY	100,000	75,000	9	9	222,444	105,000
CODY'S WISH	2018	CURLIN	2025	KY	-	65,000	19	16	218,250	200,000
LIFE IS GOOD	2018	INTO MISCHIEF	2024	KY	100,000	75,000	20	16	212,187	185,000
TAPIT	2001	PULPIT	2006	KY	185,000	185,000	3	2	166,000	166,000
FORTE	2020	VIOLENCE	2025	KY	-	45,000	32	27	155,703	150,000
TWIRLING CANDY	2007	CANDY RIDE	2013	KY	60,000	60,000	13	9	135,000	150,000
JACK CHRISTOPHER	2019	MUNNINGS	2024	KY	45,000	25,000	21	18	125,055	47,500
AMERICAN PHAROAH	2012	PIONEEROF THE NILE	2017	KY	60,000	45,000	12	7	117,583	100,000
CHARLATAN	2017	SPEIGHTSTOWN	2023	KY	50,000	50,000	29	27	115,962	65,000
PRACTICAL JOKE	2014	INTO MISCHIEF	2019	KY	25,000	75,000	30	24	115,833	85,000
STREET SENSE	2004	STREET CRY	2009	KY	75,000	50,000	10	6	105,833	85,000
TAIBA	2019	GUN RUNNER	2025	KY	-	30,000	50	37	102,891	65,000
MCKINZIE	2015	STREET SENSE	2022	KY	30,000	75,000	33	27	100,277	75,000
UP TO THE MARK	2019	NOT THIS TIME	2025	KY	-	25,000	35	27	97,629	75,000
VIOLENCE	2010	MEDAGLIA D'ORO	2015	KY	40,000	30,000	6	4	93,375	95,000
AUTHENTIC	2017	INTO MISCHIEF	2022	KY	60,000	25,000	16	9	91,888	75,000
BOLT D'ORO	2015	MEDAGLIA D'ORO	2020	KY	35,000	30,000	10	9	89,000	50,000
BLAME	2006	ARCH	2012	KY	25,000	25,000	9	6	87,896	47,500
GUNITE	2019	GUN RUNNER	2025	KY	-	30,000	38	31	86,435	65,000
LIAM'S MAP	2011	UNBRIDLED'S SONG	2017	KY	40,000	40,000	17	14	84,142	66,000
ARCANGELO	2020	ARROGATE	2025	KY	-	35,000	28	24	83,708	60,000
ESSENTIAL QUALITY	2018	TAPIT	2023	KY	75,000	50,000	16	14	77,607	67,500
YAUPON	2017	UNCLE MO	2023	KY	30,000	25,000	31	23	71,847	44,000
CITY OF LIGHT	2014	QUALITY ROAD	2020	KY	60,000	35,000	22	17	70,117	50,000
OMAHA BEACH	2016	WAR FRONT	2021	KY	30,000	35,000	21	16	65,375	56,000
GIRVIN	2014	TALE OF EKATI	2020	KY	20,000	25,000	26	14	63,928	28,500
MACLEAN'S MUSIC	2008	DISTORTED HUMOR	2014	KY	50,000	40,000	21	18	63,472	47,500
EPICENTER	2019	NOT THIS TIME	2024	KY	45,000	35,000	19	16	63,000	55,000
ZANDON	2019	UPSTART	2025	KY	-	10,000	8	5	61,400	19,000
JACKIE'S WARRIOR	2018	MACLEAN'S MUSIC	2024	KY	50,000	35,000	22	18	60,777	45,000
TONALIST	2011	TAPIT	2017	KY	10,000	10,000	5	4	57,500	50,500
MAXFIELD	2017	STREET SENSE	2023	KY	40,000	40,000	16	12	57,166	25,000
MAGE	2020	GOOD MAGIC	2025	KY	-	25,000	30	20	55,200	50,000
ARABIAN LION	2020	JUSTIFY	2025	KY	-	20,000	27	20	53,475	40,000
HARD SPUN	2004	DANZIG	2009	KY	35,000	25,000	18	17	53,000	30,000
OSCAR PERFORMANCE	2014	KITTEN'S JOY	2020	KY	20,000	45,000	16	12	51,166	37,500

For a complete roster of all 246 North American covering sires with in-foal mares sold at 24/25 sales, please [click here](#)

EUROPEAN WEANLING/SHORT YEARLING SALES RESULTS TOP 50 SIRES BY AVERAGE, 2+ SOLD

Thru February 14, 2025

SIRE NAME	YOB	HIS SIRE	FFLS	ST	2023 FEE	2025 FEE	# RING	# SOLD	US\$ AVG	US\$ MED
FRANKEL	2008	GALILEO	2014	ENG	275,000	350,000	6	5	1,518,639	1,132,319
SEA THE STARS	2006	CAPE CROSS	2011	IRE	180,000	250,000	8	8	509,932	179,892
NIGHT OF THUNDER	2011	DUBAWI	2017	IRE	100,000	150,000	12	11	342,184	307,295
WOOTTON BASSETT	2008	IFFRAAJ	2013	IRE	150,000	300,000	11	11	340,038	293,070
BAAEED	2018	SEA THE STARS	2024	ENG	80,000	65,000	10	9	317,880	346,356
LOPE DE VEGA	2007	SHAMARDAL	2012	IRE	125,000	175,000	21	20	270,188	211,927
KINGMAN	2011	INVINCIBLE SPIRIT	2016	ENG	125,000	125,000	11	11	253,630	266,428
CAMELOT	2009	MONTJEU	2015	IRE	60,000	75,000	12	12	231,526	138,056
TOO DARN HOT	2016	DUBAWI	2021	ENG	40,000	90,000	27	26	202,489	142,870
BLUE POINT	2014	SHAMARDAL	2021	IRE	35,000	100,000	39	31	169,577	169,542
MEHMAS	2014	ACCLAMATION	2018	IRE	60,000	70,000	25	23	128,131	105,963
HAVANA GREY	2015	HAVANA GOLD	2020	ENG	18,500	PVT	51	43	113,859	86,589
NO NAY NEVER	2011	SCAT DADDY	2016	IRE	175,000	125,000	6	5	111,308	79,928
NEW BAY	2012	DUBAWI	2018	IRE	75,000	75,000	11	11	105,708	93,267
ST MARK'S BASILICA	2018	SIYOUNI	2023	IRE	65,000	40,000	16	14	95,624	90,070
SIYOUNI	2007	PIVOTAL	2012	FR	150,000	200,000	4	2	94,307	94,307
BLACKBEARD	2020	NO NAY NEVER	2024	IRE	25,000	17,500	31	28	89,088	53,037
STARSPANGLED BANNER	2006	CHOISIR	2012	IRE	50,000	45,000	40	33	80,652	65,697
GHAIIYATH	2015	DUBAWI	2022	IRE	25,000	20,000	28	22	74,579	46,812
STUDY OF MAN	2015	DEEP IMPACT	2021	ENG	12,500	25,000	4	3	74,026	29,034
DARK ANGEL	2005	ACCLAMATION	2009	IRE	60,000	60,000	22	19	64,960	63,578
RAVEN'S PASS	2005	ELUSIVE QUALITY	2010	IRE	7,000	7,500	4	2	64,568	64,568
PALACE PIER	2017	KINGMAN	2023	ENG	50,000	32,000	19	15	61,682	46,624
HELLO YOU MZAIN	2016	KODIAC	2022	FR	22,500	40,000	11	10	61,184	59,183
SIOUX NATION	2015	SCAT DADDY	2020	IRE	17,500	30,000	64	57	60,663	46,633
PINATUBO	2017	SHAMARDAL	2022	ENG	35,000	30,000	23	21	59,618	59,946
MINZAAL	2018	MEHMAS	2024	IRE	15,000	12,500	49	47	58,917	55,429
OASIS DREAM	2000	GREEN DESERT	2005	ENG	20,000	15,000	9	6	54,735	47,061
TEOFILO	2004	GALILEO	2009	IRE	30,000	30,000	3	2	54,047	54,047
SEA THE MOON	2011	SEA THE STARS	2016	ENG	25,000	22,500	21	18	52,797	53,139
PERFECT POWER	2019	ARDAD	2024	ENG	15,000	7,500	29	27	51,929	39,589
MUHAARAR	2012	OASIS DREAM	2017	FR	7,500	14,000	4	3	50,728	52,842
SHOWCASING	2007	OASIS DREAM	2012	ENG	45,000	35,000	38	33	49,378	46,191
ACCLAMATION-GB	1999	ROYAL APPLAUSE	2005	DEAD	27,500	-	9	8	48,949	43,901
CHURCHILL	2014	GALILEO	2019	IRE	30,000	25,000	28	26	47,861	39,592
KODIAC	2001	DANEHILL	2008	IRE	40,000	25,000	22	21	47,252	40,274
NATHANIEL	2008	GALILEO	2014	ENG	15,000	20,000	23	13	46,419	29,864
THUNDER MOON	2018	ZOFFANY	2024	FR	6,000	5,000	7	5	46,056	47,525
SAXON WARRIOR	2015	DEEP IMPACT	2020	IRE	35,000	15,000	25	22	45,861	34,442
ZOUSTAR	2010	NORTHERN METEOR	2020	AUS	30,000	-	8	7	45,561	29,034
GLENEAGLES	2012	GALILEO	2017	IRE	17,500	20,000	11	9	43,942	21,087
SPACE BLUES	2016	DUBAWI	2023	IRE	16,000	16,000	34	30	40,695	30,647
BAYSIDE BOY	2019	NEW BAY	2024	IRE	15,000	12,500	26	19	38,546	39,592
STAR MAN	2017	DUTCH ART	2023	IRE	15,000	10,000	30	24	37,636	23,256
VICTOR LUDORUM	2017	SHAMARDAL	2023	FR	15,000	15,000	14	11	36,997	31,683
GALIWAY	2011	GALILEO	2017	FR	30,000	30,000	10	7	35,856	15,852
KAMEKO	2017	KITTEN'S JOY	2022	ENG	15,000	20,000	31	28	35,644	21,101
CRACKSMAN	2014	FRANKEL	2020	ENG	17,500	12,500	18	14	35,367	22,594
MOHAATHER	2016	SHOWCASING	2022	ENG	15,000	15,000	29	20	33,632	22,585
INVINCIBLE SPIRIT	1997	GREEN DESERT	2004	RETIRED	Private	-	26	19	32,392	22,120

[For a complete roster of all 176 European sires with weanlings/short yearlings sold at 24/25 sales, please click here](#)

EUROPEAN COVERING SIRE SALES RESULTS TOP 50 SIRES BY AVERAGE, 2+ SOLD

Thru February 14, 2025

SIRE NAME	YOB	HIS SIRE	FFLS	ST	2024 FEE	2025 FEE	# RING	# SOLD	US\$ AVG	US\$ MED
WOOTTON BASSETT	2008	IFFRAAJ	2013	IRE	150,000	300,000	13	10	535,046	471,730
LOPE DE VEGA	2007	SHAMARDAL	2012	IRE	125,000	175,000	2	2	519,322	519,322
NIGHT OF THUNDER	2011	DUBAWI	2017	IRE	100,000	150,000	7	6	507,477	518,435
KINGMAN	2011	INVINCIBLE SPIRIT	2016	ENG	125,000	125,000	5	4	421,349	407,511
TOO DARN HOT	2016	DUBAWI	2021	ENG	40,000	90,000	24	17	315,439	281,616
BLUE POINT	2014	SHAMARDAL	2021	IRE	35,000	100,000	9	8	287,485	278,966
MODERN GAMES	2019	DUBAWI	2025	ENG	-	30,000	11	11	273,484	159,458
NEW BAY	2012	DUBAWI	2018	IRE	75,000	75,000	6	6	265,763	272,407
HAVANA GREY	2015	HAVANA GOLD	2020	ENG	18,500	PVT	10	8	264,635	196,992
BAAEED	2018	SEA THE STARS	2024	ENG	80,000	65,000	4	3	262,713	199,322
FARHH	2008	PIVOTAL	2015	ENG	PVT	PVT	4	3	255,398	106,924
ZARAK	2013	DUBAWI	2019	FR	60,000	80,000	9	9	230,584	169,078
DARK ANGEL	2005	ACCLAMATION	2009	IRE	60,000	60,000	6	6	205,226	126,237
SEA THE MOON	2011	SEA THE STARS	2016	ENG	25,000	22,500	7	6	197,630	32,351
CHALDEAN	2020	FRANKEL	2025	ENG	-	25,000	22	19	196,552	106,305
MEHMAS	2014	ACCLAMATION	2018	IRE	60,000	70,000	8	5	151,762	160,386
CAMELOT	2009	MONTJEU	2015	IRE	60,000	75,000	6	6	150,595	123,538
TEOFILO	2004	GALILEO	2009	IRE	30,000	30,000	7	4	129,114	129,882
LITTLE BIG BEAR	2020	NO NAY NEVER	2025	IRE	-	20,000	7	7	128,314	136,166
STARSPANGLED BANNER	2006	CHOISIR	2012	IRE	50,000	45,000	8	7	117,802	78,557
GLENEAGLES	2012	GALILEO	2017	IRE	17,500	20,000	7	7	116,508	50,564
NATHANIEL	2008	GALILEO	2014	ENG	15,000	20,000	10	9	115,587	79,729
ST MARK'S BASILICA	2018	SIYOUNI	2023	IRE	65,000	40,000	9	6	112,229	100,596
NATIVE TRAIL	2019	OASIS DREAM	2025	IRE	-	16,000	10	10	106,162	58,353
SHOWCASING	2007	OASIS DREAM	2012	ENG	45,000	35,000	13	13	105,547	55,810
GHAIIYATH	2015	DUBAWI	2022	IRE	25,000	20,000	8	8	99,639	60,227
ACE IMPACT	2020	CRACKSMAN	2025	FR	-	40,000	13	12	95,618	71,333
CHURCHILL	2014	GALILEO	2019	IRE	30,000	25,000	9	8	89,973	72,544
MINZAAL	2018	MEHMAS	2024	IRE	15,000	12,500	6	4	85,366	60,751
PALACE PIER	2017	KINGMAN	2023	ENG	50,000	32,000	15	12	83,583	64,610
GALIWAY	2011	GALILEO	2017	FR	30,000	30,000	10	8	75,954	75,050
PERFECT POWER	2019	ARDAD	2024	ENG	15,000	7,500	6	5	75,757	59,878
SHAQUILLE	2020	CHARM SPIRIT	2025	ENG	-	15,000	26	21	75,080	46,779
SIOUX NATION	2015	SCAT DADDY	2020	IRE	17,500	30,000	13	13	72,578	52,371
PINATUBO	2017	SHAMARDAL	2022	ENG	35,000	30,000	16	14	67,967	55,210
PHOENIX OF SPAIN	2016	LOPE DE VEGA	2021	IRE	12,000	10,000	10	8	64,428	12,569
KAMEKO	2017	KITTEN'S JOY	2022	ENG	15,000	20,000	29	28	63,279	47,341
STUDY OF MAN	2015	DEEP IMPACT	2021	ENG	12,500	25,000	14	9	63,080	66,440
HELLO YOU MZAIN	2016	KODIAC	2022	FR	22,500	40,000	20	16	59,686	53,899
MOSTAHDAF	2018	FRANKEL	2025	ENG	-	12,500	10	10	59,333	52,239
EREVANN	2019	DUBAWI	2025	FR	-	8,000	16	14	56,535	19,016
KODIAC	2001	DANEHILL	2008	IRE	40,000	25,000	4	2	56,299	56,299
EARTHLIGHT	2017	SHAMARDAL	2022	IRE	15,000	12,500	7	7	54,536	50,789
GOOD GUESS	2020	KODIAC	2025	IRE	-	12,500	11	7	52,962	56,561
SOLDIER'S CALL	2016	SHOWCASING	2021	ENG	7,500	6,000	18	16	52,006	19,399
TRIPLE TIME	2019	FRANKEL	2025	ENG	-	10,000	13	10	51,160	46,079
SOTTSASS	2016	SIYOUNI	2022	JPN	25,000	-	8	7	50,752	33,288
VADENI	2019	CHURCHILL	2025	FR	-	18,000	8	7	46,700	41,897
SPACE BLUES	2016	DUBAWI	2023	IRE	16,000	16,000	18	14	46,110	43,992
KING OF CHANGE	2016	FARHH	2022	IRE	6,000	-	7	4	41,873	3,252

[For a complete roster of all 123 European covering sires with in-foal mares sold at 24/25 sales, please click here](#)

SECTION 4. AUSTRALIAN YEARLING SALES

AUSTRALASIAN YEARLING SALES PREVIEW- SIRES WITH 9+ CATALOGUED

SIRE NAME	FFLS	ST	2024 FEE	2022 FEE	25 YRLG # SOLD	25 YRLG AVG AU\$	MELB PREM	MELB SHOW	TOTAL ING EASTER	TOTAL
ALABAMA EXPRESS	2021	VIC	55,000	22,000	9	160,667	14	0	1	15
ALL TOO HARD	2014	NSW	38,500	38,500	19	134,895	7	1	2	10
BIVOUCAC	2022	NSW	55,000	66,000	32	98,594	9	2	4	15
BLUE POINT	2021	VIC	44,000	44,000	3	200,000	10	3	1	14
CAPITALIST	2018	NSW	66,000	99,000	59	144,441	10	0	0	10
DIRTY WORK	2022	VIC	13,200	16,500	6	47,500	5	10	0	15
DOUBTLAND	2022	VIC	13,200	16,500	3	41,333	4	8	0	12
DUNDEEL	2015	NSW	88,000	66,000	21	179,857	10	0	10	20
EARTHLIGHT	2022	VIC	-	22,000	5	47,380	4	6	0	10
EXCEED AND EXCEL	2005	RETIRE	-	132,000	13	216,538	3	0	6	9
EXTREME CHOICE	2018	NSW	275,000	275,000	12	478,333	3	0	13	16
FARNAN	2022	NSW	55,000	55,000	43	180,453	13	1	11	25
FRANKEL	2014	ENG	-	-	5	682,000	7	0	12	19
GHAIYYATH	2022	VIC	27,500	27,500	5	73,400	6	5	0	11
GRUNT	2020	VIC	22,000	13,750	1	130,000	5	5	0	10
HANSEATIC	2022	VIC	16,500	17,600	6	87,500	17	11	0	28
HARRY ANGEL	2020	NSW	38,500	16,500	25	119,160	8	9	0	17
HELLBENT	2019	NSW	38,500	22,000	44	122,398	11	2	0	13
HOME AFFAIRS	2023	NSW	82,500	110,000	68	307,691	13	1	28	42
I AM IMMORTAL	2021	VIC	13,750	13,750	-	-	2	7	0	9
I AM INVINCIBLE	2011	NSW	275,000	247,500	43	542,302	11	0	32	43
KERMADEC	2017	NSW	16,500	16,500	-	-	1	7	1	9
KING'S LEGACY	2022	NSW	22,000	33,000	26	82,212	4	4	1	9
LUCKY VEGA	2022	VIC	16,500	19,250	12	161,750	8	5	1	14
MAURICE	2018	JPN	55,000	82,500	31	168,855	13	0	12	25
NICCONI	2011	VIC	16,500	22,000	14	120,411	7	11	0	18
OLE KIRK	2022	NSW	55,000	55,000	31	158,435	12	1	10	23
PALACE PIER	2023	NSW	-	55,000	17	144,882	6	1	2	9
PIERRO	2014	NSW	55,000	99,000	13	99,846	8	2	5	15
PINATUBO	2023	NSW	55,000	55,000	30	164,117	12	0	8	20
RUBICK	2016	VIC	27,500	22,000	2	49,250	8	11	0	19
RUSSIAN REVOLUTION	2019	NSW	66,000	71,500	37	91,432	9	5	2	16
SHALAA	2018	VIC	19,800	33,000	7	34,357	5	5	0	10
SHAMUS AWARD	2015	VIC	38,500	88,000	9	96,778	19	4	1	24
SNITZEL	2007	NSW	247,500	220,000	32	678,594	8	0	45	53
SO YOU THINK	2013	NSW	82,500	93,500	29	138,259	15	0	33	48
ST MARK'S BASILICA	2023	NSW	38,500	44,000	39	170,615	4	0	8	12
STAY INSIDE	2023	NSW	55,000	77,000	50	233,540	13	1	12	26
STREET BOSS	2010	NSW	66,000	77,000	10	189,500	9	0	4	13
TAGALOA	2022	VIC	22,000	30,250	11	110,273	11	14	0	25
TASSORT	2021	NSW	38,500	11,000	29	122,741	5	1	3	9
THE AUTUMN SUN	2020	NSW	-	66,000	34	190,706	14	0	13	27
TOO DARN HOT	2021	NSW	-	44,000	29	250,431	6	0	18	24
TORONADO	2016	VIC	88,000	88,000	28	193,304	21	0	12	33
TRAPEZE ARTIST	2020	NSW	55,000	55,000	39	71,910	3	5	1	9
WILD RULER	2023	NSW	27,500	38,500	43	100,198	8	0	2	10
WOODED	2023	VIC	22,000	22,000	1	180,000	4	5	0	9
WOOTTON BASSETT	2022	NSW	192,500	71,500	42	357,488	13	0	17	30
WRITTEN BY	2020	NSW	22,000	27,500	21	105,952	6	3	0	9
WRITTEN TYCOON	2008	VIC	PVT	165,000	18	465,833	22	0	10	32
ZOUSAIN	2021	NSW	27,500	22,000	29	104,655	9	1	3	13
ZOUSTAR	2015	NSW	275,000	198,000	29	393,621	14	0	36	50

For a complete roster of all 128 sires with yearlings catalogued at Inglis Easter or Melbourne, please [click here](#)

AUSTRALASIAN YEARLING SALES PREVIEW- SIRES WITH FIRST FOALS 2022

SIRE NAME	FFLS	ST	2024 FEE	2022 FEE	25 YRLG # SOLD	25 YRLG AVG \$	MELB PREM	MELB SHOW	TOTAL ING EASTER	TOTAL
ANDERS	2022	NSW	16,500	16,500	22	51,614	1	4	0	5
BIVOUCAC	2022	NSW	55,000	66,000	32	98,594	9	2	4	15
COOL AZA BEEL	2022	NSW	16,500	16,500	18	49,778	1	0	1	2
DIRTY WORK	2022	VIC	13,200	16,500	6	47,500	5	10	0	15
DOUBTLAND	2022	VIC	13,200	16,500	3	41,333	4	8	0	12
EARTHLIGHT	2022	VIC	-	22,000	5	47,380	4	6	0	10
FARNAN	2022	NSW	55,000	55,000	43	180,453	13	1	11	25
FIERCE IMPACT	2022	VIC	13,750	16,500	6	90,458	2	3	1	6
GHAIYYATH	2022	VIC	27,500	27,500	5	73,400	6	5	0	11
GRAFF	2022	NSW	9,900	13,200	2	48,500	0	1	0	1
HANSEATIC	2022	VIC	16,500	17,600	6	87,500	17	11	0	28
HELLO YOUMZAIN	2022	NZ	30,000	30,000	44	78,852	0	0	2	2
KING'S LEGACY	2022	NSW	22,000	33,000	26	82,212	4	4	1	9
LUCKY VEGA	2022	VIC	16,500	19,250	12	161,750	8	5	1	14
NORTH PACIFIC	2022	NSW	16,500	22,000	16	65,500	0	1	1	2
OLE KIRK	2022	NSW	55,000	55,000	31	158,435	12	1	10	23
PELTZER	2022	NSW	-	16,500	5	130,000	0	1	0	1
PRAGUE	2022	NSW	13,200	16,500	14	85,321	1	1	0	2
RUSSIAN CAMELOT	2022	VIC	19,800	22,000	4	78,500	2	6	0	8
TAGALOA	2022	VIC	22,000	30,250	11	110,273	11	14	0	25
WOOTTON BASSETT	2022	NSW	192,500	71,500	42	357,488	13	0	17	30

AUSTRALASIAN YEARLING SALES PREVIEW- SIRES WITH FIRST FOALS 2023

SIRE NAME	FFLS	ST	2024 FEE	2022 FEE	25 YRLG # SOLD	25 YRLG AVG \$	MELB PREM	MELB SHOW	TOTAL ING EASTER	TOTAL
ACROBAT	2023	NSW	13,750	13,750	23	67,033	1	4	2	7
CAPTIVANT	2023	NSW	22,000	27,500	19	75,947	1	2	2	5
DELAWARE	2023	VIC	7,700	9,900	-	-	0	1	0	1
EXTREME WARRIOR	2023	VIC	16,500	24,750	7	65,714	2	0	0	2
FINANCE TYCOON	2023	NSW	-	13,200	-	-	0	1	0	1
HOME AFFAIRS	2023	NSW	82,500	110,000	68	307,691	13	1	28	42
NOVERRE	2023	NZ	10,000	10,000	36	101,893	0	0	1	1
PALACE PIER	2023	NSW	-	55,000	17	144,882	6	1	2	9
PINATUBO	2023	NSW	55,000	55,000	30	164,117	12	0	8	20
PORTLAND SKY	2023	NSW	19,800	27,500	16	92,969	5	2	0	7
PROFITEER	2023	NSW	11,000	16,500	14	65,186	1	2	0	3
ST MARK'S BASILICA	2023	NSW	38,500	44,000	39	170,615	4	0	8	12
STAY INSIDE	2023	NSW	55,000	77,000	50	233,540	13	1	12	26
SWORD OF STATE	2023	NZ	15,000	15,000	36	157,376	1	0	0	1
TIGER OF MALAY	2023	NSW	11,000	16,500	19	66,132	3	2	0	5
WILD RULER	2023	NSW	27,500	38,500	43	100,198	8	0	2	10
WOODED	2023	VIC	22,000	22,000	1	180,000	4	5	0	9

ANZ YEARLING SALES RESULTS TOP 50 SIRES BY AVERAGE, 2+ SOLD

Thru February 16, 2025

SIRE NAME	YOB	HIS SIRE	FFLS	ST	2024 FEE	2022 FEE	# RING	# SOLD	AU\$ AVG	AU\$ MED
FRANKEL	2008	GALILEO	2014	ENG	-	-	7	5	682,000	700,000
SNITZEL	2002	REDOUTE'S CHOICE	2007	NSW	247,500	220,000	36	32	678,594	600,000
I AM INVINCIBLE	2004	INVINCIBLE SPIRIT	2011	NSW	275,000	247,500	53	43	542,302	425,000
EXTREME CHOICE	2013	NOT A SINGLE DOUBT	2018	NSW	275,000	275,000	12	12	478,333	425,000
WRITTEN TYCOON	2002	IGLESIA	2008	VIC	PVT	165,000	29	18	465,833	350,000
ZOUSTAR	2010	NORTHERN METEOR	2015	NSW	275,000	198,000	42	29	393,621	370,000
GUN RUNNER	2013	CANDY RIDE	2019	KY	-	-	2	2	380,000	380,000
WOOTTON BASSETT	2008	IFFRAAJ	2022	NSW	192,500	71,500	48	42	357,488	315,500
HOME AFFAIRS	2018	I AM INVINCIBLE	2023	NSW	82,500	110,000	80	68	307,691	222,500
SAVABEEL	2001	ZABEEL	2006	NZ	100,000	Private	48	42	250,786	180,000
TOO DARN HOT	2016	DUBAWI	2021	NSW	-	44,000	35	29	250,431	200,000
STAY INSIDE	2018	EXTREME CHOICE	2023	NSW	55,000	77,000	57	50	233,540	181,000
KINGMAN	2011	INVINCIBLE SPIRIT	2016	ENG	-	-	2	2	225,000	225,000
EXCEED AND EXCEL	2000	DANEHILL	2005	RETIRED	-	132,000	14	13	216,538	150,000
BLUE POINT	2014	SHAMARDAL	2021	VIC	44,000	44,000	4	3	200,000	120,000
TORONADO	2010	HIGH CHAPARRAL	2016	VIC	88,000	88,000	35	28	193,304	180,000
THE AUTUMN SUN	2015	REDOUTE'S CHOICE	2020	NSW	-	66,000	39	34	190,706	140,000
STREET BOSS	2004	STREET CRY	2010	NSW	66,000	77,000	13	10	189,500	160,000
FARNAN	2017	NOT A SINGLE DOUBT	2022	NSW	55,000	55,000	54	43	180,453	120,000
DUNDEEL	2009	HIGH CHAPARRAL	2015	NSW	88,000	66,000	27	21	179,857	160,000
PROISIR	2009	CHOISIR	2016	NZ	80,000	17,500	70	56	178,790	94,500
FASTNET ROCK	2001	DANEHILL	2006	RETIRED	-	165,000	6	3	174,333	153,000
ST MARK'S BASILICA	2018	SIYOUNI	2023	NSW	38,500	44,000	49	39	170,615	162,000
MAURICE	2011	SCREEN HERO	2018	JPN	55,000	82,500	35	31	168,855	130,000
PINATUBO	2017	SHAMARDAL	2023	NSW	55,000	55,000	37	30	164,117	145,000
LUCKY VEGA	2018	LOPE DE VEGA	2022	VIC	16,500	19,250	14	12	161,750	160,000
ALABAMA EXPRESS	2016	REDOUTE'S CHOICE	2021	VIC	55,000	22,000	14	9	160,667	135,000
OLE KIRK	2017	WRITTEN TYCOON	2022	NSW	55,000	55,000	35	31	158,435	140,000
SWORD OF STATE	2018	SNITZEL	2023	NZ	15,000	15,000	41	36	157,376	133,000
PER INCANTO	2004	STREET CRY	2012	NZ	-	50,000	34	28	151,625	135,000
LONHRO	1998	OCTAGONAL	2005	NSW	-	55,000	6	6	148,333	150,000
PALACE PIER	2017	KINGMAN	2023	NSW	-	55,000	23	17	144,882	100,000
CAPITALIST	2013	WRITTEN TYCOON	2018	NSW	66,000	99,000	66	59	144,441	110,000
SATONO ALADDIN	2011	DEEP IMPACT	2019	NZ	65,000	12,500	59	44	142,034	114,750
SO YOU THINK	2006	HIGH CHAPARRAL	2013	NSW	82,500	93,500	31	29	138,259	108,000
ALMANZOR	2013	WOOTTON BASSETT	2019	NZ	30,000	50,000	48	38	137,191	120,750
ALL TOO HARD	2009	CASINO PRINCE	2014	NSW	38,500	38,500	27	19	134,895	140,000
PELTZER	2017	SO YOU THINK	2022	NSW	-	16,500	5	5	130,000	80,000
SPIRIT OF BOOM	2007	SEQUALO	2015	QLD	38,500	33,000	52	43	129,721	110,000
TASSORT	2016	BRAZEN BEAU	2021	NSW	38,500	11,000	33	29	122,741	90,000
HELLBENT	2012	I AM INVINCIBLE	2019	NSW	38,500	22,000	48	44	122,398	100,000
NICCONI	2005	BIANCONI	2011	VIC	16,500	22,000	15	14	120,411	85,000
HARRY ANGEL	2014	DARK ANGEL	2020	NSW	38,500	16,500	27	25	119,160	100,000
STAR TURN	2013	STAR WITNESS	2018	NSW	27,500	27,500	16	11	118,636	100,000
VICTOR LUDORUM	2017	SHAMARDAL	2023	NSW	13,750	24,750	7	5	116,000	100,000
CASTELVECCHIO	2016	DUNDEEL	2021	NSW	22,000	27,500	15	14	112,514	100,000
TAGALOA	2017	LORD KANALOA	2022	VIC	22,000	30,250	12	11	110,273	80,000
WRITTEN BY	2015	WRITTEN TYCOON	2020	NSW	22,000	27,500	24	21	105,952	85,000
BRAZEN BEAU	2011	I AM INVINCIBLE	2016	VIC	33,000	44,000	4	4	104,750	77,000
ZOUSAIN	2015	ZOUSTAR	2021	NSW	27,500	22,000	36	29	104,655	90,000

[For a complete roster of 172 ANZ sires with yearlings sold at 2025 sales, please click here](#)

ANZ YEARLING SALES RESULTS, SIRES WITH FIRST FOALS 2022

SIRE NAME	YOB	HIS SIRE	FFLS	ST	2024 FEE	2022 FEE	# RING	# SOLD	AU\$ AVG	AU\$ MED
ADMIRE MARS	2016	DAIWA MAJOR	2022	NSW	22,000	22,000	14	12	57,875	30,000
ANCIENT SPIRIT	2015	INVINCIBLE SPIRIT	2022	NZ	7,000	7,000	3	3	31,500	36,000
ANDERS	2017	NOT A SINGLE DOUBT	2022	NSW	16,500	16,500	33	22	51,614	40,000
BANQUO	2016	WRITTEN TYCOON	2022	NZ	3,000	4,000	1	1	22,500	22,500
BIVOUCAC	2016	EXCEED AND EXCEL	2022	NSW	55,000	66,000	43	32	98,594	90,000
CIRCUS MAXIMUS	2016	GALILEO	2022	NZ	17,500	20,000	13	7	33,429	31,500
COOL AZA BEEL	2017	SAVABEEL	2022	NSW	16,500	16,500	21	18	49,778	45,000
DIRTY WORK	2016	WRITTEN TYCOON	2022	VIC	13,200	16,500	7	6	47,500	35,000
DOUBTLAND	2017	NOT A SINGLE DOUBT	2022	VIC	13,200	16,500	3	3	41,333	15,000
EARTHLIGHT	2017	SHAMARDAL	2022	VIC	-	22,000	6	5	47,380	18,000
FARNAN	2017	NOT A SINGLE DOUBT	2022	NSW	55,000	55,000	54	43	180,453	120,000
FIERCE IMPACT	2014	DEEP IMPACT	2022	VIC	13,750	16,500	6	6	90,458	72,000
GHAIYYATH	2015	DUBAWI	2022	VIC	27,500	27,500	5	5	73,400	72,000
GRAFF	2015	STAR WITNESS	2022	NSW	9,900	13,200	4	2	48,500	48,500
HANSEATIC	2017	STREET BOSS	2022	VIC	16,500	17,600	9	6	87,500	66,000
HELLO YOUMZAIN	2016	KODIAC	2022	NZ	30,000	30,000	52	44	78,852	72,000
KING OF COMEDY	2016	KINGMAN	2022	NZ	7,000	7,000	5	4	22,725	16,200
KING'S LEGACY	2017	REDOUTE'S CHOICE	2022	NSW	22,000	33,000	35	26	82,212	62,500
LUCKY VEGA	2018	LOPE DE VEGA	2022	VIC	16,500	19,250	14	12	161,750	160,000
NORTH PACIFIC	2017	BRAZEN BEAU	2022	NSW	16,500	22,000	25	16	65,500	52,000
OLE KIRK	2017	WRITTEN TYCOON	2022	NSW	55,000	55,000	35	31	158,435	140,000
PELTZER	2017	SO YOU THINK	2022	NSW	-	16,500	5	5	130,000	80,000
PRAGUE	2017	REDOUTE'S CHOICE	2022	NSW	13,200	16,500	19	14	85,321	55,000
RUSSIAN CAMELOT	2017	CAMELOT	2022	VIC	19,800	22,000	5	4	78,500	72,000
SENSEI	2014	DREAM AHEAD	2022	QLD	-	-	1	1	20,000	20,000
TAGALOA	2017	LORD KANALOA	2022	VIC	22,000	30,250	12	11	110,273	80,000
TIME TO REIGN	2016	TIME FOR WAR	2022	NSW	-	9,900	5	4	45,500	40,000
WOOTTON BASSETT	2008	IFFRAAJ	2022	NSW	192,500	71,500	48	42	357,488	315,500

ANZ YEARLING SALES RESULTS, SIRES WITH FIRST FOALS 2023

SIRE NAME	YOB	HIS SIRE	FFLS	ST	2024 FEE	2022 FEE	# RING	# SOLD	AU\$ AVG	AU\$ MED
ACLAIM	2013	ACCLAMATION	2023	QLD	-	24,200	11	7	61,286	40,000
ACROBAT	2018	FASTNET ROCK	2023	NSW	13,750	13,750	26	23	67,033	60,000
ARMORY	2017	GALILEO	2023	NZ	-	10,000	29	22	31,091	25,875
BARBARIC	2017	I AM INVINCIBLE	2023	QLD	8,800	8,800	6	6	39,583	40,000
CAPTIVANT	2018	CAPITALIST	2023	NSW	22,000	27,500	30	19	75,947	50,000
EXTREME WARRIOR	2018	EXTREME CHOICE	2023	VIC	16,500	24,750	9	7	65,714	30,000
GLENFIDDICH	2017	FASTNET ROCK	2023	QLD	5,500	8,800	1	1	170,000	170,000
HOME AFFAIRS	2018	I AM INVINCIBLE	2023	NSW	82,500	110,000	80	68	307,691	222,500
JONKER	2015	SPIRIT OF BOOM	2023	QLD	12,500	16,500	15	10	82,000	55,000
NOVERRE	2018	SAVABEEL	2023	NZ	10,000	10,000	39	36	101,893	54,000
PALACE PIER	2017	KINGMAN	2023	NSW	-	55,000	23	17	144,882	100,000
PINATUBO	2017	SHAMARDAL	2023	NSW	55,000	55,000	37	30	164,117	145,000
PORTLAND SKY	2017	DEEP FIELD	2023	NSW	19,800	27,500	24	16	92,969	87,500
PROFITEER	2018	CAPITALIST	2023	NSW	11,000	16,500	19	14	65,186	70,000
ST MARK'S BASILICA	2018	SIYOUNI	2023	NSW	38,500	44,000	49	39	170,615	162,000
STANDOUT	2016	EXCEED AND EXCEL	2023	NSW	-	8,800	2	2	28,000	28,000
STAY INSIDE	2018	EXTREME CHOICE	2023	NSW	55,000	77,000	57	50	233,540	181,000
SWORD OF STATE	2018	SNITZEL	2023	NZ	15,000	15,000	41	36	157,376	133,000
THE CHOSEN ONE	2015	SAVABEEL	2023	NZ	4,000	4,000	7	5	26,640	16,200
TIGER OF MALAY	2018	EXTREME CHOICE	2023	NSW	11,000	16,500	21	19	66,132	40,000
VICTOR LUDORUM	2017	SHAMARDAL	2023	NSW	13,750	24,750	7	5	116,000	100,000
WILD RULER	2017	SNITZEL	2023	NSW	27,500	38,500	58	43	100,198	80,000
WOODED	2017	WOOTTON BASSETT	2023	VIC	22,000	22,000	1	1	180,000	180,000

Sires our data discovered,
before their fees soared:

Gun Runner
Into Mischief
Munnings
Night of Thunder
Scat Daddy
Too Darn Hot
Quality Road

Need we say more?



Contact Bill Oppenheim or Dr Emily Plant to become a member

bopp@billoppenheim.com

emily@billoppenheim.com
