

Thoroughbred Market Report



MAY 2021

Editor – Bill Oppenheim, bopp@billoppenheim.com
Managing Editor – Emily J Plant PhD, emily@billoppenheim.com
Worldwide Sales Ticker – Brianne Stanley, bristanley1@gmail.com

Copyright 2021: The Bill Oppenheim Group

For subscription information go to www.billoppenheim.com
or contact info@billoppenheim.com

Thoroughbred Market Report

MAY 2021

TABLE OF CONTENTS	PAGE
SECTION 1: LEADING YOUNG SIRES IN NORTH AMERICA AND EUROPE	1
North American F2018 sires	2
North American F2017 sires	3
European F2018 sires	4
European F2017 sires	5
SECTION 2: NORTH AMERICAN 2YO SALE AVERAGES	6
Worldwide Sales Ticker: Northern Hemisphere two-year-olds in training	7
Leading North American Sires of two-year-olds in training	8
SECTION 3: EUROPEAN 2YO SALE AVERAGES	
Worldwide Sales Ticker: European two-year-olds in training	9
Leading European Sires of two-year-olds in training	11
SECTION 4: AUSTRALASIAN YEARLING SALES	12
Worldwide Sales Ticker: Australasian sales data through April 26 2021	14
Leading Australasian Sires of Yearlings	15
SECTION 5: LEADING YOUNG SIRES IN AUSTRALASIA	16
Australasian F2018 sires	17
Australasian F2017 sires	18
Australasian 2021 Stud Fees	19
SECTION 6: SOUTH AFRICAN YEARLING SALES & SIRE STATISTICS	23
Worldwide Sales Ticker: South African sales data through May 3, 2021	24
Leading South African Sires of Yearlings	25
SECTION 7: Bill's Tweets	26

Introduction to the May 2021 Thoroughbred Market Report:

Having written for other publications for the last twenty years, I decided I would rather write for a publication which included exactly the information I feel is necessary for active participants in the \$2-billion annual worldwide thoroughbred commercial auction marketplace to reach conclusions and make informed decisions. In concert with Dr. Emily Plant, we began publishing this new monthly e-magazine in February, 2021. It's our conviction that no matter how much information you can get for free in today's world, there is always room for thoughtful, custom-designed statistics which impart useful, applicable information and informed commentary. That's our mantra, but always part of our mission is not just to recapitulate the leaders on any list, but to tease out those who may not be in the top tier yet but are heading that way.

Bill Oppenheim

To subscribe to the Thoroughbred Market Report please visit
<https://billoppenheim.com/abouttmr.php> or email emily@billoppenheim.com

SECTION 1: LEADING YOUNG SIRES IN NORTH AMERICA AND EUROPE

NA F2018 SIRES: WHICH GIANT'S CAUSEWAY WAS THAT?

Three sons of Giant's Causeway went to stud in Kentucky in 2017 (first foals 2018, denoted F2018), and both **Not This Time**, #2-ranked Freshman Sire of 2020, and **Brody's Cause**, #11 on earnings in 2020 but with two GSW, made good starts at stud. By now just about everybody knows the story of the third Giant's Causeway, **Protonico**, who has just three winners from just 17 foals in his first crop, including Bob Baffert's record-breaking seventh G1 Kentucky Derby winner, Medina Spirit. He might still be Baffert's third-best 3yo, behind sidelined Life Is Good and possible (at this writing) G1 Preakness starter Concert Tour, but going into the Derby Medina Spirit had made five starts, winning a maiden and the G3 Robert Lewis, and running second in his other three starts, to stablemate Life Is Good in the G3 Sham and G2 San Felipe, and to Rock Your World in the G1 Santa Anita Derby. Medina Spirit went into the Derby with earnings of \$315,200; he came out of it with earnings of \$2,175,200. So – hello, Protonico.

Now ranked #4 by cumulative progeny earnings, Protonico is one of six North American second-crop sires with progeny earnings over \$2-million. The other five – still including the three first-crop sons of Uncle Mo, **Nyquist**, **Laoban**, and **Outwork** – were last year's top five freshman sires, with the deck chairs slightly rearranged. Nyquist is still well clear in the top spot, still with just the two SW, both G1 winners. Not This Time has swapped places with Laoban, who drops from second to third. **Frosted** has remained in fifth (and is also among the top five freshman sires in Australasia – see p. 16), while Outwork drops from fourth to sixth. The other big mover in this sire crop is **Runhappy**, who has improved from 16th on the Freshman Sire List to 10th on the cumulative second-crop sire list. At the end of 2020 he had nine winners and no black-type horses; he now has 25 winners and four black-type horses including a SW.

NA F2017 SIRES: 'PHAROAH', CONSTITUTION HEAD TOP FIVE

No second-crop 3yo's among third-crop NA sires moved the needle for these sires, though 4yo's Colonel Liam, for #3-ranked **Liam's Map**, and Shedaresthedevil, for #5-ranked **Daredevil**, added G1 wins at Churchill Downs. **American Pharoah** (\$13.4m) and **Constitution** (\$11.6m) continue to set the pace among NA F2017 sires. Liam's Map (\$7.9m) edges out Tapiture (\$7.8m), like Constitution a son of Tapit, for the #3 spot, ahead of Daredevil (\$6.3m). Successful Florida sire **Khozan** (\$5.8m) and Kentucky sires **Bayern**

(\$5.5m), **Palace Malice** (\$5.36m), and **Tonalist** (\$5.35m), a third F2017 son of Tapit, also have over \$5m in cumulative progeny earnings.

EU F2018 SIRES: MEHMAS CONTINUES TO DOMINATE

Mehmas only raced as a 2yo – and he was a good one at that – so after breaking the record for number of 2yo winners (56) in his first crop last year, the question was, would they train on? Answer: Yes. He's had three G3 winners so far this year, in California, Ireland, and Italy, and seven Group/Graded Stakes Horses (GSH), including 3yo Acklam Express, who ran third against 'olders' in the 6-furlong G1 Al Quoz Sprint on Dubai World Cup night at Meydan. **Shalaa**, who is #3 on the Australasian Freshman Sire List (see p. 17), was already #2 on the European second-crop sire list this year (moving up to #4 cumulatively) and got an added boost on May 3 (these figures were run after May 2 racing) when the 3yo filly No Speak Alexander won the G3 Athasi S. at the Curragh. Note in the Average Winning Distance column (far right) that #6-ranked **New Bay**, who had the G1 English 1000 Guineas 2nd Saffron Beach, has an AWD of 1556m, highest among the top ten, which augurs well for his prospects. #8-ranked **Twilight Son** (24) has even more winners this year than Mehmas, and #9 **Kodi Bear**, who was a good G2-winning miler by Kodiak, already has 3 SW and 5 GSH, and is looking tremendous value at just €6,000 at Ireland's Rathbarry Stud this year.

EU F2017 SIRES: MISHRIFF PROPELS MAKE BELIEVE TO SIRE STARDOM

Brilliantly handled by John Gosden and son and new training partner Thady, Prince A A Faisal's Mishriff, from the first crop by **Make Believe**, has made the European third-crop sire table into the most one-horse race of all time. Mishriff has earned just the \$12,900,000 this year, by virtue of winning the \$20-million Saudi Cup on the dirt and the \$5-million G1 Sheema Classic in Dubai on the grass. **Night of Thunder** would otherwise be a comfortable leader; he is about \$12-million shy of Make Believe's cumulative progeny earnings, though he is the comfortable leader among this sire crop by number of SW (14) and GSW (9). With an AWD of 1785m, #3-ranked **Gleneagles** is looking rather more like a typical sire son of Galileo, as far as the distances go, than the miler he himself was. That's even more the case with the 2015 G1 Epsom Derby and G1 Prix de l'Arc winner **Golden Horn**, #5 by cumulative progeny earnings and with a 2155m AWD which suggests, like Australia last year, he may just be getting warmed up.

NORTH AMERICAN LEADING SIRES WITH FIRST FOALS 2018

RANK	STALLION	YOB	SIRE NAME	CURRENT ST	OTHER ST	RNRs	WNRS	EARNINGS	SWs	SHs	GWs	GHs	G1W	G1Hs	Win Dist
1	NYQUIST	2013	UNCLE MO	KY	KY	59	28	3,228,078	2	6	2	6	2	4	1411
2	NOT THIS TIME	2014	GIANT'S CAUSEWAY	KY	KY	66	37	2,447,642	5	8	1	3	1	1	1317
3	LAOBAN	2013	UNCLE MO	KY	NY	47	21	2,328,322	4	6	2	3	1	2	1355
4	PROTONICO	2011	GIANT'S CAUSEWAY	KY	KY	10	3	2,282,642	1	1	1	1	1	1	1541
5	FROSTED	2012	TAPIT	KY	KY	79	29	2,257,724	2	6	1	3	0	1	1347
6	OUTWORK	2013	UNCLE MO	KY	KY	66	26	2,009,312	3	6	0	1	0	1	1337
7	SPEIGHTSTER	2012	SPEIGHTSTOWN	KY	KY	74	30	1,651,508	2	4	0	0	0	0	1264
8	UPSTART	2012	FLATTER	KY	KY	63	29	1,490,177	0	3	0	1	0	1	1384
9	EXAGGERATOR	2013	CURLIN	KY	KY	83	31	1,428,663	0	6	0	0	0	0	1326
10	RUNHAPPY	2012	SUPER SAVER	KY	KY	60	25	1,380,827	1	4	0	0	0	0	1351
11	AIR FORCE BLUE	2013	WAR FRONT	KY	KY	60	25	1,299,912	0	4	0	0	0	0	1377
12	VANCOUVER	2012	MEDAGLIA D'ORO	AUS	KY	56	23	1,139,510	1	3	1	1	0	0	1412
13	CALIFORNIA CHROME	2011	LUCKY PULPIT	JPN	KY	59	26	1,064,891	0	1	0	1	0	1	1345
14	BRODY'S CAUSE	2013	GIANT'S CAUSEWAY	KY	KY	39	12	1,034,595	2	5	2	4	0	1	1362
15	MSHAWISH	2010	MEDAGLIA D'ORO	KY	KY	57	21	891,530	0	4	0	2	0	0	1361
16	TOURIST	2011	TIZNOW	KY	KY	56	23	813,547	0	2	0	0	0	0	1391
17	JESS'S DREAM	2012	CURLIN	FL	FL	37	13	812,275	1	3	1	1	0	0	1450
18	WAR DANCER	2010	WAR FRONT	NY	NY	38	10	795,540	1	4	0	1	0	0	1308
19	MOSLER	2011	WAR FRONT	MD	MD	36	15	794,537	2	2	0	0	0	0	1257
20	ANCHOR DOWN	2011	TAPIT	KY	KY	27	15	669,613	0	3	0	0	0	0	1323
21	CINCO CHARLIE	2012	INDIAN CHARLIE	KY	KY	37	19	630,674	1	3	0	1	0	0	1193
22	HIT IT A BOMB	2013	WAR FRONT	KY	KY	21	7	530,645	1	3	1	2	0	1	1350
23	UNCLE LINO	2013	UNCLE MO	PA	PA	26	11	524,079	0	2	0	0	0	0	1138
24	FLINTSHIRE	2010	DANSILI	KY	KY	48	10	506,798	1	1	1	1	0	0	1682
25	RELOAD	2009	HARD SPUN	ON	ON	18	8	494,810	1	6	0	0	0	0	1080
26	TEXAS RED	2012	AFLEET ALEX	KY	KY	24	11	471,299	1	3	1	1	0	0	1271
27	IRONICUS	2011	DISTORTED HUMOR	KY	KY	18	3	428,153	1	1	1	1	0	0	1500
28	EFFINEX	2011	MINESHAFT	DEAD	NY	29	10	387,588	0	0	0	0	0	0	1390
29	BIG BLUE KITTEN	2008	KITTEN'S JOY	KY	KY	28	7	372,966	0	0	0	0	0	0	1600
30	TAMARKUZ	2010	SPEIGHTSTOWN	KY	KY	16	8	338,267	1	1	1	1	0	0	1412
31	SOCIAL INCLUSION	2011	PIONEEROF THE NILE	PA	FL	19	6	312,876	0	0	0	0	0	0	1400
32	SLUMBER	2008	CACIQUE	NY	KY	9	2	285,141	1	1	1	1	0	0	1675
33	MARKING	2012	BERNARDINI	NM	NM	15	8	280,372	1	3	0	0	0	0	1066
34	RIDE ON CURLIN	2011	CURLIN	FL	FL	12	5	251,921	0	2	0	1	0	0	1116
35	FIRING LINE	2012	LINE OF DAVID	KY	KY	21	5	239,319	0	0	0	0	0	0	1210
36	JUBA	2011	TAPIT	WV	WV	12	6	228,209	1	4	0	0	0	0	985
37	PEACE AND JUSTICE	2010	WAR FRONT	PA	MD	11	4	224,617	1	1	0	0	0	0	1340
38	AMI'S HOLIDAY	2011	HARLAN'S HOLIDAY	ON	ON	12	3	188,919	0	1	0	0	0	0	1233
39	MAJESTIC HARBOR	2008	ROCKPORT HARBOR	CA	IN	8	4	173,014	0	2	0	0	0	0	1125
40	DEN'S LEGACY	2010	MEDAGLIA D'ORO	OK	OK	14	4	160,799	0	1	0	0	0	0	1275
41	HARRY'S HOLIDAY	2011	HARLAN'S HOLIDAY	IN	KY	9	4	157,631	0	1	0	0	0	0	1400
42	BRADESTER	2010	LION HEART	TX	TX	11	2	154,961	0	0	0	0	0	0	1033
43	BARBADOS	2012	SPEIGHTSTOWN	MD	MD	2	2	105,996	0	0	0	0	0	0	1200
44	PRAYER FOR RELIEF	2008	JUMP START	IN	FL	6	3	93,459	0	0	0	0	0	0	1200
38	OPTIMIZER	2009	ENGLISH CHANNEL	KY	KY	11	4	91,450	0	0	0	0	0	0	1500
39	TAMARANDO	2011	BERTRANDO	CA	CA	9	2	45,160	0	0	0	0	0	0	1233
40	PRODUCER	2009	DUTCH ART	KY	KY	4	1	17,365	0	0	0	0	0	0	1200
41	UNCLE VINNY	2013	UNCLE MO	PA	FL	6	0	13,252	0	0	0	0	0	0	
42	JAVA'S WAR	2010	WAR PASS	ON	ON	1	0	8,299	0	0	0	0	0	0	
43	HOME OF THE BRAVE	2013	TIZNOW	OK	OK	5	0	5,709	0	0	0	0	0	0	
44	GIROLAMO	2009	DAI JIN	KOR	KY	1	0	0	0	0	0	0	0	0	

[For a complete list of all North American stallions with first foals 2018 click here](#)

NORTH AMERICAN LEADING SIRES WITH FIRST FOALS 2017

RANK	STALLION	YOB	SIRE NAME	CURRENT ST	OTHER ST	RNRs	WNRS	EARNINGS	SWs	SHs	GWs	GHs	G1W	G1Hs	Win Dist
1	AMERICAN PHAROAH	2012	PIONEEROF THE NILE	KY	KY	198	96	13,480,907	15	29	10	20	3	9	1503
2	CONSTITUTION	2011	TAPIT	KY	KY	160	98	11,671,312	12	30	6	16	1	4	1415
3	LIAM'S MAP	2011	UNBRIDLED'S SONG	KY	KY	144	78	7,971,837	8	15	6	9	3	5	1398
4	TAPITURE	2011	TAPIT	KY	KY	180	116	7,843,421	7	19	1	4	0	1	1293
5	DAREDEVIL	2012	MORE THAN READY	KY	KY	99	46	6,306,599	4	6	2	3	2	3	1325
6	KHOZAN	2012	DISTORTED HUMOR	FL	FL	102	66	5,861,375	7	17	0	3	0	0	1291
7	BAYERN	2011	OFFLEE WILD	KY	KY	110	81	5,516,450	4	14	1	3	0	0	1305
8	PALACE MALICE	2010	CURLIN	KY	KY	136	74	5,364,266	7	11	4	6	1	1	1400
9	TONALIST	2011	TAPIT	KY	KY	109	64	5,359,238	5	15	2	6	0	0	1517
10	COMPETITIVE EDGE	2012	SUPER SAVER	TX	KY	109	66	4,755,768	5	11	0	3	0	0	1215
11	CARPE DIEM	2012	GIANT'S CAUSEWAY	KY	KY	147	80	4,754,483	4	7	0	1	0	0	1377
12	HONOR CODE	2011	A.P. INDY	KY	KY	136	62	4,636,986	2	8	2	5	1	2	1488
13	WICKED STRONG	2011	HARD SPUN	PA	KY	154	76	4,388,994	2	9	1	1	0	0	1427
14	SUMMER FRONT	2009	WAR FRONT	KY	KY	118	55	4,201,793	5	10	3	4	0	1	1462
15	COMMISSIONER	2011	A.P. INDY	KSA	KY	96	54	3,722,039	8	16	2	6	0	0	1339
16	KARAKONTIE	2011	BERNSTEIN	KY	KY	78	47	3,230,142	7	12	3	5	0	0	1491
17	FAST ANNA	2011	MEDAGLIA D'ORO	DEAD	KY	85	45	2,992,957	4	8	0	0	0	0	1228
18	GOLDEN LAD	2010	MEDAGLIA D'ORO	MD	MD	65	37	2,944,525	3	6	0	1	0	0	1301
19	RACE DAY	2011	TAPIT	KOR	KY	82	49	2,903,611	4	7	0	0	0	0	1270
20	THE BIG BEAST	2011	YES IT'S TRUE	FL	FL	67	49	2,666,072	3	7	0	2	0	2	1185
21	MR SPEAKER	2011	PULPIT	KY	KY	54	33	2,407,370	1	4	1	1	1	1	1343
22	LEA	2009	FIRST SAMURAI	KY	KY	81	46	2,376,551	5	5	1	2	0	0	1427
23	PALACE	2009	CITY ZIP	KSA	KY	95	52	2,314,471	2	5	0	2	0	0	1240
24	BOURBON COURAGE	2009	LION HEART	MD	MD	55	32	2,159,464	2	6	0	2	0	0	1257
25	DANZA	2011	STREET BOSS	OH	KY	78	39	1,866,280	1	4	0	0	0	0	1311
26	IMAGINING	2008	GIANT'S CAUSEWAY	MD	MD	55	26	1,708,551	1	2	0	1	0	0	1372
27	SKY KINGDOM	2009	EMPIRE MAKER	OH	KY	51	25	1,502,832	1	3	0	1	0	1	1398
28	SECRET CIRCLE	2009	EDDINGTON	LA	KY	41	30	1,496,197	0	7	0	2	0	0	1197
29	JACK MILTON	2010	WAR FRONT	KY	KY	63	31	1,414,951	2	2	1	1	0	0	1337
30	CONVEYANCE	2007	INDIAN CHARLIE	WA	KY	35	19	1,314,451	1	2	0	1	0	1	1312
31	DRAMEDY	2009	DISTORTED HUMOR	KSA	KY	18	11	1,291,884	2	3	0	0	0	0	1404
32	FRAC DADDY	2010	SCAT DADDY	ON	ON	29	14	1,088,720	1	2	0	1	0	0	1288
33	BAHAMIAN SQUALL	2009	GONE WEST	FL	FL	39	19	948,781	1	2	0	0	0	0	1170
34	CHITU	2011	HENNY HUGHES	FL	FL	45	20	933,509	1	3	0	0	0	0	1278
35	MICROMANAGE	2010	MEDAGLIA D'ORO	NY	NY	37	18	884,792	0	0	0	0	0	0	1520
36	NORMANDY INVASION	2010	TAPIT	RETIRED	NY	48	19	806,185	0	0	0	0	0	0	1434
37	FURY KAPCORI	2010	TIZNOW	FL	FL	34	17	761,208	2	2	0	0	0	0	1215
38	WE MISS ARTIE	2011	ARTIE SCHILLER	KY	ON	24	9	687,111	2	3	1	1	0	0	1305
39	GOVENOR CHARLIE	2010	MIDNIGHT LUTE	CA	CA	33	15	686,538	1	2	0	0	0	0	1244
40	MEDAL COUNT	2011	DYNAFORMER	OH	KY	49	20	677,287	0	0	0	0	0	0	1300
41	CURLIN TO MISCHIEF	2011	CURLIN	CA	CA	26	15	658,302	1	1	0	0	0	0	1089
42	MAJESTIC CITY	2009	CITY ZIP	NY	NY	35	9	635,176	0	2	0	0	0	0	1160
43	HAMPTON COURT	2011	REDOUTE'S CHOICE	AUS	KY	26	14	619,088	0	1	0	0	0	0	1267
44	SILVER MAX	2009	BADGE OF SILVER	RETIRED	ON	23	10	586,307	0	1	0	0	0	0	1357
38	JAPAN	2012	MEDAGLIA D'ORO	BRZ	NY	27	8	473,002	0	0	0	0	0	0	1450
39	BAKKEN	2010	DISTORTED HUMOR	BC	BC	29	19	436,415	3	4	0	0	0	0	1303
40	LOTSA MISCHIEF	2011	INTO MISCHIEF	AZ	AZ	24	11	408,682	0	1	0	0	0	0	1095
41	AMIRA'S PRINCE	2009	TEOFILO	FL	FL	19	9	389,443	0	0	0	0	0	0	1373
42	CONQUEST CURLINATE	2012	CURLIN	ON	ON	18	6	337,724	0	0	0	0	0	0	1615
43	CIRCUMFERENCE	2012	GALILEO	CA	CA	15	4	337,423	0	0	0	0	0	0	1371
44	BLUESKIESNRAINBOWS	2009	ENGLISH CHANNEL	OK	IN	16	7	288,839	0	0	0	0	0	0	1285

[For a complete list of all North American stallions with first foals 2017 click here](#)

EUROPEAN LEADING SIREs WITH FIRST FOALS 2018

RANK	STALLION	YOB	SIRE NAME	CURRENT ST	OTHER ST	RNRS	WNRS	EARNINGS	SWs	SHs	GWs	GHs	G1W	G1Hs	Win Dist
1	MEHMAS	2014	ACCLAMATION	IRE	IRE	124	62	2,039,156	8	17	5	11	1	2	1255
2	TERRITORIES	2012	INVINCIBLE SPIRIT	ENG	IRE	84	34	801,555	2	7	1	2	0	1	1389
3	GOKEN	2012	KENDARGENT	FR	FR	46	21	789,570	2	3	2	3	0	0	1360
4	SHALAA	2013	INVINCIBLE SPIRIT	FR	FR	82	31	737,742	1	4	0	2	0	0	1483
5	BELARDO	2012	LOPE DE VEGA	IRE	IRE	62	22	645,016	4	5	3	3	0	0	1453
6	NEW BAY	2012	DUBAWI	IRE	IRE	47	19	641,968	2	4	2	2	0	1	1556
7	ADAAAY	2012	KODIAC	ENG	ENG	73	26	636,796	0	3	0	1	0	0	1244
8	TWILIGHT SON	2012	KYLLACHY	ENG	ENG	95	38	626,081	1	2	1	1	0	0	1252
9	KODI BEAR	2012	KODIAC	IRE	IRE	60	25	624,265	3	5	0	5	0	0	1314
10	PRIDE OF DUBAI	2012	STREET CRY	IRE	IRE	48	15	545,099	5	5	3	4	0	0	1522
11	THE GURKHA	2013	GALILEO	IRE	IRE	74	25	530,234	1	1	1	1	0	0	1600
12	BURATINO	2013	EXCEED AND EXCEL	IRE	IRE	57	14	424,681	0	1	0	1	0	0	1572
13	PRINCE OF LIR	2014	KODIAC	IRE	IRE	45	16	424,406	1	3	1	1	0	1	1184
14	AWTAAD	2013	CAPE CROSS	IRE	IRE	66	22	379,676	1	2	0	0	0	0	1459
15	BOBBY'S KITTEN	2011	KITTEN'S JOY	ENG	ENG	49	12	329,135	0	1	0	1	0	0	1557
16	COULSTY	2011	KODIAC	IRE	IRE	26	11	318,194	3	5	1	2	0	0	1479
17	SCISSOR KICK	2011	REDOUTE'S CHOICE	FR	FR	24	8	310,971	0	0	0	0	0	0	1728
18	VADAMOS	2011	MONSUN	JUMPS	IRE	59	16	285,175	0	2	0	1	0	0	1424
19	DARIYAN	2012	SHAMARDAL	FR	FR	36	11	281,650	0	2	0	2	0	0	1577
20	MARTINBOROUGH	2009	DEEP IMPACT	FR	FR	21	5	217,659	0	1	0	0	0	0	2005
21	MORANDI	2010	HOLY ROMAN EMPEROR	FR	FR	22	5	208,602	0	0	0	0	0	0	1494
22	ESTIDHKAAR	2012	DARK ANGEL	IRE	IRE	45	12	208,404	1	2	1	1	0	0	1316
23	MARKAZ	2012	DARK ANGEL	IRE	IRE	46	12	202,582	0	0	0	0	0	0	1418
24	EXOSPHERE	2012	LONHRO	AUS	FR	12	6	190,273	0	2	0	0	0	0	1544
25	FASCINATING ROCK	2011	FASTNET ROCK	IRE	IRE	26	6	184,969	1	1	0	0	0	0	1419
26	CHARMING THOUGHT	2012	OASIS DREAM	ENG	ENG	29	8	172,537	0	0	0	0	0	0	1412
27	THE LAST LION	2014	CHOISIR	IRE	IRE	38	8	159,108	0	0	0	0	0	0	1382
28	PROTECTIONIST	2010	MONSUN	GER	GER	18	5	127,914	1	3	1	2	0	0	1931
29	PEARL SECRET	2009	COMPTON PLACE	ENG	ENG	32	5	126,115	0	0	0	0	0	0	1465
30	BOW CREEK	2011	SHAMARDAL	FR	FR	9	3	122,748	0	0	0	0	0	0	1442
31	AJAYA	2013	INVINCIBLE SPIRIT	IRE	IRE	13	6	121,871	0	0	0	0	0	0	1321
32	HARZAND	2013	SEA THE STARS	IRE	IRE	28	5	101,240	0	1	0	0	0	0	1857
33	MARCEL	2013	LAWMAN	IRE	ENG	6	1	55,728	0	0	0	0	0	0	1350
34	STRATH BURN	2012	EQUIANO	IRE	IRE	6	3	53,260	0	1	0	1	0	0	1087
35	PARISH HALL	2009	TEOFILO	IRE	IRE	4	1	14,508	0	0	0	0	0	0	1225
36	LUCKY LION	2011	HIGH CHAPARRAL	GER	GER	1	0	801	0	0	0	0	0	0	

[For a complete list of all European stallions with first foals 2018 click here](#)

EUROPEAN LEADING SIREs WITH FIRST FOALS 2017

RANK	STALLION	YOB	SIRE NAME	CURRENT ST	OTHER ST	RNRS	WNRS	EARNINGS	SWs	SHs	GWs	GHs	G1W	G1Hs	Win Dist
1	MAKE BELIEVE	2012	MAKFI	IRE	IRE	95	45	15,169,584	5	6	4	5	1	1	1775
2	NIGHT OF THUNDER	2011	DUBAWI	IRE	ENG	122	69	3,082,657	14	23	9	12	0	1	1501
3	GLENEAGLES	2012	GALILEO	IRE	IRE	152	81	2,362,669	8	15	4	11	0	1	1785
4	CABLE BAY	2011	INVINCIBLE SPIRIT	ENG	ENG	130	55	1,939,310	3	11	1	5	0	1	1237
5	GOLDEN HORN	2012	CAPE CROSS	ENG	ENG	137	72	1,707,824	3	13	1	5	0	1	2155
6	GUTAIFAN	2013	DARK ANGEL	FR	IRE	182	72	1,638,294	3	5	1	3	0	1	1377
7	OUTSTRIP	2011	EXCEED AND EXCEL	ENG	ENG	119	46	1,498,846	3	4	2	2	0	1	1544
8	MUHAARAR	2012	OASIS DREAM	ENG	ENG	155	74	1,443,643	2	9	2	7	0	1	1567
9	GALIWAY	2011	GALILEO	FR	FR	41	19	1,288,325	5	6	2	3	1	1	1673
10	ANJAAL	2011	BAHAMIAN BOUNTY	IRE	IRE	106	42	1,052,699	1	4	0	1	0	0	1367
11	DUE DILIGENCE	2011	WAR FRONT	ENG	ENG	84	36	1,014,512	3	4	2	3	0	0	1225
12	FREE EAGLE	2011	HIGH CHAPARRAL	IRE	IRE	92	37	1,010,938	2	3	0	2	0	1	1865
13	SIDESTEP	2010	EXCEED AND EXCEL	AUS	FR	62	32	995,740	2	6	0	2	0	0	1622
14	IVAWOOD	2012	ZEBEDEE	FR	IRE	83	40	888,341	2	4	0	0	0	0	1436
15	BRAZEN BEAU	2011	I AM INVINCIBLE	AUS	ENG	109	46	874,526	2	6	1	2	0	0	1299
16	HOT STREAK	2011	IFFRAAJ	FR	ENG	72	29	636,755	2	2	1	2	0	0	1435
17	PRINCE GIBRALTAR	2011	ROCK OF GIBRALTAR	FR	FR	39	20	611,475	0	1	0	0	0	0	2053
18	HUNTER'S LIGHT	2008	DUBAWI	FR	FR	61	17	591,024	1	1	1	1	0	0	1883
19	ELVSTROEM	2000	DANEHILL	FR	FR	42	11	488,756	0	1	0	1	0	0	1755
20	AMARON	2009	SHAMARDAL	GER	GER	43	19	431,274	1	2	0	1	0	0	1655
21	FRENCH NAVY	2008	SHAMARDAL	IRE	IRE	37	12	367,500	0	1	0	0	0	0	1733
22	HALLOWED CROWN	2011	STREET SENSE	AUS	IRE	42	19	362,477	0	3	0	0	0	0	1607
23	AMARILLO	2009	HOLY ROMAN EMPEROR	FR	FR	21	7	347,064	0	1	0	0	0	0	1753
24	THE WOW SIGNAL	2012	STARSPANGLED BANNER	DEAD	FR	10	6	294,603	1	2	0	1	0	0	1437
25	RED DUBAWI	2008	DUBAWI	FR	FR	24	12	292,705	0	1	0	0	0	0	1935
26	FOUNTAIN OF YOUTH	2011	OASIS DREAM	ENG	ENG	81	18	290,620	0	0	0	0	0	0	1419
27	KINGSTON HILL	2011	MASTERCRAFTSMAN	JUMPS	IRE	26	11	202,399	0	0	0	0	0	0	1849
28	CAPPELLA SANSEVERO	2012	SHOWCASING	IRE	IRE	29	9	192,684	1	1	1	1	0	0	1393
29	FULBRIGHT	2009	EXCEED AND EXCEL	IRE	IRE	36	7	147,437	0	0	0	0	0	0	1566
30	INTRINSIC	2010	OASIS DREAM	GB	GB	17	5	117,340	0	0	0	0	0	0	1305
31	MUSTAJEEB	2011	NAYEF	ENG	ENG	14	3	59,690	0	0	0	0	0	0	1061
32	SHOOTING TO WIN	2011	NORTHERN METEOR	AUS	IRE	13	3	44,139	0	0	0	0	0	0	1264

[For a complete list of all European stallions with first foals 2017 click here](#)

SECTION 2: NORTH AMERICAN 2YO SALE AVERAGES

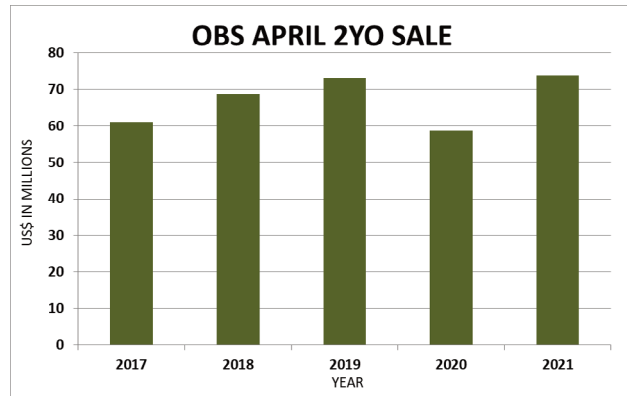
FLORIDA 2YO SALES RETURN TO PRE-COVID LEVELS

Discounting 2020, when Covid wreaked havoc on the US 2yo sales calendar, including the loss of Fasig-Tipton's Gulfstream Park sale and the redistribution of many of those 2yo's to other sales or sold privately, the 2021 US 2yo sale market so far looks very similar to the results from 2017-2019. The figures in the accompanying Worldwide Sales Ticker (p. 6) cover the three Florida 2yo sales (OBS March, Fasig-Tipton Gulfstream, OBS April) plus the sale in Texas April 7. The total number of 2yo's catalogued (2,152) and sold (1,205) are each the highest in the last five years, and, significantly, the 56.0% clearance rate from the catalogues is also the highest in the last five years; after last year, consignors were no doubt more motivated to sell if they could.

Because the gross has been relatively stable (\$140.4-million this year, ranging between \$134m-\$148m in 2017-19) but the number sold is higher, the average did drop, from the \$130k's in 2017-19 to \$116,550 this year, which is a 12% drop from the 2019 average of \$132,907. However, nobody's complaining too much: the clearance rate is higher, and, like the sales in Australia, buyers' enthusiasm doesn't appear to have waned. One notable feature of the sales has been the relative decline of OBS March vs OBS April: in 2017 OBS March accounted for nearly half (48%) of the combined March plus April revenues; this year the figure was 34% - just over a third. During that time the March + April totals have been relatively stable: \$117.8m in 2017; \$111.0m in 2018; \$117.1m in 2019; and \$112.1m this year. But March has lost \$18m in gross (from \$56.6m in 2017 to \$38.2m this year, a 33% decline), and April has gained \$12.7m (from \$61.2m in 2017 to \$73.9m this year, +21%). The consignors seem to like having those extra few weeks.

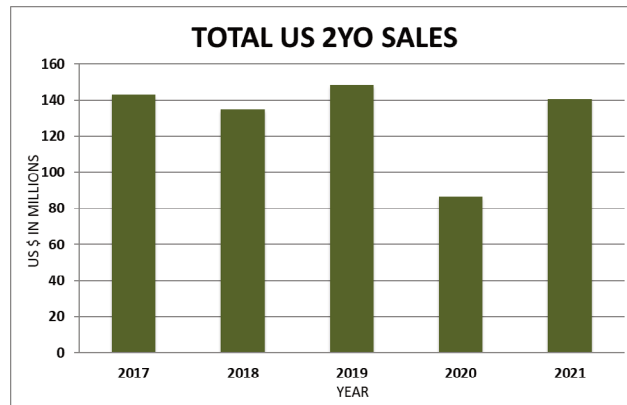
Seven sires, each with eight or more 2yo's listed as sold, have averaged over \$350,000 at the 2yo sales so far. **Quality Road** (8 sold/avg \$425,625), sire of the \$1.5-million OBS April sale-topper is the leading sire of 2yo's by average, ahead of **Curlin** (8/\$386,250) and **Uncle Mo** (8/\$377,750). The two top freshman sires of 2021, **Gun Runner** (9/\$372,000) and **Arrogate** (11/\$363,182) rank 4th and 5th by average, followed by last year's leading freshman sire, **Nyquist** (19/\$362,079) and two-time Champion Sire **Into Mischief** (15/\$355,667). Into Mischief's son **Practical Joke** (26/\$224,231) has been the F2019 crop's commercial darling so far aside from the big two of Gun Runner and Arrogate, and seven other sires with their first 2yo's have registered six-figure averages so far: **Classic Empire** (19/\$147,842); **Connect** (26/\$136,308); **Midnight Storm** (15/\$135,200); reverse-shuttler **Astern** (8/\$134,250); **Lord Nelson** (15/\$124,567); **American Freedom** (18/\$124,111); and **Valiant Minister** (9/\$117,000), a Florida-based son of Candy Ride who won his only start, as a 4yo, and stands at Bridlewood Farm. Lord Nelson and American Freedom are the last two major sons of Tapit's sire, Pulpit, to have their first runners.

THE WORLDWIDE SALES TICKER: NORTHERN AMERICAN SALES DATA
THROUGH MAY 5, 2021



OBS APRIL 2YO SALE

YEAR	CAT	RING	SOLD	% W/D	% S/R	%S/C	GROSS	AVG
2021	1217	833	723	31.6%	86.8%	59.4%	\$ 73,907,900	\$ 102,224
2020	1315	779	630	40.8%	80.9%	47.9%	\$ 58,701,000	\$ 93,176
2019	1221	837	674	31.4%	80.5%	55.2%	\$ 72,945,000	\$ 108,227
2018	1222	852	698	30.3%	81.9%	57.1%	\$ 68,735,500	\$ 98,475
2017	1208	817	678	32.4%	83.0%	56.1%	\$ 61,185,900	\$ 90,245



TOTAL US 2YO SALES

YEAR	CAT	RING	SOLD	% W/D	% S/R	%S/C	GROSS	AVG
2021	2,152	1,439	1,205	33.1%	83.7%	56.0%	\$ 140,442,900	\$ 116,550
2020	1,996	1,264	921	36.7%	72.9%	46.1%	\$ 86,603,500	\$ 94,032
2019	2,120	1,456	1,114	31.3%	76.5%	52.5%	\$ 148,058,500	\$ 132,907
2018	1,961	1,306	1,016	33.4%	77.8%	51.8%	\$ 134,505,500	\$ 132,387
2017	2,047	1,318	1,052	35.6%	79.8%	51.4%	\$ 142,927,900	\$ 135,863

LEADING NORTH AMERICAN SIRES OF TWO-YEAR-OLDS IN TRAINING
(2021 2YO SALES INCLUDING OBS MARCH SELECT, FASIG-TIPTON GULFSTREAM, OBS APRIL)

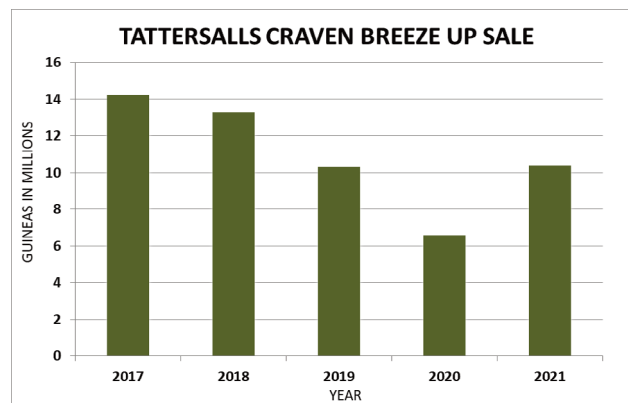
SIRE NAME	YOB	HIS SIRE	FFLS	ST	2021 FEE	# CAT	# RING	# SOLD	US\$ AVG	US\$ MED
WAR FRONT	2002	DANZIG	2008	KY	150,000	3	2	2	427,500	427,500
QUALITY ROAD	2006	ELUSIVE QUALITY	2012	KY	150,000	13	10	8	425,625	255,000
CURLIN	2004	SMART STRIKE	2010	KY	175,000	16	9	8	386,250	412,500
UNCLE MO	2008	INDIAN CHARLIE	2013	KY	175,000	18	10	8	377,750	105,000
KOBE'S BACK	2011	FLATTER	2019	MD	-	1	1	1	375,000	375,000
GUN RUNNER	2013	CANDY RIDE	2019	KY	50,000	19	12	9	372,000	70,000
ARROGATE	2013	UNBRIDLED'S SONG	2019	DEAD	-	24	13	11	363,182	330,000
NYQUIST	2013	UNCLE MO	2018	KY	75,000	32	20	19	362,079	160,000
INTO MISCHIEF	2005	HARLAN'S HOLIDAY	2010	KY	225,000	36	23	15	355,667	300,000
MORNING LINE	2007	TIZNOW	2015	DEAD	-	1	1	1	310,000	310,000
SKIPSHOT	2007	SKIP AWAY	2014	KY	5,000	1	1	1	285,000	285,000
AMERICAN PHAROAH	2012	PIONEEROF THE NILE	2017	KY	100,000	19	13	11	250,636	115,000
PIONEEROF THE NILE	2006	EMPIRE MAKER	2011	DEAD	-	12	7	5	250,000	250,000
GHOSTZAPPER	2000	AWESOME AGAIN	2007	KY	85,000	13	9	6	248,333	225,000
PRACTICAL JOKE	2014	INTO MISCHIEF	2019	KY	22,500	54	32	26	224,231	165,000
FLATTER	1999	A.P. INDY	2005	KY	35,000	13	11	10	220,900	210,000
MUNNINGS	2006	SPEIGHTSTOWN	2012	KY	40,000	19	13	11	209,545	170,000
MACLEAN'S MUSIC	2008	DISTORTED HUMOR	2014	KY	20,000	26	15	13	203,385	125,000
UNCLE LINO	2013	UNCLE MO	2018	PA	4,000	1	1	1	200,000	200,000
WARRIOR'S REWARD	2006	MEDAGLIA D'ORO	2012	PA	5,000	1	1	1	200,000	200,000
UNION RAGS	2009	DIXIE UNION	2014	KY	30,000	22	15	13	184,077	110,000
LIAM'S MAP	2011	UNBRIDLED'S SONG	2017	KY	30,000	27	18	16	182,938	160,000
DRAMEDY	2009	DISTORTED HUMOR	2017	KSA	-	1	1	1	175,000	175,000
STREET BOSS	2004	STREET CRY	2010	KY	15,000	14	7	5	170,600	125,000
COMPETITIVE EDGE	2012	SUPER SAVER	2017	TX	5,000	3	2	2	167,500	167,500
FIRST DUDE	2007	STEPHEN GOT EVEN	2013	FL	7,500	2	1	1	165,000	165,000
TWIRLING CANDY	2007	CANDY RIDE	2013	KY	40,000	23	14	14	161,250	96,000
DISTORTED HUMOR	1993	FORTY NINER	2000	KY	PVT	14	9	7	161,143	70,000
PEACE AND JUSTICE	2010	WAR FRONT	2018	PA	3,500	2	1	1	160,000	160,000
UPSTART	2012	FLATTER	2018	KY	10,000	12	9	7	159,286	65,000
TAPIT	2001	PULPIT	2006	KY	185,000	11	6	5	156,000	180,000
CANDY RIDE	1999	RIDE THE RAILS	2006	KY	75,000	23	13	9	152,222	77,000
FROSTED	2012	TAPIT	2018	KY	25,000	37	27	23	150,739	90,000
SHANGHAI BOBBY	2010	HARLAN'S HOLIDAY	2015	JPN	-	3	1	1	150,000	150,000
CLASSIC EMPIRE	2014	PIONEEROF THE NILE	2019	KY	17,500	43	26	19	147,842	85,000
BERNARDINI	2003	A.P. INDY	2008	KY	35,000	21	14	13	145,692	100,000
VIOLENCE	2010	MEDAGLIA D'ORO	2015	KY	25,000	34	19	14	144,893	92,500
SHACKLEFORD	2008	FORESTRY	2014	KOR	-	6	5	5	141,600	100,000
MORE THAN READY	1997	SOUTHERN HALO	2002	KY	65,000	26	16	12	137,250	127,500
DIALED IN	2008	MINESHAFT	2014	KY	15,000	14	11	7	137,143	140,000
CONNECT	2013	CURLIN	2019	KY	15,000	36	29	26	136,308	70,000
MIDNIGHT STORM	2011	PIONEEROF THE NILE	2019	KY	7,500	22	17	15	135,200	55,000
ASTERN	2013	MEDAGLIA D'ORO	2019	KY	7,500	14	9	8	134,250	71,000
MEDAGLIA D'ORO	1999	EL PRADO	2006	KY	150,000	9	5	4	130,500	137,500
RAINBOW HEIR	2010	WILDCAT HEIR	2019	MD	2,000	2	2	2	130,000	130,000
TEXAS RED	2012	AFLEET ALEX	2018	KY	10,000	1	1	1	130,000	130,000
FURY KAPCORI	2010	TIZNOW	2017	FL	2,500	2	1	1	125,000	125,000
LORD NELSON	2012	PULPIT	2019	KY	10,000	28	17	15	124,567	70,000
AMERICAN FREEDOM	2013	PULPIT	2019	KY	6,000	34	22	18	124,111	77,500
HARD SPUN	2004	DANZIG	2009	KY	35,000	18	11	10	119,200	77,500
VALIANT MINISTER	2013	CANDY RIDE	2019	FL	3,000	10	9	9	117,000	75,000
CAIRO PRINCE	2011	PIONEEROF THE NILE	2016	KY	15,000	26	19	16	115,188	57,500
OUTWORK	2013	UNCLE MO	2018	KY	15,000	19	9	9	113,556	50,000
LEMON DROP KID	1996	KINGMAMBO	2002	RETIRED	15,000	11	6	4	112,500	70,000

[For a complete roster of all 208 North American sires of 2yos, please click here](#)

SECTION 3: EUROPEAN 2YO SALE AVERAGES

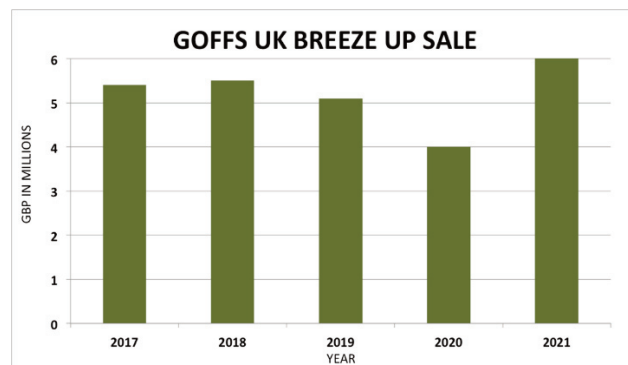
THE WORLDWIDE SALES TICKER: EUROPEAN SALES DATA

THROUGH MAY 3, 2021



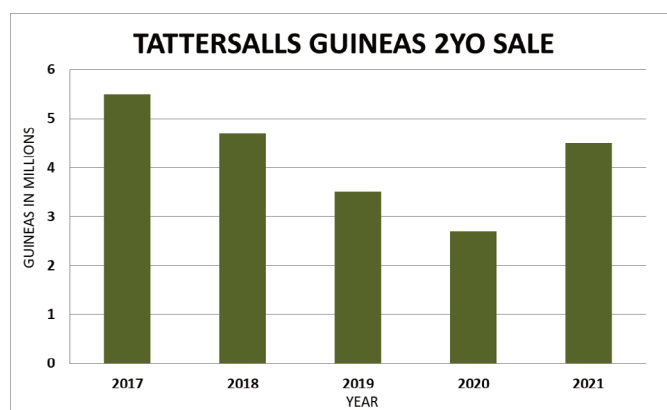
TATTERSALLS CRAVEN SALE (IN GUINEAS)

YEAR	CAT	RING	SOLD	% W/D	% S/R	%S/C	GROSS	AVG
2021	169	137	121	18.9%	88.3%	71.6%	10,408,500	86,021
2020	154	84	70	45.5%	83.3%	45.5%	6,649,500	94,993
2019	147	109	85	25.9%	78.0%	57.8%	10,343,000	121,682
2018	172	142	94	17.4%	66.2%	54.7%	13,313,500	141,633
2017	152	124	98	18.4%	79.0%	64.5%	14,120,000	144,082



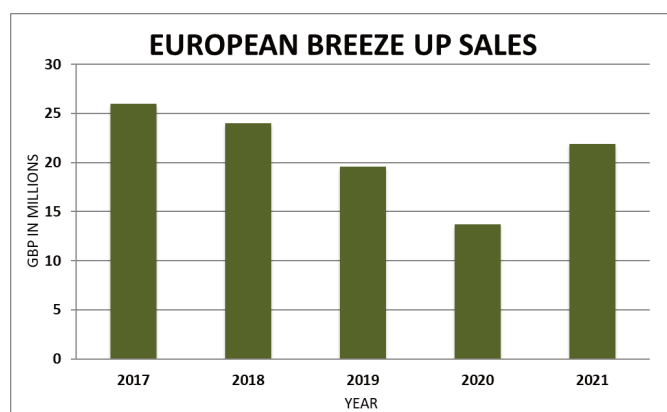
GOFFS UK 2YO BREEZE UP

YEAR	CAT	RING	SOLD	% W/D	% S/R	%S/C	GROSS	AVG
2021	178	144	128	19.1%	88.9%	71.9%	£6,219,500	£48,590
2020	165	99	89	40.0%	89.9%	53.9%	£3,975,400	£44,667
2019	160	130	109	18.8%	83.8%	68.1%	£5,068,250	£46,498
2018	207	182	138	12.1%	75.8%	66.7%	£5,528,000	£40,058
2017	152	134	120	11.8%	89.6%	78.9%	£5,408,000	£45,067



TATTS GUINEAS 2YO BREEZE UP

YEAR	CAT	RING	SOLD	% W/D	% S/R	%S/C	GROSS	AVG
2021	236	184	150	22.0%	81.5%	63.6%	4,492,250	29,948
2020	157	116	94	26.1%	81.0%	59.9%	2,680,000	28,511
2019	175	144	121	17.7%	84.0%	69.1%	3,489,500	28,839
2018	235	194	143	17.4%	73.7%	60.9%	4,697,300	32,848
2017	214	179	154	16.4%	86.0%	72.0%	5,502,200	35,729



TOTAL EUROPEAN BREEZE UP SALES THROUGH MAY 3, 2021

YEAR	CAT	RING	SOLD	% W/D	% S/R	%S/C	GROSS	AVG
2021	583	465	399	20.2%	85.8%	68.4%	£21,865,287	£54,800
2020	476	299	253	37.2%	84.6%	53.2%	£13,771,375	£54,432
2019	482	383	315	20.5%	82.2%	65.4%	£19,592,375	£62,198
2018	614	518	375	15.6%	72.4%	61.1%	£23,956,121	£63,883
2017	518	437	372	15.6%	85.1%	71.8%	£26,011,310	£69,923

LEADING EUROPEAN SIRES OF TWO-YEAR-OLDS IN TRAINING

(2021 2YO SALES INCLUDING TATTERSALLS CRAVEN, TATTERSALLS GUINEAS, AND GOFFS UK)

SIRE NAME	YOB	HIS SIRE	FFLS	ST	2021 FEE	# CAT	# RING	# SOLD	US\$ AVG	US\$ MED
PRACTICAL JOKE	2014	INTO MISCHIEF	2019	KY	22,500	2	2	2	238,100	238,100
TORONADO	2010	HIGH CHAPARRAL	2016	FR	8,000	1	1	1	200,004	200,004
KINGMAN	2011	INVINCIBLE SPIRIT	2016	ENG	150,000	5	5	3	181,590	140,000
LOPE DE VEGA	2007	SHAMARDAL	2012	IRE	125,000	3	2	2	157,146	157,146
DABIRSIM	2009	HAT TRICK	2015	FR	12,000	4	4	4	141,431	157,146
JIMMY CREED	2009	DISTORTED HUMOR	2015	KY	10,000	1	1	1	135,000	135,000
ARROGATE	2013	UNBRIDLED'S SONG	2019	DEAD	-	1	1	1	123,812	123,812
OASIS DREAM	2000	GREEN DESERT	2005	ENG	20,000	4	3	3	104,764	104,764
STREET BOSS	2004	STREET CRY	2010	KY	15,000	2	1	1	104,764	104,764
NIGHT OF THUNDER	2011	DUBAWI	2017	IRE	75,000	10	6	5	104,240	104,764
MORE THAN READY	1997	SOUTHERN HALO	2002	KY	65,000	2	2	2	104,049	104,049
NO NAY NEVER	2011	SCAT DADDY	2016	IRE	125,000	5	5	4	95,358	85,716
AMERICAN PHAROAH	2012	PIONEEROF THE NILE	2017	KY	100,000	1	1	1	95,240	95,240
BLAME	2006	ARCH	2012	KY	30,000	3	3	3	90,683	78,000
TWILIGHT SON	2012	KYLLACHY	2018	ENG	5,000	4	4	4	87,501	59,525
UNION RAGS	2009	DIXIE UNION	2014	KY	30,000	5	5	5	86,430	57,144
HARD SPUN	2004	DANZIG	2009	KY	35,000	1	1	1	85,716	85,716
BERNARDINI	2003	A.P. INDY	2008	KY	35,000	1	1	1	76,192	76,192
KANTHAROS	2008	LION HEART	2012	KY	30,000	2	1	1	76,192	76,192
KITTEN'S JOY	2001	EL PRADO	2007	KY	60,000	1	1	1	73,335	73,335
MEHMAS	2014	ACCLAMATION	2018	IRE	25,000	31	27	23	71,535	60,000
ULYSSES	2013	GALILEO	2019	ENG	10,000	3	3	2	71,239	71,239
ECTOT	2011	HURRICANE RUN	2019	FR	4,000	2	2	2	69,049	69,049
CARAVAGGIO	2014	SCAT DADDY	2019	KY	25,000	11	11	9	67,472	32,000
ALMANZOR	2013	WOOTTON BASSETT	2019	FR	30,000	2	2	2	66,668	66,668
SLADE POWER	2009	DUTCH ART	2016	FR	3,000	1	1	1	66,668	66,668
NOBLE MISSION	2009	GALILEO	2016	JPN	-	2	2	2	63,215	63,215
SIYOUNI	2007	PIVOTAL	2012	FR	140,000	7	5	5	60,668	71,430
EXAGGERATOR	2013	CURLIN	2018	KY	15,000	2	2	2	59,048	59,048
KODIAC	2001	DANEHILL	2008	IRE	65,000	23	19	17	58,782	31,429
DARK ANGEL	2005	ACCLAMATION	2009	IRE	60,000	9	9	8	58,099	66,668
POSTPONED	2011	DUBAWI	2019	ENG	7,500	4	4	4	57,543	46,548
HIGHLAND REEL	2012	GALILEO	2019	IRE	10,000	6	4	3	57,176	59,049
DIVINE PROPHET	2013	CHOISIR	2019	AUS	-	2	2	2	56,500	56,500
PRINCE OF LIR	2014	KODIAC	2018	IRE	4,000	3	3	3	56,429	65,000
DISTORTED HUMOR	1993	FORTY NINER	2000	KY	Private	3	2	2	55,715	55,715
FAST COMPANY	2005	DANEHILL DANCER	2012	DEAD	-	8	6	5	55,639	64,763
BIRCHWOOD	2013	DARK ANGEL	2019	FR	5,000	1	1	1	55,000	55,000
CHURCHILL	2014	GALILEO	2019	IRE	30,000	6	5	5	54,887	52,382
ACCLAMATION-GB	1999	ROYAL APPLAUSE	2005	IRE	27,500	12	7	7	54,865	42,858
EMPIRE MAKER	2000	UNBRIDLED	2005	DEAD	-	1	1	1	54,287	54,287
SEA THE MOON	2011	SEA THE STARS	2016	ENG	22,500	4	3	2	53,334	53,334
MAGICIAN	2010	GALILEO	2016	ITY	-	2	2	2	52,382	52,382
SEA THE STARS	2006	CAPE CROSS	2011	IRE	150,000	1	1	1	52,382	52,382
CARPE DIEM	2012	GIANT'S CAUSEWAY	2017	KY	7,500	2	1	1	52,000	52,000
FOOTSTEPSINTHESAND	2002	GIANT'S CAUSEWAY	2007	IRE	12,500	8	7	6	50,556	36,429
GLENEAGLES	2012	GALILEO	2017	IRE	25,000	3	1	1	49,525	49,525
NATHANIEL	2008	GALILEO	2014	ENG	15,000	2	1	1	49,525	49,525
NEW BAY	2012	DUBAWI	2018	IRE	20,000	4	3	3	49,524	23,810
MUHAARAR	2012	OASIS DREAM	2017	ENG	10,000	4	3	3	48,350	26,000
ARDAD	2014	KODIAC	2019	ENG	4,000	17	12	9	48,281	37,000
GALILEO GOLD	2013	PACO BOY	2019	IRE	5,000	11	8	8	46,938	20,905
RIBCHESTER	2013	IFFRAAJ	2019	IRE	17,500	14	11	10	46,315	37,144
SHOWCASING	2007	OASIS DREAM	2012	ENG	45,000	12	10	8	45,209	30,953

[For a complete roster of all 144 European sires of 2yos, please click here](#)

SECTION 4: AUSTRALASIAN YEARLING SALES



Not A Single Doubt, Arrowfield Stud



Kingman, Juddmonte Stud



Deep Impact, Shadai Stallion Station

AUSTRALASIAN YEARLING SALES

Though there is a scattering of smaller sales in the next few weeks, the major Australasian yearling sales conclude with Inglis' Sydney Easter Sale, held this year April 6-7. This sale last year was badly hit by the Covid pandemic, so it is appropriate to compare this year's results with 2019, which grossed A\$122,795,500 for 346 yearlings sold (76.9% of the 450 catalogued), for an average of A\$354,900. This year's sale saw incremental gains of 9.6% in gross and 4% in average compared to 2019, as 365 yearlings (78.3% of those catalogued) grossed A\$134,665,000 and averaged A\$368,945.

The Australasian yearling sales season kicked off with the Magic Millions Gold Coast Sale surpassing the A\$200-million mark for the first time, though there were an additional 200 yearlings catalogued during the week this year, with an additional 146 sold, so though the gross was up by 12% over the (pre-Covid) 2020 total, with 18% more catalogued and 17% more sold the average dropped by 4%, to A\$208,387. The Australian sales have remained strong right through Sydney Easter, though New Zealand's Karaka series suffered a 24% drop in yearlings catalogued, and a NZ\$18-million (23%) drop in gross as well over 100 extra NZ yearlings were shipped to sell in Australia in anticipation of no travel to New Zealand for the sale.

So it's appropriate to include the Karaka sales series as part of the complete picture of the Australasian yearling sales through Sydney Easter (see the Worldwide Sales Ticker, p. 14). Again comparing with 2019, a total of 6,022

yearlings were catalogued at this year's sales, of which 4,454 sold (an impressive 74.0% of those catalogued), grossing A\$651,814,150 and averaging A\$146,344. This was 4% fewer than the 6,302 catalogued in 2019, of which 4,614 sold (73.2% of catalogued), for a gross of A\$630,728,500 and an average of A\$136,699. The number sold was 3% lower than in 2019, the gross was up by 3% and the average up by 7%. The high-water mark for gross was actually achieved in 2018, when 4,702 yearlings (77.6% of those catalogued) grossed A\$643,460,250. The sales didn't record massive gains or anything this year but they were already operating at a very high level, and this year's sales have validated the Australian model as arguably the world's strongest marketplace among countries with 'open' ownership of racehorses.

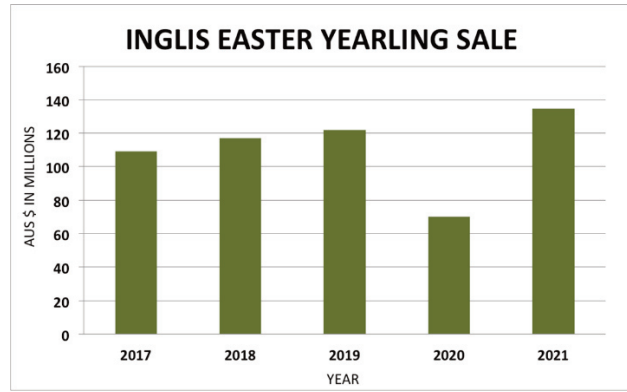
Arrowfield's now-retired **Not A Single Doubt**, who led the Australian General Sire List until mid-April, had the highest yearling average for Australasian-based sires, with 28 yearlings (a mega-impressive 93.3% of those catalogued) averaging A\$563,214. Yarraman Park's **I Am Invincible** put up equally impressive numbers, though, with 102 yearlings (81.6% of 125 catalogued) grossing nearly A\$55-million and averaging A\$536,127. In an earlier issue we proposed a head-to-head bet: which would have the greater gross at the Easter sale, perennial leading consignors Arrowfield or **I Am Invincible**? He was the clear winner, with 44 Easter yearlings grossing A\$27,085,000 – 20% of the sale's entire gross – versus Arrowfield's not-unimpressive total of A\$21.8-million.

Four-time Leading Sire **Snitzel**, also from Arrowfield and like Not A Single Doubt a son of the massively influential **Redoute's Choice**, Danehill's all-time number one son, had a very strong sales series himself, with 83 yearlings averaging A\$478,463, while Redoute's Choice checked in fourth with 16 yearlings from his final crop averaging A\$440,313. Coolmore's **Fastnet Rock**, Danehill's second-best son, also bettered the \$400,000-average mark as he had 36 yearlings average A\$401,083. It's heady stuff, isn't it? Danehill's third-best son, Darley's **Exceed And Excel**, had 26 average A\$360,769, with current Leading Sire **Written Tycoon** also clearing the \$300k average mark with 71 yearlings averaging A\$311,176. **Zoustar** (107/avg A\$273,592), **Savabeel** (60/\$221,632), leading freshman sire **Capitalist** (94/A\$217,638), **Pierro** (92/A\$213,201), and leading first-crop yearling sire **Almanzor** (57/A\$201,544), who just had his first winner up north, completes the list of 12 Australasian-based sires who have averaged over A\$200,000.

In a very promising, and very strongly supported, crop of sires with their first 2yo's this season, five other F2018 sires (besides Newgate's **Capitalist**) have averaged A\$135k+: Coolmore's **American Pharoah** (51/A\$186,449), the 2015 US Triple Crown winner and leading third-crop sire in North America; Arrowfield's shuttlers **Shalaa** (69/A\$181,806), by I Am Invincible and Kingman's sire, Invincible Spirit, and #3 on the current Australian first-crop sire list, and **Maurice** (32/A\$147,719), leading second-crop sire (1st 3yo's) in Japan; Newgate's **Extreme Choice** (18/A\$171,389), sire of G1 Golden Slipper winner Stay Inside and #2 first-crop sire behind only barnmate Capitalist; and Darley's **Frosted** (11/A\$135,455), another who's made a sharp start and #5 on the freshman sire list.

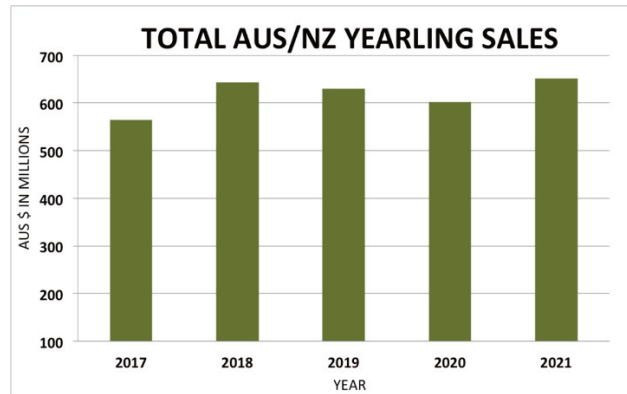
Eight sires with their first yearlings selling this season have averaged over A\$100,000, with another two in the 90's. Shuttler **Almanzor** (57/A\$201,444) as mentioned, who stands at Cambridge Stud in NZ, is the top first-crop-yearling sire. Also with six-figure averages: Coolmore's Royal Ascot winner (and therefore a good prospect by definition) by Fastnet Rock, **Merchant Navy** (79/A\$130,317); Yarraman Park's **Hellbent** (77/A\$129,197), by I Am Invincible; Newgate's **Russian Revolution** (83/A\$123,658) and **Menari** (10/A\$110,900), both by Snitzel; Coolmore's shuttler **Churchill** (33/A\$112,445), a top prospect in Europe (now with first 2yo's) by Galileo; Aquis Farm's **Invader** (34/A\$124,924), another by Snitzel; and Arrowfield's **Pariah** (62/A\$107,684), a sprinter by Redoute's Choice himself. Not far off the six-figure average mark were Darley's pair of **Ribchester** (10/A\$96,840), a top European miler by Iffraaj who's already had an impressive 2yo winner at Keeneland on her way to Royal Ascot for Stonestreet and Wesley Ward; and **Impending** (53/A\$94,728), a top 6f-7f sprinter by Lonhro.

THE WORLDWIDE SALES TICKER: AUSTRALASIAN SALES DATA
THROUGH APRIL 26, 2021



INGLIS EASTER SALE

YEAR	CAT	RING	SOLD	% W/D	% S/R	%S/C	GROSS	AVG
2021	466	406	365	12.9%	89.9%	78.3%	\$ 134,665,000	\$ 368,945
2020	514	345	223	32.9%	64.6%	43.4%	\$ 69,890,500	\$ 313,410
2019	450	407	346	9.6%	85.0%	76.9%	\$ 122,795,500	\$ 354,900
2018	450	397	337	11.8%	84.9%	74.9%	\$ 116,847,500	\$ 346,728
2017	404	355	308	12.1%	86.8%	76.2%	\$ 109,320,000	\$ 354,935



TOTAL AUS/NZ YEARLING SALES

YEAR	CAT	RING	SOLD	% W/D	% S/R	%S/C	GROSS	AVG
2021	6,022	5,223	4,454	13.3%	85.3%	74.0%	\$651,814,150	\$146,344
2020	6,197	5,463	4,415	11.8%	80.8%	71.2%	\$601,442,598	\$136,227
2019	6,302	5,675	4,614	9.9%	81.3%	73.2%	\$630,728,488	\$136,699
2018	6,061	5,514	4,702	9.0%	85.3%	77.6%	\$643,460,250	\$136,848
2017	6,028	5,491	4,553	8.9%	82.9%	75.5%	\$564,309,650	\$123,942

LEADING AUSTRALASIAN SIRES OF YEARLINGS

(MAGIC MILLIONS JANUARY, GOLD COAST MARCH, ADELAIDE, PERTH, TASMANIA;
KARAKA; INGLIS CLASSIC, EASTER, MELBOURNE)

SIRE NAME	YOB	HIS SIRE	FFLS	ST	2020 FEE	# CAT	# RING	# SOLD	AU\$ AVG	AU\$ MED	NZD\$ AVG
KINGMAN (NH)	2011	INVINCIBLE SPIRIT	2016	ENG	150,000	3	3	3	941,667	600,000	642,000
DEEP IMPACT (NH)	2002	SUNDAY SILENCE	2008	DEAD	-	3	3	3	583,333	500,000	535,000
NOT A SINGLE DOUBT	2001	REDOUTE'S CHOICE	2006	RETIRED	-	30	28	28	563,214	412,500	441,375
I AM INVINCIBLE	2004	INVINCIBLE SPIRIT	2011	NSW	209,000	125	108	102	536,127	460,000	492,200
LORD KANALOA (NH)	2008	KING KAMEHAMEHA	2015	JPN	PVT	5	4	4	533,750	527,500	564,425
DURAMENTE (NH)	2012	KING KAMEHAMEHA	2018	JPN	PVT	1	1	1	500,000	500,000	535,000
SNITZEL	2002	REDOUTE'S CHOICE	2007	NSW	165,000	111	100	83	478,463	400,000	428,000
REDOUTE'S CHOICE	1996	DANEHILL	2001	DEAD	-	20	18	16	440,313	385,000	411,950
FASTNET ROCK	2001	DANEHILL	2006	NSW	165,000	43	37	36	401,083	355,000	379,850
EXCEED AND EXCEL	2000	DANEHILL	2005	NSW	132,000	35	33	26	360,769	185,000	197,950
SIYOUNI (NH)	2007	PIVOTAL	2012	FR	140,000	9	9	9	312,778	260,000	278,200
WRITTEN TYCOON	2002	IGLESIA	2008	NSW	77,000	98	80	71	311,176	250,000	267,500
CAMELOT (NH)	2009	MONTJEU	2015	IRE	45,000	1	1	1	300,000	300,000	321,000
LOPE DE VEGA (NH)	2007	SHAMARDAL	2012	IRE	125,000	1	1	1	300,000	300,000	321,000
ZOUSTAR	2010	NORTHERN METEOR	2015	NSW	121,000	135	121	107	273,592	200,000	214,000
JUST A WAY (NH)	2009	HEART'S CRY	2017	JPN	PVT	3	3	3	260,000	240,000	256,800
TAPIT (NH)	2001	PULPIT	2006	KY	185,000	1	1	1	250,000	250,000	267,500
FRANKEL (NH)	2008	GALILEO	2014	ENG	175,000	14	12	10	243,000	240,000	256,800
SAVABEEL	2001	ZABEEL	2006	NZ	100,000	88	68	60	221,632	190,000	203,300
CAPITALIST	2013	WRITTEN TYCOON	2018	NSW	44,000	107	102	94	217,638	150,000	160,500
PIERRO	2009	LONHRO	2014	NSW	137,500	115	102	92	213,201	160,000	171,200
ALMANZOR	2013	WOOTTON BASSETT	2019	NZ	30,000	66	60	57	201,544	169,200	181,044
AMERICAN PHAROAH	2012	PIONEEROF THE NILE	2018	KY	55,000	75	60	51	186,449	145,700	155,899
SHALAA	2013	INVINCIBLE SPIRIT	2018	NSW	33,000	76	70	69	181,806	130,000	139,100
EXTREME CHOICE	2013	NOT A SINGLE DOUBT	2018	NSW	22,000	23	19	18	171,389	140,000	149,800
LONHRO	1998	OCTAGONAL	2005	NSW	66,000	50	47	39	168,446	160,000	171,200
SO YOU THINK	2006	HIGH CHAPARRAL	2013	NSW	38,500	109	98	86	167,966	120,000	128,400
DEEP FIELD	2010	NORTHERN METEOR	2016	NSW	55,000	136	120	108	164,597	125,000	133,750
SEBRING	2005	MORE THAN READY	2010	DEAD	-	110	98	83	159,865	120,000	128,400
MORE THAN READY	1997	SOUTHERN HALO	2002	KY	-	29	21	19	152,053	120,000	128,400
DUNDEEL	2009	HIGH CHAPARRAL	2015	NSW	66,000	73	61	56	149,975	110,000	117,700
MAURICE	2011	SCREEN HERO	2018	JPN	-	36	33	32	147,719	125,000	133,750
TAVISTOCK	2005	MONTJEU	2011	DEAD	-	55	51	46	144,398	130,800	139,956
SPIRIT OF BOOM	2007	SEQUALO	2015	QLD	44,000	110	92	75	139,617	110,000	117,700
FROSTED	2012	TAPIT	2018	VIC	22,000	14	12	11	135,455	90,000	96,300
MERCHANT NAVY	2014	FASTNET ROCK	2019	NSW	44,000	103	91	79	130,137	100,000	107,000
MEDAGLIA D'ORO (NH)	1999	EL PRADO	2011	KY	150,000	2	2	2	130,000	130,000	139,100
HELLBENT	2012	I AM INVINCIBLE	2019	NSW	22,000	95	82	77	129,197	105,000	112,350
RUSSIAN REVOLUTION	2013	SNITZEL	2019	NSW	44,000	101	92	83	125,658	100,000	107,000
INVADER	2014	SNITZEL	2019	NSW	22,000	45	40	34	124,924	77,500	82,925
STREET BOSS	2004	STREET CRY	2010	KY	27,500	23	20	18	123,500	102,500	109,675
OCEAN PARK	2008	THORN PARK	2014	NZ	20,000	32	25	24	119,667	101,700	108,819
SCISSOR KICK	2011	REDOUTE'S CHOICE	2017	FR	-	3	3	3	119,167	37,500	40,125
NO NAY NEVER	2011	SCAT DADDY	2016	NSW	-	25	22	19	115,116	100,000	107,000
TORONADO	2010	HIGH CHAPARRAL	2016	VIC	27,500	41	39	32	114,731	90,000	96,300
CHURCHILL	2014	GALILEO	2019	NSW	19,250	40	38	33	112,445	110,000	117,700
BRAZEN BEAU	2011	I AM INVINCIBLE	2016	VIC	49,500	24	20	15	111,400	90,000	96,300
MENARI	2014	SNITZEL	2019	NSW	16,500	11	11	10	110,900	90,000	96,300
MUHAARAR (NH)	2012	OASIS DREAM	2017	ENG	10,000	1	1	1	110,000	110,000	117,700
PER INCANTO	2004	STREET CRY	2012	NZ	15,000	35	30	26	109,528	103,400	110,638
PARIAH	2014	REDOUTE'S CHOICE	2019	NSW	16,500	74	67	62	107,684	92,500	98,975
IFFRAAJ	2001	ZAFONIC	2009	ENG	-	38	34	28	103,839	75,200	80,464
INTO MISCHIEF (NH)	2005	HARLAN'S HOLIDAY	2010	KY	225,000	4	4	4	103,750	75,000	80,250
CHOISIR	1999	DANEHILL DANCER	2004	RETIRED	16,500	24	17	14	103,107	60,000	64,200
SHAMUS AWARD	2010	SNITZEL	2015	VIC	19,800	17	12	10	98,698	85,500	91,485
RIBCHESTER	2013	IFFRAAJ	2019	NZ	15,000	13	11	10	96,840	92,500	98,975
IMPENDING	2013	LONHRO	2019	VIC	19,800	63	58	53	94,728	75,000	80,250

[*For a complete list of all 253 Australasian Sires of Yearlings click here](#)

SECTION 5: LEADING YOUNG SIRES IN AUSTRALASIA

EARNINGS THROUGH APRIL 27, 2021

F2018 ANZ SIRES: NEWGATE TRIO TOP SIX BREAKING FAST

We discussed in some detail in our April issue (p. 12) the massive gamble undertaken by Henry Field and Newgate Stud in sires who stood their first seasons in 2017 and whose first foals are now 2yo's. That gamble continued to pay off big-time when Captivant, already one of now-11 winners, 4 SW, and 10 Stakes Horses, became the first G1 winner, in the G1 Champagne S. (1600m) at Randwick April 24, for the record-breaking freshman sire **Capitalist**, now with an unprecedented A\$3-million in progeny earnings (Australia and New Zealand combined) in their progeny's first season of racing. Newgate also stands, of course, #2-ranked **Extreme Choice**, sire of G1 Golden Slipper winner Stay Inside, and #4-ranked **Flying Artie**, sire of G1 Blue Diamond S. winner Artorius – who, along with Stay Inside, Captivant, and another Capitalist colt, the speedy G2-placed Profiteer, are all also part-owned by Newgate. They have made a massive move up the ranks of Hunter Valley stud farms.

The other two sires to have A\$1m-plus in progeny earnings thus far are shuttlers with their first 3yo's in the Northern Hemisphere: #3-ranked **Shalaa**, who shuttles from France's Haras de Bouquetot to Arrowfield, and #5-ranked **Frosted**, who shuttles from Darley Kentucky to their Victoria base. Shalaa has four stakes horses, including dual G3 and \$2-million Magic Millions 2yo race winner Shaquero. **Frosted** also has four stakes horses, including a pretty tough colt in Ingratiating, who has run in seven stakes races in seven starts, for two Listed wins and six black-type placings, including a second in the G1 Blue Diamond and third in the G1 Golden Slipper. For a Tapit who ran on the dirt, Frosted is getting good results with quick 2yo's on the grass.

Vinery's #6-ranked **Star Turn**, who last weekend got his first SW when his fillies Miss Hipstar and Stellar Magic ran one-two in the Dalrello S. (1000m) in Queensland, himself now has just short of \$1m, now at \$987k. Interestingly, aside from the two shuttlers, the four homegrown among the top six freshman sires all contested the 2016 G1 Golden Slipper. Capitalist won it, Flying Artie finished 3rd, Star Turn 6th, and Extreme Choice 8th. When Star Turn returned as a 3yo in the 2016-17 season, he ran seven times that season: he won the G2 Schillaci S. and G3 San Domenico S., both at 1100m, ran second in the G2 Run to Rose, and third in four consecutive G1's at 1000m-1200m to close out his career. He was one serious sprinter.

F2017 ANZ SIRES: A WORK IN PROGRESS

It's often premature to assess how sires are really doing until the year they've had their first 4yo's race. Of course the market demands – especially in Australia, where 2yo racing is so significant in the valuation of stallion prospects – significant indicators (like Capitalist has 10 black-type horses already) at the earliest opportunity, but that doesn't change the fact that we often can't make dependable assessments of sires until their first 4yo's are racing and they've had their second crop of 3yo's.

So the current crop of sires with their first 3yo's, those with their first Southern Hemisphere foals in 2017 and denoted as F2017 sires, is a work in progress. Of the top five sires in the group by cumulative progeny earnings (Australia and New Zealand combined, and provided by Arion Pedigrees), #3-ranked **Spill The Beans** has died, and #4-ranked **Night of Thunder** only shuttled one season. The other three: #1-ranked **Pride of Dubai** and #5-ranked **Vancouver**, will both be standing for \$22,000 at Coolmore in 2021; and #2-ranked **Headwater** has been raised to \$16,500 at Vinery. They're not among the highest-priced stallions in Australasia for 2021, but things can happen very quickly with sires at this stage of proceedings- in fact, all three of these sires had big wins in April. Pride of Dubai had two SW last month, including the 2yo G3 Baillieu S. winner Saif; the 3yo filly Jamaea, by Headwater, won the \$1m 1200m G2 Percy Sykes S. at Randwick on April 17; and the 3yo gelding Yaletown, by Vancouver, won the G2 Tulloch S. at Rosehill April 3.

Thus far only two F2017 ANZ sires – both Darley sires, as it happens – have sired G1 winners. **Kermadec**, who will be standing at Kelvinside for just \$11,000 in 2021, has sired the super-tough filly Montefilia, who won the G1 Flight S. (1600m) and the G1 Spring Champion S. (2000m) in the spring and has since run in five more G1 races, including against colts, for two thirds, one 4th, one 5th, and one 6th. **Contributer**, who jumps to \$22,000 at Mapperley Stud in New Zealand, has G1 Randwick Guineas (1600m) winner and G1 ATC Derby third Lion's Roar in his first crop, as well as the G2-winning filly Llanacord in New Zealand. He looks another useful middle-distance son of High Chaparral, sire also of So You Think and Dundee.

So it is still very much percolating among this group, but here's a snapshot of where we are at the end of April. It could all look a lot different by the end of the calendar year, when their oldest will be nearly halfway through their 4yo seasons.

AUSTRALASIAN LEADING SIREs WITH FIRST FOALS 2018

RANK	STALLION	YOB	SIRE NAME	CURRENT ST	OTHER ST	RNRs	WNRS	EARNINGS	SWs	SHs	GWs	GHs	G1W	G1Hs	Win Dist
1	CAPITALIST	2013	WRITTEN TYCOON	NSW	NSW	47	11	3,083,066	4	10	2	4	1	1	1092
2	EXTREME CHOICE	2013	NOT A SINGLE DOUBT	NSW	NSW	12	5	2,614,702	1	3	1	2	1	1	1075
3	SHALAA	2013	INVINCIBLE SPIRIT	NSW	FR	26	5	1,846,686	1	4	1	3	0	0	1128
4	FLYING ARTIE	2013	ARTIE SCHILLER	NSW	NSW	31	6	1,548,711	1	2	1	1	1	1	1128
5	FROSTED	2012	TAPIT	VIC	KY	11	5	1,315,331	2	4	1	3	0	1	1056
6	STAR TURN	2013	STAR WITNESS	NSW	NSW	26	9	987,620	1	4	0	1	0	0	1082
7	ROMMEL	2011	COMMANDS	WA	WA	9	4	414,672	0	1	0	0	0	0	1127
8	MAURICE	2011	SCREEN HERO	JPN	NSW	24	5	394,560	0	2	0	1	0	0	1250
9	CABLE BAY	2011	INVINCIBLE SPIRIT	VIC	ENG	14	3	255,930	0	0	0	0	0	0	1150
10	WINNING RUPERT	2013	WRITTEN TYCOON	NSW	NSW	16	5	247,445	0	1	0	0	0	0	1020
11	SOOBOOG	2012	SNITZEL	NSW	NSW	19	7	235,240	0	1	0	0	0	0	1150
12	ASTERN	2013	MEDAGLIA D'ORO	NSW	NSW	16	4	192,307	1	1	0	0	0	0	1110
13	BELARDO	2012	LOPE DE VEGA	NZ	IRE	18	2	176,972	1	2	0	1	0	0	1000
14	DIVINE PROPHET	2013	CHOISIR	QLD	NSW	21	3	159,819	0	1	0	1	0	0	1037
15	DEFCON	2013	CHOISIR	QLD	QLD	9	2	141,725	0	0	0	0	0	0	1200
16	WORTHY CAUSE	2011	CHOISIR	QLD	QLD	5	2	121,775	0	0	0	0	0	0	1166
17	AMERICAN PHAROAH	2012	PIONEEROF THE NILE	KY	NSW	13	3	118,910	0	0	0	0	0	0	1166
18	AWESOME ROCK	2011	FASTNET ROCK	WA	WA	5	1	112,500	0	1	0	0	0	0	1000
19	REBEL DANE	2009	CALIFORNIA DANE	VIC	VIC	2	1	106,420	0	1	0	1	0	0	1200
20	XTRAVAGANT	2012	PENTIRE	NSW	NSW	8	1	102,971	0	0	0	0	0	0	1000
21	AIR FORCE BLUE	2013	WAR FRONT	KY	NSW	14	1	89,822	0	1	0	0	0	0	1000
22	TELPERION	2013	STREET CRY	NZ	NZ	1	1	76,720	1	1	1	1	0	0	1050
23	UNDER THE LOUVRE	2010	EXCELLENT ART	QLD	QLD	6	2	63,650	0	0	0	0	0	0	1150
24	ODYSSEY MOON	2012	SNITZEL	NSW	NSW	7	1	62,825	0	0	0	0	0	0	1000
25	WOLF CRY	2012	STREET CRY	VIC	VIC	3	1	57,700	0	1	0	1	0	0	1200
26	SIR PRANCEALOT	2010	TAMAYUZ	SA	CA	5	0	57,573	0	0	0	0	0	0	-
27	KISS AND MAKE UP	2013	MORE THAN READY	QLD	QLD	10	1	50,890	0	0	0	0	0	0	1006
28	KING'S TROOP	2012	REDOUTE'S CHOICE	WA	WA	3	0	48,600	0	0	0	0	0	0	-
29	VADAMOS	2011	MONSUN	NZ	IRE	5	2	45,462	0	0	0	0	0	0	1100
30	LUCKY STREET	2012	ORATORIO	WA	WA	9	1	44,350	0	0	0	0	0	0	1000
31	COUNTERATTACK	2012	REDOUTE'S CHOICE	GER	NSW	4	2	42,930	0	0	0	0	0	0	1075
32	SWEAR	2013	REDOUTE'S CHOICE	VIC	VIC	3	2	41,350	0	0	0	0	0	0	1150
33	HOLLER	2012	COMMANDS	VIC	VIC	7	0	36,035	0	0	0	0	0	0	-
34	VERT DE GRECE	2012	VERGLAS	WA	WA	3	0	28,600	0	0	0	0	0	0	-
35	STRATUM STAR	2011	STRATUM	NSW	NSW	12	0	27,850	0	0	0	0	0	0	-
36	PUCCINI	2010	ENCOSTA DE LAGO	NZ	NZ	3	0	25,457	0	1	0	1	0	0	-
37	MIKKI ISLE	2011	DEEP IMPACT	JPN	NSW	8	1	24,045	0	0	0	0	0	0	1000
38	TIVACI	2012	HIGH CHAPARRAL	NZ	NZ	10	0	23,583	0	0	0	0	0	0	-
39	TURN ME LOOSE	2011	IFFRAAJ	NZ	NZ	11	1	22,839	0	0	0	0	0	0	1200
40	BOBBY'S KITTEN	2011	KITTEN'S JOY	GB	NSW	4	0	19,590	0	0	0	0	0	0	-
41	MAHUTA	2012	FLYING SPUR	WA	WA	3	0	15,400	0	0	0	0	0	0	-
42	TERRITORIES	2012	INVINCIBLE SPIRIT	NSW	NSW	3	0	14,115	0	0	0	0	0	0	-
43	FURNACES	2012	EXCEED AND EXCEL	NSW	NSW	5	0	11,200	0	0	0	0	0	0	-
44	LIONHEARTED	2013	FASTNET ROCK	DEAD	TAS	6	0	8,925	0	0	0	0	0	0	-
38	RAGEESE	2012	STREET CRY	NZ	NZ	5	0	8,275	0	0	0	0	0	0	-
39	THUNDER FANTASY	2010	LUCKY OWNERS	-	-	1	0	6,500	0	0	0	0	0	0	-
40	WROTE	2009	HIGH CHAPARRAL	NZ	NZ	2	0	2,617	0	0	0	0	0	0	-
41	MSHAWISH	2010	MEDAGLIA D'ORO	KY	VIC	2	0	2,435	0	0	0	0	0	0	-
42	DE GAULLE	2014	EXCEED AND EXCEL	VIC	VIC	1	0	1,945	0	0	0	0	0	0	-
43	PALENTINO	2012	TEOFILO	VIC	VIC	2	0	1,700	0	0	0	0	0	0	-
44	AJAYA	2013	INVINCIBLE SPIRIT	-	-	2	0	1,275	0	0	0	0	0	0	-

[For a complete list of all AusNZ stallions with first foals 2018 click here](#)

AUSTRALASIAN LEADING SIRES WITH FIRST FOALS 2017

RANK	STALLION	YOB	SIRE NAME	CURRENT ST	OTHER ST	RNRS	WNRS	EARNINGS	SWs	SHs	GWs	GHs	G1W	G1Hs	Win Dist
1	PRIDE OF DUBAI	2012	STREET CRY	NSW	IRE	108	45	3,767,524	4	12	2	5	0	0	1255
2	HEADWATER	2012	EXCEED AND EXCEL	NSW	NSW	93	41	3,524,888	3	7	2	4	0	0	1150
3	SPILL THE BEANS	2012	SNITZEL	DEAD	QLD	111	41	3,245,509	2	4	0	1	0	0	1218
4	NIGHT OF THUNDER	2011	DUBAWI	IRE	VIC	35	24	2,899,690	4	6	2	5	0	1	1273
5	VANCOUVER	2012	MEDAGLIA D'ORO	NSW	KY	93	44	2,802,943	2	6	1	4	0	1	1316
6	I'M ALL THE TALK	2010	STRATUM	WA	WA	37	19	2,522,595	2	3	1	2	0	0	1232
7	KERMADEC	2011	TEOFILO	NSW	NSW	57	19	2,046,484	1	2	1	1	1	1	1518
8	PRESS STATEMENT	2012	HINCHINBROOK	NSW	NSW	75	32	1,949,580	2	3	0	1	0	0	1272
9	REAL IMPACT	2008	DEEP IMPACT	JPN	NSW	71	25	1,794,612	1	4	1	2	0	1	1406
10	SUPER ONE	2012	I AM INVINCIBLE	NSW	NSW	78	30	1,733,184	0	1	0	0	0	0	1151
11	CONTRIBUTER	2010	HIGH CHAPARRAL	NZ	NZ	41	17	1,605,353	2	5	2	3	1	2	1477
12	EXOSPHERE	2012	LONHRO	NSW	NSW	62	26	1,553,558	2	3	2	3	0	0	1233
13	RICH ENUFF	2011	WRITTEN TYCOON	VIC	VIC	56	30	1,530,742	2	2	1	1	0	0	1123
14	OUTREACH	2012	EXCEED AND EXCEL	NSW	NSW	60	19	1,149,141	1	3	0	0	0	0	1200
15	NOSTRADAMUS	2011	MEDAGLIA D'ORO	VIC	VIC	32	13	855,945	0	2	0	1	0	0	1169
16	BULL POINT	2010	FASTNET ROCK	NSW	NSW	36	17	855,242	0	1	0	0	0	0	1246
17	SCISSOR KICK	2011	REDOUTE'S CHOICE	FR	NSW	46	10	523,774	0	1	0	0	0	0	1270
18	SWEYNESSE	2011	LONHRO	NZ	NZ	41	13	490,787	3	6	1	4	0	0	1275
19	TRUST IN A GUST	2010	KEEP THE FAITH	VIC	VIC	18	7	432,454	0	1	0	0	0	0	1372
20	JABALI	2011	EXCEED AND EXCEL	QLD	QLD	19	10	431,140	0	0	0	0	0	0	1128
21	VALENTIA	2011	FASTNET ROCK	SA	SA	16	7	417,880	0	2	0	0	0	0	1278
22	READY FOR VICTORY	2012	MORE THAN READY	VIC	VIC	26	10	398,736	0	0	0	0	0	0	1290
23	CRITERION	2010	SEBRING	RETIRED	NSW	6	2	388,010	0	0	0	0	0	0	1333
24	VESPA	2011	ELUSIVE CITY	NZ	NZ	30	12	358,627	1	3	0	2	0	1	1291
25	MONGOLIAN KHAN	2011	HOLY ROMAN EMPEROR	NZ	NZ	49	12	347,264	0	1	0	0	0	0	1539
26	PANZER DIVISION	2011	REDOUTE'S CHOICE	NSW	NSW	19	8	310,671	0	0	0	0	0	0	1149
27	LONGMA	2010	SEBRING	-	-	2	2	258,100	1	1	1	1	0	0	1127
28	FREE EAGLE	2011	HIGH CHAPARRAL	IRE	NSW	19	5	247,018	0	0	0	0	0	0	1751
29	COMPLACENT	2010	AUTHORIZED	NZ	NZ	9	3	80,071	0	0	0	0	0	0	1422
30	DANDINO	2007	DANSILI	VIC	VIC	10	1	77,300	0	0	0	0	0	0	1400
31	LATE CHARGE	2010	HARD SPUN	-	-	1	1	60,800	0	0	0	0	0	0	1100
32	OFFICE BEARER	2009	OFFICER	-	-	6	1	54,464	0	0	0	0	0	0	950
33	GOLDEN HORN	2012	CAPE CROSS	ENG	ENG	3	2	52,950	0	0	0	0	0	0	1450
34	AGITATE	2010	SEQUALO	-	-	4	2	43,275	0	0	0	0	0	0	900
35	THE BOLD ONE	2010	FASTNET ROCK	NZ	NZ	8	1	39,714	0	0	0	0	0	0	1200
36	VA PENSIERO	2010	STRATUM	NSW	NSW	6	0	39,305	0	0	0	0	0	0	-
37	BOLD ATTRACTION	2011	ZARIZ	-	-	1	1	36,275	0	0	0	0	0	0	1100
38	SKYCLAD	2012	SNITZEL	NSW	NSW	8	1	30,995	0	0	0	0	0	0	1000
39	IL CAVALLO	2010	CHOISIR	-	-	1	1	23,106	0	0	0	0	0	0	1000
40	PRINCE CHERI	2009	LANDO	-	-	1	0	11,930	0	0	0	0	0	0	-
41	ROCK STURDY	2010	FASTNET ROCK	VIC	VIC	3	0	5,821	0	0	0	0	0	0	-
42	SPORTS EDITION	2011	NORTHERN METEOR	VIC	VIC	3	0	4,600	0	0	0	0	0	0	-
43	VIENNE	2008	EXCEED AND EXCEL	-	-	1	0	500	0	0	0	0	0	0	-
44	OUR CASANOVA	2010	STATUE OF LIBERTY	-	-	1	0	-	0	0	0	0	0	0	-
	GLORIOUS GEORGE	2011	REAL SAGA	-	-	1	0	-	0	0	0	0	0	0	-

[For a complete list of all AusNZ stallions with first foals 2017 click here](#)

AUSTRALASIAN STUD FEES SHOW MARGINAL RISE

With the announcement of Widden's stud fees April 28, fees for 2021 have now been announced for 135 stallions which had published fees in both 2020 and 2021. Collectively these Stallions will stand for A\$3,760,050, a 6.3% rise from A\$3,536,050 in 2020, suggesting studmasters are not getting carried away with the successes of the 2021 yearling sales season, which is of course good news for breeders. Of the 135 horses with both 2020 & 2021 published fees, the 2021 stud fees for 69 of them (51%) are unchanged; 25 are higher (19%), and 41 are lower (30%).

Eleven sires are increasing by 60% or more, topped by Newgate's Leading Freshman Sire, **Capitalist**, who has earned a 120% increase from A\$44,000 to A\$99,000. Newgate's **Flying Artie**, sire of the G1 Blue Diamond winner Artorius in his first crop, doubles in price from A\$16,500 to A\$33,000, while a third Newgate sire, F2016 **Deep Field**, goes up by 60%, from A\$55,000 to A\$88,000. Also doubling in price are **Written Tycoon**, now back in Victoria's Nagambie Stud (Yulong), who goes from A\$77,000 last season at Arrowfield, to \$165,000 (114% increase); Coolmore's **So You Think**, who has been our top-

value sire in Australasia for the last couple of years but now goes from A\$38,500 to A\$77,000, not a surprise as he currently ranks #5 on the Australian General Sire List; and Darley's pair of **Street Boss**, who goes from A\$27,500 to A\$55,000 and moves from Victoria to NSW – he's the sire of G1 Inglis Sires winner Anamoe – and **Frosted**, current #5 on the Freshman Sire List, who goes from A\$22,000 to A\$44,000. Also in Victoria, Swettenham Stud's **Tornado** goes up 80%, from A\$27,500 to A\$49,500, and Rosemont's **Shamus Award** increases by two-thirds, from A\$19,800 to A\$33,000. And two New Zealand sires who get big hikes are Mapperley Stud's **Contributer**, actually another Darley stallion and the sire of G1 Randwick Guineas winner Lion's Roar in his first crop (NZ\$10,000 to NZ\$22,000); and Little Avondale's established sire **Per Incanto** (NZ\$15,000 to NZ\$25,000). Interesting factoid: of the 11 sires who have so far had announced increases of 60%+, only one (Shamus Award) is a Danehill-line sire; two are by High Chaparral (So You Think and Contributer), and two are by Street Cry (Street Boss and Per Incanto).

Top Three Stallions by Largest Rise in Stud Fee- **Capitalist**, **Flying Artie**, and **Deep Field**, all standing at Newgate Stud



Capitalist



Flying Artie



Deep Field

160 TOTAL AUSTRALASIAN 2021 STUD FEES PUBLISHED THROUGH MAY 3, 2021

SIRE	YR	HIS SIRE	FFLS	STANDS	FARM	2021 FEE	2020 FEE
ACE HIGH	2014	HIGH CHAPARRAL	2020	NZ	RICH HILL	10,000	10,000
ADELAIDE	2011	GALILEO	2016	NSW	COOLMORE	5,500	8,800
ADMIRE MARS	2016	DAIWA MAJOR	2022	NSW	ARROWFIELD	22,000	-
ALABAMA EXPRESS	2016	REDOUTE'S CHOICE	2021	VIC	YULONG	24,750	27,500
AL AIN	2014	DEEP IMPACT	2022	VIC	CHATSWOOD	12,100	-
ALL TOO HARD	2009	CASINO PRINCE	2014	NSW	VINERY	33,000	27,500
ALPINE EAGLE	2011	HIGH CHAPARRAL	2018	TAS	ARMIDALE	6,050	6,050
AMBIDEXTER	2008	COMMANDS	2014	TAS	BROOKLYN PARK	4,000	4,400
AMERICAN PHAROAH	2012	PIONEEROF THE NILE	2018	KY	COOLMORE	49,500	55,000
ANDERS	2017	NOT A SINGLE DOUBT	2022	NSW	WIDDEN	16,500	-
ARDROSSAN	2014	REDOUTE'S CHOICE	2020	NZ	WAIKATO	3,000	3,000
ASTER	2013	MEDAGLIA D'ORO	2018	NSW	DARLEY	16,500	22,000
BEL ESPRIT	1999	ROYAL ACADEMY	2004	VIC	WIDDEN	7,700	7,700
BELLEVUE HILL	2016	PIERRO	2021	QLD	AQUIS	6,600	11,000
BIVOUAC	2016	EXCEED AND EXCEL	2022	NSW	DARLEY	66,000	-
BLUE POINT	2014	SHAMARDAL	2021	VIC	DARLEY	44,000	44,000
BRAVE SMASH	2013	TOSEN PHANTOM	2020	QLD	AQUIS	16,500	19,250
BRAZEN BEAU	2011	I AM INVINCIBLE	2016	VIC	DARLEY	49,500	49,500
BRUTAL	2015	O'REILLY	2021	NSW	NEWGATE	27,500	27,500

SIRE	YR	HIS SIRE	FFLS	STANDS	FARM	2021 FEE	2020 FEE
BULL POINT	2010	FASTNET ROCK	2017	NSW	KINGSTAR	6,600	8,800
CALYX	2016	KINGMAN	2021	NSW	COOLMORE	13,750	17,600
CAPITALIST	2013	WRITTEN TYCOON	2018	NSW	NEWGATE	99,000	44,000
CASINO PRINCE	2003	FLYING SPUR	2009	NSW	VINERY	5,500	5,500
CASTELVECCHIO	2016	DUNDEEL	2021	NSW	ARROWFIELD	33,000	33,000
CHURCHILL	2014	GALILEO	2019	NSW	COOLMORE	22,000	19,250
CIRCUS MAXIMUS	2016	GALILEO	2022	NZ	WINDSOR PARK	20,000	-
COMPLACENT	2010	AUTHORIZED	2017	NZ	MAPPERLEY	4,000	4,000
CONTRIBUTER	2010	HIGH CHAPARRAL	2017	NZ	MAPPERLEY	22,000	10,000
COOL AZA BEEL	2017	SAVABEEL	2022	NSW	NEWHAVEN PARK	15,000	-
COSMIC FORCE	2016	DEEP FIELD	2021	NSW	NEWGATE	16,500	16,500
DEEP FIELD	2010	NORTHERN METEOR	2016	NSW	NEWGATE	88,000	55,000
DISSIDENT	2010	SEBRING	2016	NSW	NEWGATE	6,600	11,000
DIVINE PROPHET	2013	CHOISIR	2018	QLD	AQUIS	16,500	22,000
DOUBTLAND	2017	NOT A SINGLE DOUBT	2022	VIC	WIDDEN	16,500	-
DUBIOUS	2016	NOT A SINGLE DOUBT	2021	QLD	AQUIS	13,200	13,200
DUNDEEL	2009	HIGH CHAPARRAL	2015	NSW	ARROWFIELD	66,000	66,000
DUPORTH	2005	RED RANSOM	2011	QLD	AQUIS	4,400	4,400
EARTHLIGHT	2017	SHAMARDAL	2022	VIC	DARLEY	22,000	-
EPAULETTE	2009	COMMANDS	2015	NSW	DARLEY	16,500	22,000
EXCEED AND EXCEL	2000	DANEHILL	2005	NSW	DARLEY	132,000	132,000
EXCEEDANCE	2016	EXCEED AND EXCEL	2021	NSW	VINERY	33,000	38,500
EXTREME CHOICE	2013	NOT A SINGLE DOUBT	2018	NSW	NEWGATE	PVT	22,000
FARNAN	2017	NOT A SINGLE DOUBT	2022	NSW	KIA ORA	55,000	-
FASTNET ROCK	2001	DANEHILL	2006	NSW	COOLMORE	165,000	165,000
FIERCE IMPACT	2014	DEEP IMPACT	2022	VIC	LENEVA PARK	16,500	-
FIORENTE	2008	MONSUN	2015	VIC	WIDDEN	11,000	17,600
FLYING ARTIE	2013	ARTIE SCHILLER	2018	NSW	NEWGATE	33,000	16,500
FROSTED	2012	TAPIT	2018	VIC	DARLEY	44,000	22,000
GHAIYYATH	2015	DUBAWI	2022	VIC	DARLEY	27,500	-
GRUNT	2014	O'REILLY	2020	VIC	YULONG	13,750	13,750
HANSEATIC	2017	STREET BOSS	2022	VIC	ROSEMONT	17,600	-
HARRY ANGEL	2014	DARK ANGEL	2020	NSW	DARLEY	16,500	16,500
HEADWATER	2012	EXCEED AND EXCEL	2017	NSW	VINERY	16,500	13,750
HELLBENT	2012	I AM INVINCIBLE	2019	NSW	YARRAMAN PARK	22,000	22,000
HELLO YOUZAIN	2016	KODIAC	2022	NZ	CAMBRIDGE	30,000	-
HIGHLAND REEL	2012	GALILEO	2019	IRE	SWETTENHAM	16,500	16,500
HOLLER	2012	COMMANDS	2018	VIC	DARLEY	7,700	7,700
HUSSON	2003	HUSSONET	2008	QLD	AQUIS	4,400	5,500
I AM IMMORTAL	2016	I AM INVINCIBLE	2021	VIC	SWETTENHAM	13,750	13,750
I AM INVINCIBLE	2004	INVINCIBLE SPIRIT	2011	NSW	YARRAMAN PARK	220,000	209,000
I'M ALL THE TALK	2010	STRATUM	2017	WA	DARLING VIEW	6,600	6,600
IMPENDING	2013	LONHRO	2019	VIC	DARLEY	22,000	19,800
INVADER	2014	SNITZEL	2019	QLD	AQUIS	22,000	22,000
JUKEBOX	2014	SNITZEL	2019	QLD	AQUIS	8,800	8,800
JUSTIFY	2015	SCAT DADDY	2020	NSW	COOLMORE	55,000	66,000
KERMADEC	2011	TEOFILO	2017	NSW	DARLEY	11,000	13,750
KING'S LEGACY	2017	REDOUTE'S CHOICE	2022	NSW	COOLMORE	33,000	-
KISS AND MAKE UP	2013	MORE THAN READY	2018	QLD	AQUIS	8,800	8,800
KOBAYASHI	2014	I AM INVINCIBLE	2019	QLD	AQUIS	3,300	3,300
LEAN MEAN MACHINE	2015	ZOUSTAR	2020	QLD	AQUIS	13,200	13,200
LONHRO	1998	OCTAGONAL	2005	NSW	DARLEY	66,000	66,000
LORD OF THE SKY	2010	DANERICH	2019	NSW	KINGSTAR	3,300	4,400
LUCKY VEGA	2018	LOPE DE VEGA	2022	VIC	YULONG	22,000	-
MAGNA GRECIA	2016	INVINCIBLE SPIRIT	2021	NSW	COOLMORE	19,250	22,000

SIRE	YR	HIS SIRE	FFLS	STANDS	FARM	2021 FEE	2020 FEE
MAGNUS	2002	FLYING SPUR	2009	VIC	WIDDEN	15,400	15,400
MANHATTAN RAIN	2006	ENCOSTA DE LAGO	2011	VIC	BLUE GUM	11,000	13,200
MAURICE	2011	SCREEN HERO	2018	JPN	ARROWFIELD	44,000	JPN
MENARI	2014	SNITZEL	2019	NSW	NEWGATE	11,000	16,500
MERCHANT NAVY	2014	FASTNET ROCK	2019	NSW	COOLMORE	33,000	44,000
MICROPHONE	2016	EXCEED AND EXCEL	2021	NSW	DARLEY	38,500	38,500
NADEEM	2003	REDOUTE'S CHOICE	2008	NZ	LITTLE AVONDALE	4,000	4,000
NATIONAL DEFENSE	2014	INVINCIBLE SPIRIT	2020	VIC	WIDDEN	9,900	9,900
NEEDS FURTHER	2007	ENCOSTA DE LAGO	2014	TAS	ARMIDALE	8,800	13,750
NICCONI	2005	BIANCONI	2011	VIC	WIDDEN	27,500	27,500
NORTH PACIFIC	2017	BRAZEN BEAU	2022	NSW	NEWGATE	22,000	-
NOSTRADAMUS	2011	MEDAGLIA D'ORO	2017	VIC	ROSEMONT	4,400	5,500
OCEAN PARK	2008	THORN PARK	2014	NZ	WAIKATO	30,000	20,000
OLE KIRK	2017	WRITTEN TYCOON	2022	NSW	VINERY	55,000	-
OUTREACH	2012	EXCEED AND EXCEL	2017	NSW	WIDDEN	4,400	5,500
PALENTINO	2012	TEOFILO	2018	VIC	WIDDEN	11,000	14,300
PARIAH	2014	REDOUTE'S CHOICE	2019	NSW	ARROWFIELD	16,500	16,500
PATRONIZE	2002	REDOUTE'S CHOICE	2008	WA	DARLING VIEW	4,400	4,400
PER INCANTO	2004	STREET CRY	2012	NZ	LITTLE AVONDALE	25,000	15,000
PERFORMER	2015	EXCEED AND EXCEL	2020	QLD	AQUIS	6,600	6,600
PIERATA	2014	PIERRO	2021	QLD	AQUIS	44,000	44,000
PIERRO	2009	LONHRO	2014	NSW	COOLMORE	110,000	137,500
PINATUBO	2017	SHAMARDAL	2022	NSW	DARLEY	44,000	-
PLAYING GOD	2007	BLACKFRIARS	2015	WA	DARLING VIEW	16,500	13,200
PRESS STATEMENT	2012	HINCHINBROOK	2017	NSW	VINERY	13,750	13,750
PRIDE OF DUBAI	2012	STREET CRY	2017	NSW	COOLMORE	22,000	38,500
PROISIR	2009	CHOISIR	2016	NZ	RICH HILL	12,500	9,000
PUCCINI	2010	ENCOSTA DE LAGO	2018	NZ	MAPPERLEY	3,000	3,000
PUISSANCE DE LUNE	2008	SHAMARDAL	2016	VIC	SWETTENHAM	19,800	19,800
READY FOR VICTORY	2012	MORE THAN READY	2017	VIC	WIDDEN	4,400	4,400
ROYAL MEETING	2016	INVINCIBLE SPIRIT	2021	VIC	LENEVA PARK	11,000	11,000
RUBICK	2011	ENCOSTA DE LAGO	2016	VIC	COOLMORE	27,500	33,000
RUSSIAN CAMELOT	2017	CAMELOT	2022	VIC	WIDDEN	22,000	-
RUSSIAN REVOLUTION	2013	SNITZEL	2019	NSW	NEWGATE	44,000	44,000
SANTOS	2015	I AM INVINCIBLE	2020	QLD	AQUIS	13,200	13,200
SATONO ALADDIN	2011	DEEP IMPACT	2019	NZ	RICH HILL	12,500	12,500
SAVABEEL	2001	ZABEEL	2006	NZ	WAIKATO	100,000	100,000
SAXON WARRIOR	2015	DEEP IMPACT	2020	NSW	COOLMORE	13,750	17,600
SHALAA	2013	INVINCIBLE SPIRIT	2018	NSW	ARROWFIELD	44,000	33,000
SHAMUS AWARD	2010	SNITZEL	2015	VIC	ROSEMONT	33,000	19,800
SHOCKING	2005	STREET CRY	2012	NZ	RICH HILL	8,500	8,000
SHOOTING TO WIN	2011	NORTHERN METEOR	2016	NSW	DARLEY	11,000	16,500
SHOWTIME	2014	SNITZEL	2020	NSW	ARROWFIELD	11,000	11,000
SIR PRANCEALOT	2010	TAMAYUZ	2018	SA	CORNERSTONE	9,900	9,900
SNITZEL	2002	REDOUTE'S CHOICE	2007	NSW	ARROWFIELD	165,000	165,000
SO YOU THINK	2006	HIGH CHAPARRAL	2013	NSW	COOLMORE	77,000	38,500
SPIETH	2012	THORN PARK	2019	QLD	AQUIS	8,800	11,000
SQUAMOSA	2007	NOT A SINGLE DOUBT	2014	VIC	WIDDEN	4,400	4,400
STAR TURN	2013	STAR WITNESS	2018	NSW	VINERY	16,500	16,500
STAR WITNESS	2007	STARCRAFT	2012	VIC	WIDDEN	16,500	22,000
STARCRAFT	2000	SOVIET STAR	2007	VIC	ROSEMONT	PVT	8,800
STARSPANGLED BANNER	2006	CHOISIR	2012	VIC	ROSEMONT	16,500	19,800
STRASBOURG	2016	I AM INVINCIBLE	2021	VIC	ROSEMONT	11,000	11,000
STRATUM STAR	2011	STRATUM	2018	NSW	WIDDEN	8,800	8,800
STREET BOSS	2004	STREET CRY	2010	NSW	DARLEY	55,000	27,500

SIRE	YR	HIS SIRE	FFLS	STANDS	FARM	2021 FEE	2020 FEE
SUPER SETH	2016	DUNDEEL	2021	NZ	WAIKATO	35,000	35,000
SUPIDO	2011	SEBRING	2019	NSW	WIDDEN	8,800	8,800
TAGALOA	2017	LORD KANALOA	2022	VIC	NAGAMBIE	33,000	-
TASSORT	2016	BRAZEN BEAU	2021	NSW	NEWGATE	11,000	11,000
TERRITORIES	2012	INVINCIBLE SPIRIT	2018	NSW	DARLEY	11,000	11,000
THE AUTUMN SUN	2015	REDOUTE'S CHOICE	2020	NSW	ARROWFIELD	66,000	66,000
THE MISSION	2014	CHOISIR	2019	QLD	AQUIS	8,800	8,800
THRONUM	2013	SNITZEL	2019	VIC	WIDDEN	7,700	7,700
TIME TEST	2012	DUBAWI	2019	GB	LITTLE AVONDALE	8,500	6,500
TIVACI	2012	HIGH CHAPARRAL	2018	NZ	WAIKATO	12,500	12,500
TOO DARN HOT	2016	DUBAWI	2021	NSW	DARLEY	44,000	44,000
TORONADO	2010	HIGH CHAPARRAL	2016	VIC	SWETTENHAM	49,500	27,500
TRAPEZE ARTIST	2014	SNITZEL	2020	NSW	WIDDEN	66,000	77,000
TRUST IN A GUST	2010	KEEP THE FAITH	2017	VIC	SWETTENHAM	6,600	6,600
TURFFONTEIN	2004	JOHANNESBURG	2011	VIC	BLUE GUM	5,500	6,600
UNITE AND CONQUER	2016	HINCHINBROOK	2021	NSW	KINGSTAR	6,600	6,600
US NAVY FLAG	2014	WAR FRONT	2020	NZ	THE OAKS STUD	15,000	17,500
VADAMOS	2011	MONSUN	2018	NZ	RICH HILL	12,500	15,000
VALENTIA	2011	FASTNET ROCK	2017	SA	CORNERSTONE	7,700	5,500
VANCOUVER	2012	MEDAGLIA D'ORO	2017	NSW	COOLMORE	22,000	30,250
WANDJINA	2011	SNITZEL	2016	VIC	NEWGATE	8,800	11,000
WINNING RUPERT	2013	WRITTEN TYCOON	2018	NSW	NEWGATE	11,000	16,500
WOOTTON BASSETT	2008	IFFRAAJ	2022	NSW	COOLMORE	71,500	-
WRITTEN BY	2015	WRITTEN TYCOON	2020	NSW	WIDDEN	24,750	22,000
WRITTEN TYCOON	2002	IGLESIA	2008	VIC	NAGAMBIE	165,000	77,000
XTRAVAGANT	2012	PENTIRE	2018	NSW	NEWHAVEN PARK	11,000	11,000
YES YES YES	2016	RUBICK	2021	NSW	COOLMORE	38,500	38,500
YOUR SONG	2009	FASTNET ROCK	2014	NSW	WIDDEN	8,800	8,800
YULONG PRINCE	2014	GIMMETHEGREENLIGHT	2022	VIC	NAGAMBIE	9,900	-
ZOUSAIN	2015	ZOUSTAR	2021	NSW	WIDDEN	19,800	19,800
ZOUSTAR	2010	NORTHERN METEOR	2015	NSW	WIDDEN	154,000	121,000

SECTION 6: SOUTH AFRICAN YEARLING SALE AVERAGES

SOUTH AFRICAN YEARLING SALES

In 2017, before the collapse of Markus Jooste's financial empire, the Cape Thoroughbred Sale, in which Jooste had been a major player, grossed 155-million Rand, and averaged just under R700,000 – near enough US\$50,000 at today's exchange rate of 14.5 Rand to the US dollar, which meant the 2017 Cape Sale grossed nearly US\$11-million. At that time the Bloodstock South Africa (BSA) National Sale, an arm of the country's Thoroughbred Breeders' Association, and located hundreds of miles away outside Johannesburg, grossed R112-million (US\$8m) and averaged R300,000 (~US\$20k). Combined, 591 yearlings grossed R267-million (~US\$19m) and averaged R452k (~US\$31k) in 2017.

Since then the Cape sale has shrunk by 75% - it grossed just R37-million this year, and averaged R243k (US\$17k), just a third of what it averaged four years ago. Meanwhile the BSA sale has stabilized, grossing R102-million and averaging R276k (US\$19k) this year. Combined, though, revenues have nearly been cut in half from 2017, the two sales this year grossing R140-million (US\$10m) and averaging R266k (US\$18k) – the average down over 40% since 2017.

Thirteen yearlings from the last crop of four-time Leading Sire **Dynasty** averaged R600,385 (~US\$41k) to lead the list of sires by average, inches ahead of **Trippi**, himself Leading Sire one season, and who had seven yearlings average R600,000. Four-time Leading Sire **Silvano** (25/R488,000) came next, ahead of the current season's leading sire, **Gimmethegreenlight** (57/R415,351); the very successful son of Silvano, **Veringetorix** (20/R404,000), whose first foals are now 4yo's; and the country's runaway Leading Freshman Sire, Redoute's Choice's son **Rafeef** (27/R318,704).



Dynasty, Freeman Stallions

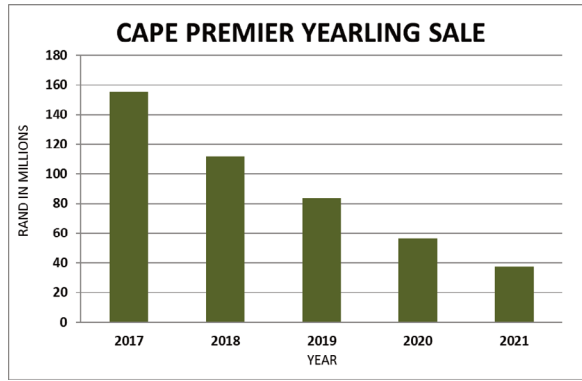


Trippi, Drakenstein Stud Farm



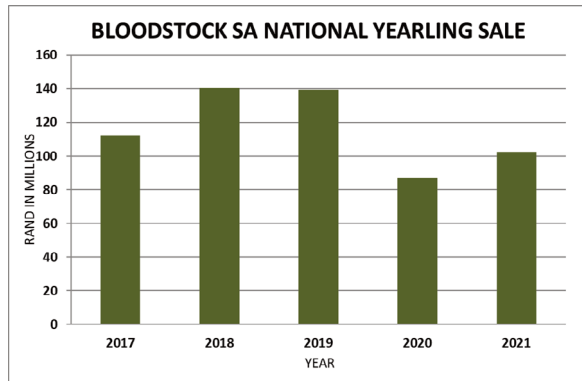
Silvano, Maine Chance Farms

THE WORLDWIDE SALES TICKER: SOUTH AFRICAN SALES DATA
THROUGH MAY 3, 2021



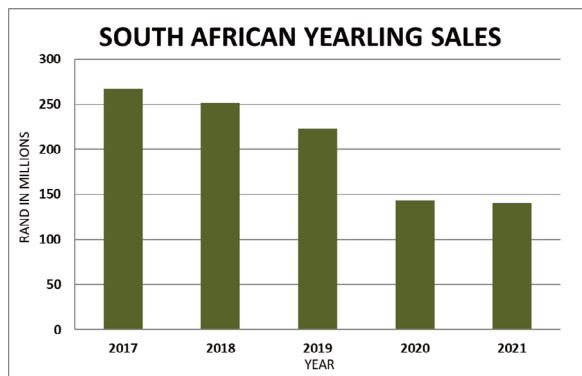
CAPE PREMIER YEARLING SALE

YEAR	CAT	RING	SOLD	% W/D	% S/R	%S/C	GROSS	AVG
2021	202	174	155	13.9%	89.1%	76.7%	R 37,710,000	R243,290
2020	232	216	174	6.9%	80.6%	75.0%	R 56,615,000	R325,374
2019	226	216	192	4.4%	88.9%	85.0%	R 83,560,000	R435,208
2018	254	236	221	7.1%	93.6%	87.0%	R 111,475,000	R504,412
2017	237	223	222	5.9%	99.6%	93.7%	R 155,225,000	R699,212



BLOODSTOCK SA NATIONAL YEARLING SALE

YEAR	CAT	RING	SOLD	% W/D	% S/R	%S/C	GROSS	AVG
2021	462	429	371	7.1%	86.5%	80.3%	R 102,540,000	R276,388
2020	479	341	295	28.8%	86.5%	61.6%	R 87,065,000	R295,136
2019	565	517	438	8.5%	84.7%	77.5%	R 139,380,000	R318,219
2018	526	479	387	8.9%	80.8%	73.6%	R 140,345,000	R362,649
2017	491	449	369	8.6%	82.2%	75.2%	R 112,075,000	R303,726



TOTAL SOUTH AFRICAN YEARLING SALES

YEAR	CAT	RING	SOLD	% W/D	% S/R	%S/C	GROSS	AVG
2021	664	603	526	9.2%	87.2%	79.2%	R 140,250,000	R266,635
2020	711	557	469	21.7%	84.2%	66.0%	R 143,680,000	R306,354
2019	791	733	630	7.3%	85.9%	79.6%	R 222,940,000	R353,873
2018	780	715	608	8.3%	85.0%	77.9%	R 251,820,000	R414,178
2017	728	672	591	7.7%	87.9%	81.2%	R 267,300,000	R452,284

LEADING SOUTH AFRICAN SIRES OF YEARLINGS
(2021 YEARLING SALES INCLUDING CAPE PREMIER YEARLING SALE
& BSA NATIONAL YEARLING SALE)

SIRE NAME	YOB	HIS SIRE	FFLS	ST	2020 FEE	# CAT	# RING	# SOLD	R AVG	R MED
DYNASTY	1999	FORT WOOD	2006	DEAD	-	15	13	13	600,385	500,000
TRIPPI	1997	END SWEEP	2009	SAF	POA	10	8	7	600,000	800,000
SILVANO	1996	LOMITAS	2004	RETIRED	POA	29	27	25	488,000	400,000
GIMMETHGREENLIGHT	2008	MORE THAN READY	2013	SAF	75,000	63	58	57	415,351	275,000
VERCINGETORIX	2009	SILVANO	2016	SAF	55,000	28	23	20	404,000	387,500
RAFEEF	2012	REDOUTE'S CHOICE	2018	SAF	30,000	28	27	27	318,704	200,000
QUASILLO	2012	SEA THE STARS	2018	SAF	POA	1	1	1	300,000	300,000
WILLIAM LONGSWORD	2013	CAPTAIN AL	2018	SAF	30,000	45	44	39	270,641	275,000
WHAT A WINTER	2007	WESTERN WINTER	2014	SAF	60,000	39	34	29	265,690	200,000
WYLIE HALL	2009	REDOUTE'S CHOICE	2016	SAF	-	2	2	2	265,000	265,000
FUTURA	2010	DYNASTY	2017	SAF	10,000	14	14	11	260,455	250,000
TWICE OVER	2005	OBSERVATORY	2014	SAF	10,000	25	25	21	252,857	110,000
VISIONAIRE	2005	GRAND SLAM	2012	SAF	20,000	14	14	13	247,308	250,000
QUERARI	2006	OASIS DREAM	2012	SAF	55,000	48	46	39	235,385	200,000
THE UNITED STATES	2010	GALILEO	2018	SAF	20,000	13	12	11	228,636	230,000
IDEAL WORLD	2005	KINGMAMBO	2011	SAF	30,000	9	8	7	204,286	175,000
MYBOYCHARLIE	2005	DANETIME	2010	TUR	-	1	1	1	200,000	200,000
WILLOW MAGIC	2010	DUBAWI	2017	SAF	POA	4	4	2	200,000	200,000
FLOWER ALLEY	2002	DISTORTED HUMOR	2016	SAF	30,000	14	10	7	197,857	150,000
CANFORD CLIFFS	2007	TAGULA	2013	SAF	20,000	27	22	17	193,235	175,000
ORATORIO	2002	DANEHILL	2007	SAF	50,000	7	7	6	189,167	150,000
VAR	1999	FOREST WILDCAT	2006	SAF	POA	15	14	10	185,500	180,000
ELUSIVE FORT	2002	FORT WOOD	2011	SAF	10,000	5	5	4	180,000	170,000
SKITT SKIZZLE	2008	JET MASTER	2015	SAF	10,000	2	2	2	170,000	170,000
POMODORO	2008	JET MASTER	2015	SAF	10,000	39	35	28	169,643	125,000
ROYAL MO	2014	UNCLE MO	2019	SAF	POA	12	12	12	169,583	160,000
ERUPT	2012	DUBAWI	2019	SAF	25,000	21	18	17	167,353	150,000
SOFT FALLING RAIN	2009	NATIONAL ASSEMBLY	2016	DEAD	-	4	4	4	162,500	95,000
MASTER OF MY FATE	2009	JET MASTER	2015	SAF	30,000	37	33	29	157,931	150,000
CAPTAIN OF ALL	2010	CAPTAIN AL	2016	SAF	10,000	12	11	9	152,222	110,000
ACT OF WAR	2011	DYNASTY	2017	SAF	POA	1	1	1	150,000	150,000
INDIGO MAGIC	1999	GONE WEST	2008	SAF	8,000	1	1	1	150,000	150,000
PATHFORK	2008	DISTORTED HUMOR	2013	SAF	5,000	2	2	2	145,000	145,000
DUKE OF MARMALADE	2004	DANEHILL	2015	SAF	25,000	7	6	4	143,750	125,000
WINGS OF DESIRE	2013	PIVOTAL	2019	SAF	25,000	1	1	1	140,000	140,000
RABADA	2012	BRAVE TIN SOLDIER	2019	SAF	POA	4	3	3	133,333	150,000
GLOBAL VIEW	2011	GALILEO	2017	SAF	20,000	24	21	17	127,353	100,000
GOLD STANDARD	2014	SEBRING	2019	VIC	5,500	12	12	11	120,909	100,000
LOUIS THE KING	2010	BLACK MINNALOUSHE	2017	SAF	5,000	1	1	1	120,000	120,000
GO DEPUTY	2000	DEPUTY MINISTER	2008	SAF	-	1	1	1	100,000	100,000
TIME THIEF	2005	REDOUTE'S CHOICE	2011	SAF	12,000	12	10	9	88,889	100,000
ADMIRAL KITTEN	2010	KITTEN'S JOY	2018	SAF	7,500	1	1	1	80,000	80,000
RED RAY	2010	WESTERN WINTER	2018	SAF	7,000	1	1	1	80,000	80,000
MAMBO IN SEATTLE	2005	KINGMAMBO	2011	SAF	POA	3	3	1	75,000	75,000
CRUSADE	2009	MR. GREELEY	2014	DEAD	-	1	1	1	50,000	50,000
JACKSON	2008	DYNASTY	2015	SAF	5,000	2	1	1	50,000	50,000
COUP DE GRACE	2011	TAPIT	2017	SAF	POA	1	0	0	-	-
FLYING THE FLAG	2010	GALILEO	2017	SAF	10,000	2	0	0	-	-
LEGISLATE	2010	DYNASTY	2017	SAF	POA	3	3	0	-	-
OASIS DREAM	2000	GREEN DESERT	2005	ENG	£20,000	1	0	0	-	-

[For a complete roster of all 50 South African sires of yearlings, please click here](#)

SECTION 7: BILL'S TWEETS

TWEETS FROM @BILLOPPENHEIM FROM MARCH 28-MAY 3.



Bill Oppenheim @billoppenheim · Mar 28



Tenebrism: she didn't have much idea what she was doing but she scooted home nonetheless @NaasRacecourse - 1st winner for Caravaggio, whose win in the 2017 Commonwealth Cup @RoyalAscotSite over Harry Angel & Blue Point might be best sprint form of last 10 years @coolmorestud



Bill Oppenheim @billoppenheim · Mar 28



Golden Slipper winner Stay Inside is inbred 4x4 to Danehill plus his dam is by Anabaa, by Danzig himself so 3 of his 4 grandparents are Danzig-line. So all these people who say there is too much inbreeding, what is there too much inbreeding for? Not for winning a Golden Slipper.



Bill Oppenheim @billoppenheim · Apr 3



Familiar pattern: Havana Gold (Teofilo ex fast 5f G3W Jessica's Dream, by Desert Style), 7f G3W at 2, G1 Jean Prat 1m at 3. #3 EU Freshman Sire of 2017, got many better mares 2018, now 2yo's & already has 2x 2yo winners @Tweenhills. Crop sizes: 100-60-45-40-145 (2019)-51 (2020).



Bill Oppenheim @billoppenheim · Apr 5



Liam's Map now has six GSW, and all six are G1 or G2 winners; he's siring class & is the runaway winner as Kentucky's best-value sire of 2021 at his \$30,000 stud fee this year @LanesEndFarms. Read all about & more in April Thoroughbred Market Report: billoppenheim.com/aboutttr.php



Bill Oppenheim @billoppenheim · Apr 5



In 2018 & 19, @inglis_sales Easter catalogued 450 yearlings, ~76% sold, gross ~A\$120m, avg ~\$A350k. 464 catalogued this year, 55 outs now. If 1st-day gross is \$60m, ok, if +10% \$65m; if avg \$350k, ok, if +10% \$385k. Go for it, this the top Southern Hemisphere sale by avg.



Bill Oppenheim @billoppenheim · Apr 6



Opening day @inglis_sales Easter: gross \$64.4M, avg \$370k. In April Thoroughbred Market Report, we predicted opening-day gross to be in \$65M range, only ~1% off. Learn more: billoppenheim.com/aboutttr.php @ejplantain



Bill Oppenheim @billoppenheim · Apr 7



New records for [@inglis_sales](#) Sydney Easter as 356 sold/446 cat (76.4%) grossed A\$132,160,000 (+8% vs 2019), avg \$371,236 (+5%). Australasian yearling market gross A\$579,418,650 (incl NZ) +8% from previous 2018 record A\$534m, overall avg 4,222 sold A\$137,238 (+4%). Great bizness.



Bill Oppenheim @billoppenheim · Apr 10



By Street Boss & out of G1 Australian Oaks wnr Anamoto, by Redoute's Choice & inbred 4x3 to Nijinsky, Anamoe might have won the Golden Slipper if he hadn't been drawn in the car park. Won today's G1 Inglis Sires convincingly, booked his stall [@DarleyAus](#) Kelvinside. Serious colt.



Bill Oppenheim @billoppenheim · Apr 11



The world-class turf champion [@HillnDaleFarm](#) Flintshire had been pretty quiet up until today, when Peter Brant's unbeaten 3yo Cheshire Academy (Rouget) was deservedly awarded the G3 Prix Noailles (now 3/3) 2100m at [@paris_longchamp](#) becoming a live French Derby candidate.



Bill Oppenheim @billoppenheim · Apr 13



Couple of winners with serious pedigrees [@NewmarketRace](#) today: 7f Conditions win for Mutasaabeg, Invincible Spirit- 1000 Guineas winner Ghanaati (Giant's Causeway) & Fielden S. won by Highland Avenue, Dubawi-Cheveley Park winner Lumiere (Shamardal) [@ShadwellStud](#) [@godolphin](#)



Bill Oppenheim @billoppenheim · Apr 18



New star sire: Japan's Epiphaneia (Shadai) now has 2 Classic winners in 2 crops, Daring Tact & Efforia. Sire's dam is G1 American Oaks winner Cesario, by Special Week, by Sunday Silence & both Classic wnr inbred 4x3 to him, & sire's Roberto line, also Hail to Reason [@ejplantain](#)



Bill Oppenheim @billoppenheim · Apr 18



Having the 1-2 in the A\$1m Showdown [@caulfield](#) Sat helped bring Written Tycoon within \$50k of long-time leader Not A Single Doubt on the 20/21 Australian GSL [@Woodside_Park](#) [@ArrowfieldStud](#). 3-time runner-up I Am Invincible #3, no-longer-underrated So You Think #4 ahead of Snitzel



Bill Oppenheim @billoppenheim · Apr 20



Caravaggio won his first 6 races, 4 at 2 including the G2 Coventry over Mehmas, & his win over Harry Angel & Blue Point in the 2017 Commonwealth Cup, back at [@RoyalAscotSite](#), was the best sprint race I've seen in many years. His first 2 winners are very encouraging [@coolmorestud](#)



Bill Oppenheim @billoppenheim · Apr 22



Halfway through [@OBSSales](#) April has very good 61% sold/catalogued, +6% vs 2019, gross could be \$79m, +10% '19. But best metric is March+April: 2017-\$117.7m; 2018-\$110.9m; 2019-\$117.1m; 2021-\$117.7m?. March gross down 1/3 since '17, April gross +1/3 [@WavertreeInc](#) [@eddiewoods2yos](#)



Bill Oppenheim @billoppenheim · 23h



Written Tycoon now has a \$23k lead in the Australian Sires Premiership, with \$13.797m in progeny earnings this season, overtaking Not A Single Doubt on \$13.774m. 3x runner-up I Am Invincible \$12.4m [@Woodside_Park](#) [@ArrowfieldStud](#) [@YulongInvestme1](#) [@yarramanpark](#) [@SheriffIskander](#)



Bill Oppenheim @billoppenheim · 5h



Move over No Nay Never - here comes Caravaggio! Another impressive debut winner as Contarelli Chapel goes clear by 5 at 6f at [@NaasRacecourse](#). [@coolmorestud](#) made a big bet on Scat Daddy sons & right now that looks a good bet [@ejplantain](#)



Bill Oppenheim @billoppenheim · 7h



Not A Single Doubt reclaims top spot on Australian General Sire List A\$14.2m, \$150k ahead of Written Tycoon. 3 I Am Invincible \$12.8m [@ArrowfieldStud](#) [@YulongInvestme1](#) [@yarramanpark](#). Also \$10m+ & 10+ SW: Snitzel, So You Think, Fastnet Rock, Zoustar [@CoolmoreAus](#) [@widdenstud](#)