

Thoroughbred Market Report



MARCH 2021

Editor – Bill Oppenheim, bopp@billoppenheim.com
Managing Editor – Emily J Plant PhD, emily@billoppenheim.com
Worldwide Sales Ticker – Brianne Stanley, bristanley1@gmail.com

Copyright 2021: The Bill Oppenheim Group

For subscription information go to www.billoppenheim.com
or contact info@billoppenheim.com

Thoroughbred Market Report

MARCH 2021

TABLE OF CONTENTS	PAGE
Executive Summary	1
Section 1: Southern Hemisphere APEX Ratings 2014/2015 – 2020/2021	
APEX Ratings: What they are and how they work	2
APEX Earnings Thresholds 2014/15-2020/21	3
Southern Hemisphere APEX - Summary	4
Australasia APEX	5
South American APEX	11
South African APEX	15
Section 2: The 2021 Australasian Yearling Market	
Australasia Worldwide Sales Ticker	18
Australasia Leading Sires of Yearlings	20
Section 3: Top NA-EU Sires by 2020 A/ABC Runners	
Northern Hemisphere APEX – Leaders by 2020 ABC & A Runners	22
Northern Hemisphere 2020 ABC Runners	23
Northern Hemisphere 2020 A Runners	24
F2016, F2017, F2018 NH Sires by 2020 ABC Runners	25
Section 4: NA-EU Jan-Feb Mixed Sales & 2020/2021 Mixed Sale Averages	
Northern Hemisphere Worldwide Sales Ticker	26
Northern Hemisphere Leading Sires of Weanlings/Short Yearlings	28
Northern Hemisphere Leading Covering Sires	30

Welcome to the second edition of Thoroughbred Market Report. This month we feature important information about Australasian and other Southern Hemisphere racing in the form of Mid-Season 2020-2021 SH APEX figures, as well as a summary of the Australasian yearling market (gross & average both +8%), including sire averages through the Melbourne yearling sale. On the Northern Hemisphere front we have Leading North American and European sires by 2020 APEX A Runners (Galileo 35) and ABC Runners (Into Mischief 76), and a nearly-final summary of the early 2021 NH Mixed Sale markets (North American Jan-Feb Mixed Sale gross +8%), plus updated weanling/short yearling and covering sire averages for all the major 2020-2021 North American and European mixed sales. As we begin to emerge from international lockdowns it appears, like many sectors of the worldwide economies, demand for racing and breeding stock is poised to show continuing strength.

To subscribe to the Thoroughbred Market Report please visit <https://billoppenheim.com/abouttmr.php> or email emily@billoppenheim.com

EXECUTIVE SUMMARY – MARCH 2021 THOROUGHBRED MARKET REPORT

AUSTRALASIA/SH SECTION

Australasian APEX Ratings: Though the top seven sires are the well-known proven sires, eleven of the 22 sires with A Runner Indexes over 2.00 come from four younger sire crops with first foals 2013-2016. Besides the acknowledged top four younger proven sires F2013 **So You Think**, F2014 **Pierro**, and F2015 **Zoustar** and **Dundeel**, F2014 **Ocean Park** and **Gingerbread Man**, F2015 **Epaulette**, **Shamus Award**, and **Spirit of Boom**, and F2016 **Brazen Beau** and **Shooting To Win** all have 2.00+ A Runner indexes. Of the two full brothers, both F2016 sires, **Deep Field** leads the group with 15 A Runners but **Shooting To Win** has the higher A Runner Index, 2.13 to 1.77.

It's notable that all of the top seven sires by A Runner Index have 5yo+ ratings over 2.00. It's particularly notable that top sprint sires **Snitzel**, **Not A Single Doubt**, and **I Am Invincible** have 2.00+ ratings both as 2yo's and as 5yo's+, signifying durability as well as precocity and speed.

Snitzel (135) and **Fastnet Rock** (131) have the highest number of A Runners 2014/15 – Feb 9, 2021, followed by **Savabeel** (108), **I Am Invincible** (99), and **Not A Single Doubt** (98).

In South America, three Argentinian and one Brazilian sire have the top A Runner indexes: young Argentine F2015 gun **Fortify** (4.68) tops the South American chart, followed by veterans **Key Deputy** (3.59) and **Equal Stripes** (2.97) and Brazilian **Agnes Gold** (2.95). Argentinian F2016 **Remote** (2.72) is the other hot younger sire. **Equal Stripes** (67), **Roman Ruler** (62), and Brazil's **Wild Event** (54) have the most A Runners. In South Africa, **Dynasty** (3.46), **Captain Al** (3.23), and **Silvano** (2.47), all dead or retired, still dominate the tables, but **Silvano's** son, F2016 **Vercingetorix** (2.27) looks a Champion Sire in waiting.

Through the end of Inglis's Melbourne sale March 2, we calculate 3,281 yearlings have been sold, of 4,286 catalogued (76.6% sold/cat) in six Australasian sales this year, for a total of A\$418,706,150, an average of A\$127,615. In the corresponding sales last year, 3,275 yearlings had sold, from 4,420 catalogued (74.1% sold/cat), for a total of A\$388,734,598, an average of \$118,698. The combined gross and average are each up 8%, but the five Australian sales are up 15% in gross (+A\$48m), while the NZ Karaka sale was down NZ\$18m, with 24% fewer catalogued, most of which probably shipped over to Australia to be sold. So even though records are being broken at every sale in Australia, about half the 15% gross

increase is probably attributable to NZ yearlings shipping over. **Not A Single Doubt** (18/A\$577,222) has the highest average among Australasian-based sires, followed by **I Am Invincible** (58/\$475,862), **Redoute's Choice** (10/\$446,000), **Snitzel** (50/\$424,348), **Fastnet Rock** (21/\$369,238), and **Written Tycoon** (54/\$302,102). **Almanzor** (56/\$201,571) is the leading first-season sire, **Capitalist** (80, \$198,038) not surprisingly the leading sire on average with first 2yo's.

NORTH AMERICA/EUROPE SECTION

Runners who pay their way: the leading NA/EU sire by 2020 APEX ABC Runners was **Into Mischief**, whose 76 ABC Runners last year were nearly 50% more than **Uncle Mo** (51) in second. The two biggest improvers were F2012 sires **Siyouni** (46 A Runners in 2020, up from 27 in 2019) and **Munnings** (42 from 24); also with 40+ ABC Runners in 2020 were **Galileo**, **Speightstown**, **Curlin**, and **Frankel**. For sires of 2020 A Runners, **Galileo** (35) had over 50% more than **Into Mischief** (23) in second, followed by **Uncle Mo** (21), **Curlin** (16), and **Speightstown**, **Tapit**, and **Dubawi**, with 15 each.

Among F2016 sires, **Kingman** led the group with 32 ABC Runners in 2020, with the big US improver **Goldencents** second, with 26, but **Goldencents** topped **Kingman** by A Runners, 11 to 10. **Australia** was another big improver with 9 A Runners in 2020. The F2017 sire crop looks very promising: **American Pharoah** led **Constitution** by ABC Runners, 26 to 24, though **Constitution** edged the top spot by A Runners, 9 to 8. **Liam's Map** (7 A Runners) and **Night of Thunder** (6) also show a lot of promise. Among F2018 sires, with their first 2yo's last year, **Mehmas** was the runaway leader, with 14 ABC Runners in 2020.

The January-February Mixed Sales: Dispersals helped boost Keeneland January, and the three North American 2021 mixed sales are up about 8% in gross. Including the major mixed sales beginning in Kentucky in November, **Justify** (\$355,556) is the leading North American sire of weanlings/short yearlings on average, from his first crop; in Europe, **Dubawi** (\$693,373; 3 sold) and **Frankel** (11/avg \$408,505) are the leaders. Four North American sires had covering sire averages over \$700,000: **Quality Road** (4/avg \$871,250); **Into Mischief** (16/\$775,000); **Curlin** (9/\$748,333) and **Justify** (11/\$744,211). Top covering sire by average in Europe was debuting champion sprinter **Blue Point** (8/\$511,059); **Kingman**, **Lope De Vega**, **Frankel**, **Siyouni**, and **No Nay Never** all averaged over \$395,000 for in-foal mares.

SECTION 1: 2020/2021 MID-SEASON SOUTHERN HEMISPHERE APEX

APEX RATINGS: WHAT THEY ARE AND HOW THEY WORK

Rating sire performance is an important but imperfect effort. The obvious downside of progeny earnings tables is they favour sires with bigger crops at the expense of sires who may do better but don't get very high up the lists because they don't have the numbers. The average-earnings index addresses this but is susceptible to one or two big earners skewing the figures and consequently sometimes makes sires look a lot better than they really are. The APEX sire ratings, developed at the newsletter Racing Update in the late 1980's, uses similar principles to the average-earnings index but measures and indexes instead the frequency with which sires get runners who achieve certain earnings thresholds. The top 2% of earners/runners in a given jurisdiction are designated 'A Runners', the next 2% 'B Runners', the next 4% 'C Runners', and therefore the top 8% of earners are called 'ABC Runners'. If a sire has 100 runners, and two of them earn enough to exceed the A Runner threshold for that jurisdiction in that year, he will have an A Runner Index of 1.00. If he has four his A Runner Index is 2.00, etc.

Southern Hemisphere APEX ratings cover eight jurisdictions, with separate calculations for each jurisdiction for each season, then added together, for three Regions in the Southern Hemisphere: Australasia (Australia and New Zealand); South America (Argentina, Brazil, Chile, Peru, Uruguay); and South Africa. There are actually 17 different APEX ratings for each sire: A, B, and C Runner indexes in AUS, SAM, SAF and Total, which is 12; Age Ratings for 2yo's, 3yo's, 4yo's, and 5yo's+, which is another four; and an overall ABC Index. The A Runner Index is the most important, our signature tune, if you will, but depending on where you are racing or breeding, and at what financial level, there is a lot of information in the other tables which can help your decision-making. That's the objective.

There are three important limitations which shape the data. First, we limit the data to the last seven years, which pinpoints once-great sires now in decline. There are a number of historical cases where sires who always had

A Runner Indexes of 2.50 start to tail off and end up with indexes falling to 1.80, then 1.50, then 1.20. This has happened. So limiting the data to the last seven seasons provides a more current snapshot. Second, sires are only assigned APEX ratings once they have 3yo's racing, as we've found the ratings for sires with their first 2yo's are just too dodgy. We use their freshman year performance in all the calculations all right, we just don't assign sire ratings until they have 3yo's. And third, we only use sires which had 10 or more 3yo foals in the final year covered – so, in 2020/21, sires have to have 10+ foals of 2017 to be eligible to be rated. The intent of this is to eliminate sires which are never going to be important in the thoroughbred auction marketplace, and the effect of this, compared to the average-earnings index, is quite interesting; an APEX index of 1.00 really is average, whereas it turns out the inclusion of all those 'random' sires has the effect of inflating the average-earnings index. We're all about creating data that has practical application in the thoroughbred marketplace; that's the objective.

One final point we need to clarify is the definition of 'runners'. APEX ratings, like the average-earnings index, must be calculated annually. Because of this, one horse is counted as one 'runner' each SH season it starts, so, in APEX terms, one horse can be as many as seven 'runners', and, if it were to reach the requisite threshold, could be several A, B, &/or C Runners over its career. Another term used to describe this is 'year-starters'. For APEX calculations, 'runners' are 'year-starters'. In many other calculations, for example 'percentage of runners/foals', a 'runner' is counted only once, regardless of how many seasons in which it runs. When we do count A Runners just once, for example if we calculate the percentage of A Runners/Foals we refer to those as 'unique' A Runners; otherwise, one horse can be more than one 'runner' (year-starter), A Runner etc in the APEX calculations. Incidentally we do find that just about 4% of named foals become A Runners at some point in their careers, which is roughly the same percentage who become Group or Listed Race winners.

APEX EARNINGS THRESHOLDS 2014/15 - 2020/21 (US\$)

	A RUNNERS					top 2%		
	Australia	N. Zealand	Argentina	Brazil	Chile	Peru	Uruguay	S. Africa
2020-21	90,705	37,390	6,719	8,796	14,484	15,013	15,218	8,707
2019-20	114,639	49,267	15,113	16,592	24,426	13,798	25,510	16,361
2018-19	123,098	59,510	22,123	16,996	31,261	19,220	34,231	22,603
2017-18	122,386	65,592	36,054	21,299	31,233	22,657	36,035	25,030
2016-17	114,695	58,838	33,899	23,562	35,413	22,631	33,587	23,945
2015-16	105,940	49,533	38,032	18,718	31,180	23,775	25,519	21,476
2014-15	108,876	57,061	32,940	23,179	30,767	25,962	33,932	24,293
	B RUNNERS					next 2%		
	Australia	N. Zealand	Argentina	Brazil	Chile	Peru	Uruguay	S. Africa
2020-21	56,569	26,851	4,699	6,084	11,496	7,149	10,795	6,848
2019-20	73,124	33,734	10,580	12,142	16,857	9,285	15,557	12,084
2018-19	79,795	41,742	15,158	11,803	22,633	12,342	20,617	17,416
2017-18	78,489	41,620	26,111	14,442	24,106	13,683	22,605	17,765
2016-17	73,142	37,292	24,693	16,769	25,215	14,947	20,616	17,047
2015-16	66,141	31,563	27,640	13,772	22,758	14,413	17,053	14,312
2014-15	69,396	36,871	25,151	16,028	22,513	15,992	22,610	17,317
	C RUNNERS					next 4%		
	Australia	N. Zealand	Argentina	Brazil	Chile	Peru	Uruguay	S. Africa
2020-21	33,118	17,119	3,189	4,068	8,294	3,568	7,617	5,221
2019-20	44,832	21,008	7,399	9,206	12,290	6,131	11,195	8,773
2018-19	48,855	25,424	10,110	9,337	16,837	8,714	15,005	12,385
2017-18	48,108	26,701	18,286	11,106	17,950	8,709	16,044	12,955
2016-17	44,688	23,376	17,336	12,399	18,029	10,062	14,614	12,151
2015-16	39,301	20,063	19,618	10,037	16,289	9,337	12,232	10,220
2014-15	41,259	22,565	18,497	12,440	16,426	10,214	14,449	12,420

*2020-2021 Season figures are current through Feb 9, 2021



So You Think. Image courtesy of Coolmore Stud.

SOUTHERN HEMISPHERE APEX LEADERS TABLES – MARCH 2021

AUSTRALIA: PASSING THE TORCH

Of the 173 Australasian sires with first foals 2017 and earlier and 150+ year-starters which have been assigned APEX ratings, covering the seven seasons from August 1, 2014 – February 7, 2021, there are 22 who have achieved A Runner Indexes of 2.00+ (4.00%+ from runners), though just four sport current A Runner Indexes of 3.00+. Not surprisingly all four are Champion Sires: the great **Redoute's Choice** (3.42), three times Champion Sire himself, sire of sires, and already twice Champion Broodmare Sire, tops the table, with two-time champion sire **Fastnet Rock** (3.24), six-time Champion New Zealand sire **Savabeel** (3.10), and four-time Champion Sire **Snitzel** (3.09) also scoring over 3.00. **Teofilo** (2.92), **Not A Single Doubt** (2.84), and three-time Champion Sire runner-up **I Am Invincible** (2.73) complete a top seven of thoroughly proven sires, which is why the five Australian-based sires who have yearlings selling now (Teofilo's last Australian crop are 2yo's) are all averaging A\$360k+.

But, as is well documented, Australia's leading sires are aging; excluding Teofilo, Redoute's Choice died in 2019, Not A Single Doubt has been retired, Fastnet Rock and Savabeel will be 20yo next season, Snitzel will be 19yo, and I Am Invincible will be 17yo. Luckily for Australian breeders, 11 of the remaining 15 sires with 2.00+ A Indexes are from four crops of younger proven sires. F2013 **So You Think** (2.18) has been one of the real 'value buys' of the past few seasons at A\$38,500. Three F2014 sires, with their first 6yo's this season, score over 2.00: West Australia's **Gingerbread Man** (2.21), a champion in Singapore by Shamardal; New Zealand's Waikato Stud's (they also stand Savabeel) **Ocean Park** (2.19); and the Triple Crown-winning 2yo **Pierro** (2.04), who finished #3 on the Australian General Sire List for the 2019-20 season.

The F2015 sire crop, who have their first 5yo's this season, includes no fewer than five sires who make this list: **Zoustar** (2.60), who is proving a crack sprint sire; **Dundeel** (2.60), a son of High Chaparral whose runners show considerably more precocity than is usual for the High Chaparrals; **Epaulette** (2.40), who has been pretty under the radar but could be about to get more famous; **Shamus Award** (2.17), whose numbers have been steadily improving and is now about to be declared a successful sire son for Snitzel; and Queensland's **Spirit Of Boom** (2.16), who the market says took a big step forward in mare quality at this year's yearling sales, where he has

so far averaged A\$160k. The F2016 sire crop is headed by Darley's **Brazen Beau** (2.35) and **Shooting To Win** (2.13), while the latter's full brother, Newgate's highly-touted **Deep Field** literally just misses the top 30, ranking #31 with a 1.77 A Runner Index.

We mentioned 'Age Ratings' in our introductory remarks about APEX ratings, and one thing which really struck us as we were studying these figures is that all of the top seven sires had 5yo+ ABC Runner ratings of 2.00+, which rather illustrates the often overlooked distinction between precocity and speed. Actually only three of the seven are what we would classify as 'speedball' sires (~70% short-distance stakes wins, as detailed in other research we've done), yet they too registered 2.00+ indexes for their 5yo's+: Snitzel (2.64 index for 5yo's+), Not A Single Doubt (2.00), and I Am Invincible (2.89). So however speedy and precocious they are, they've proved durable, too – which is undoubtedly why they're the top sires.

We've also run lists here of the top 30 Australasian sires with 150+ year-starters by number of A Runners 2014/15-2020/21; by ABC Runner Index; and by number of ABC Runners. Younger sires are at an obvious disadvantage in the 'numbers' lists since the older sires have had runners since 2014, whereas the F2013 sires who make this list (So You Think, 44 A Runners/144 ABC Runners, **Smart Missile**, 29/136, and **Foxwedge**, 101 ABC Runners) have had runners just since 2015; F2014 **Pierro** (34/123) and **All Too Hard**, (108 ABC Runners) since 2016; and F2015 **Zoustar** (30 A Runners) has just his fourth crop of 2yo's racing this season. And we have tables for all Australasian F2016 (first 4yo's this season) and F2017 (first 3yo's) sires with APEX ratings. These tables highlight three WA sires with good ratings from smaller numbers of runners, F2016 **Sessions** (3.16 A Index) and **Safeguard** (1.81), and F2017 **I'm All The Talk** (5.10), who had the 1-2 in the G2 West Australian Guineas last November in his first crop of 3yo's. His five A Runners so far lead F2017 sires in that category, whereas among F2016 sires **Deep Field**, with 15 A Runners and 44 ABC winners, leads his sire group in both categories. His brother **Shooting To Win** and **Brazen Beau** have 11 A Runners each, while the runners-up by ABC Runners among F2016 sires are Queensland sire **Better Than Ready** (35) and **Rubick** (33), sire of 2019 Everest winner **Yes Yes Yes**.

For a complete roster of all 469 Southern Hemisphere APEX sires, please [click here](#).

SH APEX 2020-2021- TOP 30 AUSTRALASIAN SIREs BY A INDEX (150+ YEAR-STARTERS)

SIRE	YOB	HIS SIRE	1 st Foals	ST	ST2	2yo	3yo	4yo	5yo+	TOT Rnrs	A Rnrs	A Index	ABC Rnrs	ABC Index
REDOUTE'S CHOICE	1996	DANEHILL	2001	DEAD	NSW	1.84	1.90	2.08	2.61	1302	89	3.42	225	2.16
FASTNET ROCK	2001	DANEHILL	2006	NSW	IRE	1.89	1.80	1.75	2.57	2020	131	3.24	328	2.03
SAVABEEL	2001	ZABEEL	2006	NZ	NZ	1.35	1.58	1.69	2.75	1740	108	3.10	273	1.96
SNITZEL	2002	REDOUTE'S CHOICE	2007	NSW	NSW	2.67	2.13	1.92	2.64	2184	135	3.09	404	2.31
TEOFILO	2004	GALILEO	2010	IRE	NSW	1.44	1.52	1.74	2.27	565	33	2.92	86	1.90
NOT A SINGLE DOUBT	2001	REDOUTE'S CHOICE	2006	RETIRED	NSW	2.77	1.46	1.68	2.00	1727	98	2.84	243	1.76
I AM INVINCIBLE	2004	INVINCIBLE SPIRIT	2011	NSW	NSW	2.30	1.84	1.91	2.89	1815	99	2.73	311	2.14
ZOUSTAR	2010	NORTHERN METEOR	2015	NSW	NSW	1.02	1.55	1.76	1.76	578	30	2.60	79	1.71
DUNDEEL	2009	HIGH CHAPARRAL	2015	NSW	NSW	0.96	1.37	1.99	1.25	404	21	2.60	54	1.67
EPAULETTE	2009	COMMANDS	2015	NSW	NSW	1.86	1.30	0.93	1.11	416	20	2.40	46	1.38
BRAZEN BEAU	2011	I AM INVINCIBLE	2016	VIC	ENG	2.41	1.01	2.08	-	234	11	2.35	32	1.71
EXCEED AND EXCEL	2000	DANEHILL	2005	NSW	IRE	2.07	1.71	1.93	1.79	1546	72	2.33	217	1.75
GINGERBREAD MAN	2007	SHAMARDAL	2014	WA	WA	1.63	1.16	1.36	2.85	181	8	2.21	23	1.59
OCEAN PARK	2008	THORN PARK	2014	NZ	NZ	0.36	0.95	1.15	3.34	572	25	2.19	70	1.53
SO YOU THINK	2006	HIGH CHAPARRAL	2013	NSW	NSW	0.68	1.48	1.69	2.26	1008	44	2.18	144	1.79
SHAMUS AWARD	2010	SNITZEL	2015	VIC	VIC	0.73	1.21	1.84	2.81	368	16	2.17	49	1.66
SPIRIT OF BOOM	2007	SEQUALO	2015	QLD	QLD	1.41	1.01	0.95	1.64	579	25	2.16	56	1.21
SHOOTING TO WIN	2011	NORTHERN METEOR	2016	NSW	IRE	1.47	1.11	1.12	-	258	11	2.13	27	1.31
MASTERCRAFTSMAN	2006	DANEHILL DANCER	2011	IRE	NZ	0.51	1.22	1.12	1.72	1090	46	2.11	117	1.34
PIERRO	2009	LONHRO	2014	NSW	NSW	1.47	1.41	1.83	2.83	820	34	2.07	123	1.88
LONHRO	1998	OCTAGONAL	2005	NSW	NSW	2.37	1.79	1.40	1.56	1642	67	2.04	204	1.55
SEBRING	2005	MORE THAN READY	2010	DEAD	NSW	1.50	1.63	1.38	1.65	2117	85	2.01	271	1.60
DARCI BRAHMA	2002	DANEHILL	2008	NZ	NZ	1.22	0.80	1.66	2.20	1074	42	1.96	133	1.55
REDWOOD	2006	HIGH CHAPARRAL	2013	NZ	NZ	0.00	0.45	1.57	2.24	409	16	1.96	43	1.31
MEDAGLIA D'ORO	1999	EL PRADO	2011	KY	NSW	1.20	1.71	1.84	2.66	998	39	1.95	148	1.85
DAWN APPROACH	2010	NEW APPROACH	2015	IRE	NSW	1.73	0.95	0.70	4.03	283	11	1.94	31	1.37
PROISIR	2009	CHOISIR	2016	NZ	NZ	0.00	0.94	1.63	-	155	6	1.94	14	1.13
UNIVERSAL RULER	2004	SCENIC	2011	WA	WA	2.07	1.48	0.75	1.56	477	18	1.89	51	1.34
PINS	1996	SNIPPETS	2001	DEAD	NZ	0.73	0.68	1.39	2.71	1026	38	1.85	122	1.49
STARSPANGLED BANNER	2006	CHOISIR	2012	VIC	VIC	1.99	0.92	0.76	1.71	279	10	1.79	28	1.25

For a complete roster of all 230 Australasian APEX sires, please [click here](#).

SH APEX 2020-2021- TOP 30 AUSTRALASIAN SIREs BY NUMBER OF A RUNNERS (150+ YEAR-STARTERS)

SIRE	YOB	HIS SIRE	1 st Foals	ST	ST2	2yo	3yo	4yo	5yo+	TOT Rnrs	A Rnrs	A Index	ABC Rnrs	ABC Index
SNITZEL	2002	REDOUTE'S CHOICE	2007	NSW	NSW	2.67	2.13	1.92	2.64	2184	135	3.09	404	2.31
FASTNET ROCK	2001	DANEHILL	2006	NSW	IRE	1.89	1.80	1.75	2.57	2020	131	3.24	328	2.03
SAVABEEL	2001	ZABEEL	2006	NZ	NZ	1.35	1.58	1.69	2.75	1740	108	3.10	273	1.96
I AM INVINCIBLE	2004	INVINCIBLE SPIRIT	2011	NSW	NSW	2.30	1.84	1.91	2.89	1815	99	2.73	311	2.14
NOT A SINGLE DOUBT	2001	REDOUTE'S CHOICE	2006	RETIRED	NSW	2.77	1.46	1.68	2.00	1727	98	2.84	243	1.76
REDOUTE'S CHOICE	1996	DANEHILL	2001	DEAD	NSW	1.84	1.90	2.08	2.61	1302	89	3.42	225	2.16
SEBRING	2005	MORE THAN READY	2010	DEAD	NSW	1.50	1.63	1.38	1.65	2117	85	2.01	271	1.60
EXCEED AND EXCEL	2000	DANEHILL	2005	NSW	IRE	2.07	1.71	1.93	1.79	1546	72	2.33	217	1.75
LONHRO	1998	OCTAGONAL	2005	NSW	NSW	2.37	1.79	1.40	1.56	1642	67	2.04	204	1.55
WRITTEN TYCOON	2002	IGLESIA	2008	NSW	VIC	1.80	1.50	1.41	1.74	1977	65	1.64	229	1.45
CHOISIR	1999	DANEHILL DANCER	2004	RETIRED	NSW	1.04	1.07	0.89	1.80	1768	53	1.50	171	1.21
MASTERCRAFTSMAN	2006	DANEHILL DANCER	2011	IRE	NZ	0.51	1.22	1.12	1.72	1090	46	2.11	117	1.34
SO YOU THINK	2006	HIGH CHAPARRAL	2013	NSW	NSW	0.68	1.48	1.69	2.26	1008	44	2.18	144	1.79
MAGNUS	2002	FLYING SPUR	2009	VIC	VIC	1.08	1.04	1.17	2.07	1381	44	1.59	143	1.29
MORE THAN READY	1997	SOUTHERN HALO	2002	KY	NSW	1.08	1.18	1.15	1.24	1536	43	1.40	144	1.17
DARCI BRAHMA	2002	DANEHILL	2008	NZ	NZ	1.22	0.80	1.66	2.20	1074	42	1.96	133	1.55
STRATUM	2002	REDOUTE'S CHOICE	2007	DEAD	NSW	1.49	1.36	1.42	1.77	1199	42	1.75	136	1.42
MEDAGLIA D'ORO	1999	EL PRADO	2011	KY	NSW	1.20	1.71	1.84	2.66	998	39	1.95	148	1.85
PINS	1996	SNIPPETS	2001	DEAD	NZ	0.73	0.68	1.39	2.71	1026	38	1.85	122	1.49
PIERRO	2009	LONHRO	2014	NSW	NSW	1.47	1.41	1.83	2.83	820	34	2.07	123	1.88
TAVISTOCK	2005	MONTJEU	2011	DEAD	NZ	0.00	0.85	1.30	2.83	1159	34	1.47	131	1.41
TEOFILO	2004	GALILEO	2010	IRE	NSW	1.44	1.52	1.74	2.27	565	33	2.92	86	1.90
BLACKFRIARS	1996	DANEHILL	2002	DEAD	NSW	0.96	0.82	1.05	1.63	1377	33	1.20	121	1.10
HINCHINBROOK	2007	FASTNET ROCK	2012	DEAD	NSW	1.74	1.28	0.85	1.64	1078	32	1.48	112	1.30
NICCONI	2005	BIANCONI	2011	NSW	NSW	1.62	1.09	1.08	1.63	1369	32	1.17	138	1.26
IFFRAAJ	2001	ZAFONIC	2009	ENG	NZ	1.21	0.78	0.94	1.74	1038	31	1.49	93	1.12
AL MAHER	2001	DANEHILL	2006	VIC	VIC	0.77	0.87	1.34	1.35	1074	31	1.44	95	1.11
STAR WITNESS	2007	STARCRAFT	2012	NSW	NSW	0.98	0.94	0.84	1.08	1301	31	1.19	102	0.98
ZOUSTAR	2010	NORTHERN METEOR	2015	NSW	NSW	1.02	1.55	1.76	1.76	578	30	2.60	79	1.71
SMART MISSILE	2008	FASTNET ROCK	2013	NSW	NSW	0.98	1.31	1.52	1.32	1228	29	1.18	136	1.38

SH APEX 2020-2021- TOP 30 AUSTRALASIAN SIREs BY ABC INDEX (150+ YEAR-STARTERS)

SIRE	YOB	HIS SIRE	1 st Foals	ST	ST2	2yo	3yo	4yo	5yo+	TOT Rnrs	A Rnrs	A Index	ABC Rnrs	ABC Index
SNITZEL	2002	REDOUTE'S CHOICE	2007	NSW	NSW	2.67	2.13	1.92	2.64	2184	135	3.09	404	2.31
REDOUTE'S CHOICE	1996	DANEHILL	2001	DEAD	NSW	1.84	1.90	2.08	2.61	1302	89	3.42	225	2.16
I AM INVINCIBLE	2004	INVINCIBLE SPIRIT	2011	NSW	NSW	2.30	1.84	1.91	2.89	1815	99	2.73	311	2.14
FASTNET ROCK	2001	DANEHILL	2006	NSW	IRE	1.89	1.80	1.75	2.57	2020	131	3.24	328	2.03
SAVABEEL	2001	ZABEEL	2006	NZ	NZ	1.35	1.58	1.69	2.75	1740	108	3.10	273	1.96
TEOFILO	2004	GALILEO	2010	IRE	NSW	1.44	1.52	1.74	2.27	565	33	2.92	86	1.90
PIERRO	2009	LONHRO	2014	NSW	NSW	1.47	1.41	1.83	2.83	820	34	2.07	123	1.88
MEDAGLIA D'ORO	1999	EL PRADO	2011	KY	NSW	1.20	1.71	1.84	2.66	998	39	1.95	148	1.85
SO YOU THINK	2006	HIGH CHAPARRAL	2013	NSW	NSW	0.68	1.48	1.69	2.26	1008	44	2.18	144	1.79
NOT A SINGLE DOUBT	2001	REDOUTE'S CHOICE	2006	RETIRED	NSW	2.77	1.46	1.68	2.00	1727	98	2.84	243	1.76
EXCEED AND EXCEL	2000	DANEHILL	2005	NSW	IRE	2.07	1.71	1.93	1.79	1546	72	2.33	217	1.75
ZOUSTAR	2010	NORTHERN METEOR	2015	NSW	NSW	1.02	1.55	1.76	1.76	578	30	2.60	79	1.71
BRAZEN BEAU	2011	I AM INVINCIBLE	2016	VIC	ENG	2.41	1.01	2.08	-	234	11	2.35	32	1.71
DUNDEEL	2009	HIGH CHAPARRAL	2015	NSW	NSW	0.96	1.37	1.99	1.25	404	21	2.60	54	1.67
SHAMUS AWARD	2010	SNITZEL	2015	VIC	VIC	0.73	1.21	1.84	2.81	368	16	2.17	49	1.66
SEBRING	2005	MORE THAN READY	2010	DEAD	NSW	1.50	1.63	1.38	1.65	2117	85	2.01	271	1.60
GINGERBREAD MAN	2007	SHAMARDAL	2014	WA	WA	1.63	1.16	1.36	2.85	181	8	2.21	23	1.59
TORONADO	2010	HIGH CHAPARRAL	2016	VIC	FR	0.79	1.30	1.67	-	255	8	1.57	32	1.57
LONHRO	1998	OCTAGONAL	2005	NSW	NSW	2.37	1.79	1.40	1.56	1642	67	2.04	204	1.55
DARCI BRAHMA	2002	DANEHILL	2008	NZ	NZ	1.22	0.80	1.66	2.2	1074	42	1.96	133	1.55
OCEAN PARK	2008	THORN PARK	2014	NZ	NZ	0.36	0.95	1.15	3.34	572	25	2.19	70	1.53
PINS	1996	SNIPPETS	2001	DEAD	NZ	0.73	0.68	1.39	2.71	1026	38	1.85	122	1.49
CHARM SPIRIT	2011	INVINCIBLE SPIRIT	2016	NZ	GB	0.74	1.43	1.49	-	170	6	1.76	20	1.47
DEMERIT	2006	LONHRO	2012	DEAD	WA	2.98	0.90	1.16	2.25	365	12	1.64	43	1.47
WRITTEN TYCOON	2002	IGLESIA	2008	NSW	VIC	1.80	1.50	1.41	1.74	1977	65	1.64	229	1.45
ALL TOO HARD	2009	CASINO PRINCE	2014	NSW	NSW	1.00	1.11	1.60	2.07	931	25	1.34	108	1.45
BETTER THAN READY	2009	MORE THAN READY	2016	QLD	QLD	1.99	1.43	0.34	-	306	8	1.31	35	1.43
STRATUM	2002	REDOUTE'S CHOICE	2007	DEAD	NSW	1.49	1.36	1.42	1.77	1199	42	1.75	136	1.42
BULLBARS	2007	ELUSIVE QUALITY	2013	NZ	NZ	1.32	0.91	1.52	1.91	202	3	0.74	23	1.42
TAVISTOCK	2005	MONTJEU	2011	DEAD	NZ	0.00	0.85	1.3	2.83	1159	34	1.47	131	1.41

SH APEX 2020-2021- TOP 30 AUSTRALASIAN SIRES BY NUMBER OF ABC RUNNERS (150+ YEAR-STARTERS)

SIRE	YOB	HIS SIRE	1 st Foals	ST	ST2	2yo	3yo	4yo	5yo+	TOT Rnrs	A Rnrs	A Index	ABC Rnrs	ABC Index
SNITZEL	2002	REDOUTE'S CHOICE	2007	NSW	NSW	2.67	2.13	1.92	2.64	2184	135	3.09	404	2.31
FASTNET ROCK	2001	DANEHILL	2006	NSW	IRE	1.89	1.80	1.75	2.57	2020	131	3.24	328	2.03
I AM INVINCIBLE	2004	INVINCIBLE SPIRIT	2011	NSW	NSW	2.30	1.84	1.91	2.89	1815	99	2.73	311	2.14
SAVABEEL	2001	ZABEEL	2006	NZ	NZ	1.35	1.58	1.69	2.75	1740	108	3.10	273	1.96
SEBRING	2005	MORE THAN READY	2010	DEAD	NSW	1.50	1.63	1.38	1.65	2117	85	2.01	271	1.60
NOT A SINGLE DOUBT	2001	REDOUTE'S CHOICE	2006	RETIRED	NSW	2.77	1.46	1.68	2.00	1727	98	2.84	243	1.76
WRITTEN TYCOON	2002	IGLESIA	2008	NSW	VIC	1.80	1.50	1.41	1.74	1977	65	1.64	229	1.45
REDOUTE'S CHOICE	1996	DANEHILL	2001	DEAD	NSW	1.84	1.90	2.08	2.61	1302	89	3.42	225	2.16
EXCEED AND EXCEL	2000	DANEHILL	2005	NSW	IRE	2.07	1.71	1.93	1.79	1546	72	2.33	217	1.75
LONHRO	1998	OCTAGONAL	2005	NSW	NSW	2.37	1.79	1.40	1.56	1642	67	2.04	204	1.55
CHOISIR	1999	DANEHILL DANCER	2004	RETIRED	NSW	1.04	1.07	0.89	1.80	1768	53	1.50	171	1.21
MEDAGLIA D'ORO	1999	EL PRADO	2011	KY	NSW	1.20	1.71	1.84	2.66	998	39	1.95	148	1.85
SO YOU THINK	2006	HIGH CHAPARRAL	2013	NSW	NSW	0.68	1.48	1.69	2.26	1008	44	2.18	144	1.79
MORE THAN READY	1997	SOUTHERN HALO	2002	KY	NSW	1.08	1.18	1.15	1.24	1536	43	1.40	144	1.17
MAGNUS	2002	FLYING SPUR	2009	VIC	VIC	1.08	1.04	1.17	2.07	1381	44	1.59	143	1.29
NICCONI	2005	BIANCONI	2011	NSW	NSW	1.62	1.09	1.08	1.63	1369	32	1.17	138	1.26
STRATUM	2002	REDOUTE'S CHOICE	2007	DEAD	NSW	1.49	1.36	1.42	1.77	1199	42	1.75	136	1.42
SMART MISSILE	2008	FASTNET ROCK	2013	NSW	NSW	0.98	1.31	1.52	1.32	1228	29	1.18	136	1.38
DARCI BRAHMA	2002	DANEHILL	2008	NZ	NZ	1.22	0.80	1.66	2.20	1074	42	1.96	133	1.55
TAVISTOCK	2005	MONTJEU	2011	DEAD	NZ	0.00	0.85	1.30	2.83	1159	34	1.47	131	1.41
BEL ESPRIT	1999	ROYAL ACADEMY	2004	VIC	VIC	0.43	0.97	1.14	1.49	1493	26	0.87	126	1.05
PIERRO	2009	LONHRO	2014	NSW	NSW	1.47	1.41	1.83	2.83	820	34	2.07	123	1.88
PINS	1996	SNIPPETS	2001	DEAD	NZ	0.73	0.68	1.39	2.71	1026	38	1.85	122	1.49
BLACKFRIARS	1996	DANEHILL	2002	DEAD	NSW	0.96	0.82	1.05	1.63	1377	33	1.20	121	1.10
CASINO PRINCE	2003	FLYING SPUR	2009	NSW	NSW	0.30	0.65	1.12	2.43	1240	22	0.89	119	1.20
MASTERCRAFTSMAN	2006	DANEHILL DANCER	2011	IRE	NZ	0.51	1.22	1.12	1.72	1090	46	2.11	117	1.34
HINCHINBROOK	2007	FASTNET ROCK	2012	DEAD	NSW	1.74	1.28	0.85	1.64	1078	32	1.48	112	1.30
ALL TOO HARD	2009	CASINO PRINCE	2014	NSW	NSW	1.00	1.11	1.60	2.07	931	25	1.34	108	1.45
STAR WITNESS	2007	STARCRAFT	2012	NSW	NSW	0.98	0.94	0.84	1.08	1301	31	1.19	102	0.98
FOXWEDGE	2008	FASTNET ROCK	2013	VIC	ENG	1.08	1.27	1.11	1.62	965	21	1.09	101	1.31

SH APEX 2020-2021- AUSTRALASIAN F2016 BY A INDEX

SIRE	YOB	HIS SIRE	1 st Foals	ST	ST2	2yo	3yo	4yo	TOT Rnrs	A Rnrs	A Index	ABC Rnrs	ABC Index
SESSIONS	2009	LONHRO	2016	WA	WA	2.27	1.30	0.80	79	5	3.16	9	1.42
BRAZEN BEAU	2011	I AM INVINCIBLE	2016	VIC	ENG	2.41	1.01	2.08	234	11	2.35	32	1.71
SHOOTING TO WIN	2011	NORTHERN METEOR	2016	NSW	IRE	1.47	1.11	1.12	258	11	2.13	27	1.31
PROISIR	2009	CHOISIR	2016	NZ	NZ	0.00	0.94	1.63	155	6	1.94	14	1.13
SAFEGUARD	2010	EXCEED AND EXCEL	2016	WA	WA	2.94	0.76	0.00	83	3	1.81	8	1.20
DEEP FIELD	2010	NORTHERN METEOR	2016	NSW	NSW	1.29	1.01	1.43	423	15	1.77	44	1.30
CHARM SPIRIT	2011	INVINCIBLE SPIRIT	2016	NZ	GB	0.74	1.43	1.49	170	6	1.76	20	1.47
PUISSANCE DE LUNE	2008	SHAMARDAL	2016	VIC	VIC	0.00	1.50	1.20	93	3	1.61	11	1.48
TORONADO	2010	HIGH CHAPARRAL	2016	VIC	FR	0.79	1.30	1.67	255	8	1.57	32	1.57
SACRED FALLS	2009	O'REILLY	2016	DEAD	NZ	0.55	0.91	1.30	166	5	1.51	15	1.13
ATLANTE	2010	FASTNET ROCK	2016	DEAD	NZ	0.00	0.94	2.71	75	2	1.33	10	1.67
RUBICK	2011	ENCOSTA DE LAGO	2016	NSW	NSW	1.44	1.17	1.20	303	8	1.32	33	1.36
BETTER THAN READY	2009	MORE THAN READY	2016	QLD	QLD	1.99	1.43	0.34	306	8	1.31	35	1.43
WHITTINGTON	2010	TALE OF THE CAT	2016	QLD	QLD	0.74	0.78	0.37	135	3	1.11	8	0.74
ADELAIDE	2011	GALILEO	2016	NSW	NSW	1.22	0.52	0.75	99	2	1.01	6	0.76
THE BROTHERS WAR	2010	WAR FRONT	2016	NSW	NSW	0.00	0.76	1.45	56	1	0.89	4	0.89
TIME FOR WAR	2011	SNITZEL	2016	DEAD	NSW	0.57	0.75	0.00	120	2	0.83	6	0.63
WANDJINA	2011	SNITZEL	2016	NSW	NSW	0.42	0.93	0.79	248	4	0.81	17	0.86
HALLOWED CROWN	2011	STREET SENSE	2016	NSW	IRE	0.61	1.05	1.31	125	2	0.80	12	1.20
ZEBEDEE	2008	INVINCIBLE SPIRIT	2016	DEAD	SA	0.44	0.48	0.35	129	2	0.78	5	0.48
OLYMPIC GLORY	2010	CHOISIR	2016	FR	NSW	0.00	0.51	0.28	153	2	0.65	5	0.41
DISSIDENT	2010	SEBRING	2016	NSW	NSW	0.37	0.58	0.74	329	4	0.61	17	0.65
EL ROCA	2010	FASTNET ROCK	2016	NZ	NZ	0.00	0.43	0.36	129	1	0.39	4	0.39
SIDESTEP	2010	EXCEED AND EXCEL	2016	QLD	FR	1.02	0.26	0.77	149	1	0.34	7	0.59
GHIBELLINES	2011	SHAMARDAL	2016	NZ	NZ	0.00	0.25	1.20	83	0	0.00	5	0.75
JIMMY CREED	2009	DISTORTED HUMOR	2016	KY	VIC	0.00	0.99	0.00	26	0	0.00	1	0.48
HAMPTON COURT	2011	REDOUTE'S CHOICE	2016	DEAD	VIC	1.99	0.00	0.00	30	0	0.00	1	0.42
ROCK HERO	2010	FASTNET ROCK	2016	VIC	VIC	0.00	0.58	0.00	30	0	0.00	1	0.42
GOD HAS SPOKEN	2006	BLACKFRIARS	2016	WA	WA	0.00	0.45	0.00	37	0	0.00	1	0.34
CLUSTER	2010	FASTNET ROCK	2016	VIC	VIC	0.93	0.26	0.00	81	0	0.00	2	0.31
UNUSUAL SUSPECT	2004	UNUSUAL HEAT	2016	NZ	NZ	0.00	0.00	0.00	46	0	0.00	1	0.27
WARHORSE	2009	GENERAL NEDIYM	2016	VIC	VIC	0.00	0.00	0.00	48	0	0.00	0	0.00

SH APEX 2020-2021- AUSTRALASIAN F2017 BY A INDEX

SIRE	YOB	HIS SIRE	1 st Foals	ST	ST2	2yo	3yo	TOT Rnrs	A Rnrs	A Index	ABC Rnrs	ABC Index
I'M ALL THE TALK	2010	STRATUM	2017	WA	WA	1.32	2.37	49	5	5.10	8	2.04
TRUST IN A GUST	2010	KEEP THE FAITH	2017	VIC	VIC	2.65	0.71	20	1	2.50	2	1.25
REAL IMPACT	2008	DEEP IMPACT	2017	JPN	NSW	0.00	0.57	77	3	1.95	3	0.49
EXOSPHERE	2012	LONHRO	2017	NSW	NSW	0.69	0.41	71	2	1.41	3	0.53
BULL POINT	2010	FASTNET ROCK	2017	NSW	NSW	2.27	0.00	39	1	1.28	2	0.64
SWEYNESSE	2011	LONHRO	2017	NZ	NZ	2.98	1.19	41	1	1.22	6	1.83
NOSTRADAMUS	2011	MEDAGLIA D'ORO	2017	VIC	VIC	0.00	0.79	41	1	1.22	2	0.61
CONTRIBUTER	2010	HIGH CHAPARRAL	2017	NZ	NZ	2.27	0.56	42	1	1.19	3	0.89
SPILL THE BEANS	2012	SNITZEL	2017	DEAD	QLD	1.30	1.04	137	3	1.09	13	1.19
VANCOUVER	2012	MEDAGLIA D'ORO	2017	NSW	KY	2.15	1.08	101	2	0.99	12	1.49
KERMADEC	2011	TEOFILO	2017	NSW	NSW	0.00	0.48	55	1	0.91	2	0.45
PRIDE OF DUBAI	2012	STREET CRY	2017	NSW	IRE	1.04	1.12	123	2	0.81	11	1.12
RICH ENUFF	2011	WRITTEN TYCOON	2017	VIC	VIC	1.59	0.25	69	1	0.72	4	0.72
SUPER ONE	2012	I AM INVINCIBLE	2017	NSW	NSW	0.00	0.42	88	1	0.57	2	0.28
PRESS STATEMENT	2012	HINCHINBROOK	2017	NSW	NSW	1.44	0.35	90	1	0.56	5	0.69
HEADWATER	2012	EXCEED AND EXCEL	2017	NSW	NSW	1.25	0.45	117	1	0.43	7	0.75
READY FOR VICTORY	2012	MORE THAN READY	2017	VIC	VIC	0.00	0.99	28	0	0.00	2	0.89
VESPA	2011	ELUSIVE CITY	2017	NZ	NZ	2.89	0.00	30	0	0.00	2	0.83
JABALI	2011	EXCEED AND EXCEL	2017	QLD	QLD	1.59	0.00	26	0	0.00	1	0.48
OUTREACH	2012	EXCEED AND EXCEL	2017	NSW	NSW	0.59	0.29	61	0	0.00	2	0.41
MONGOLIAN KHAN	2011	HOLY ROMAN EMPEROR	2017	NZ	NZ	0.00	0.29	41	0	0.00	1	0.30
WARRIOR'S REWARD	2006	MEDAGLIA D'ORO	2017	PA	VIC	0.00	0.00	49	0	0.00	1	0.26
SCISSOR KICK	2011	REDOUTE'S CHOICE	2017	FR	NSW	0.00	0.31	51	0	0.00	1	0.25

BONUS COVERAGE: LEADING APEX SIRES IN SOUTH AMERICA AND SOUTH AFRICA

SH APEX 2020-2021- TOP 30 SOUTH AMERICAN SIRES BY A RUNNER INDEX

SIRE	YOB	HIS SIRE	1 st Foals	ST	ST2	TOT Rnrs	A Rnrs	A Index	ABC Rnrs	ABC Index
FORTIFY	2010	DISTORTED HUMOR	2015	ARG	ARG	331	31	4.68	69	2.61
KEY DEPUTY	2000	DEPUTY MINISTER	2009	ARG	ARG	599	43	3.59	107	2.23
EQUAL STRIPES	1999	CANDY STRIPES	2006	ARG	ARG	1059	63	2.97	165	1.95
AGNES GOLD	1998	SUNDAY SILENCE	2009	BRZ	FL	611	36	2.95	99	2.03
T. H. APPROVAL	2001	WITH APPROVAL	2009	URU	URU	475	26	2.74	47	1.24
REMOTE	2010	DANSILI	2016	ARG	ARG	184	10	2.72	28	1.90
FORESTRY	1996	STORM CAT	2011	BRZ	KY	629	32	2.54	80	1.59
ECCLESIASTIC	2001	PULPIT	2009	DEAD	URU	771	39	2.53	104	1.69
PUT IT BACK	1998	HONOUR AND GLORY	2004	ARG	FL	786	38	2.42	95	1.51
SEEKING THE DIA	2001	STORM CAT	2010	CHI	CHI	758	36	2.37	86	1.42
YAZAMAAN	2004	GALILEO	2011	PER	PER	382	18	2.36	35	1.15
ALCORANO	2004	PUBLIC PURSE	2010	URU	URU	191	9	2.36	15	0.98
GRAND DADDY	2006	JOHANNESBURG	2013	CHI	CHI	496	23	2.32	68	1.71
ROMAN RULER	2002	FUSAICHI PEGASUS	2009	DEAD	ARG	1354	62	2.29	201	1.86
SALTO	2008	PIVOTAL	2015	BRZ	BRZ	199	9	2.26	12	0.75
ORPEN	1996	LURE	2001	ARG	DEAD	1031	45	2.18	144	1.75
WILD EVENT	1993	WILD AGAIN	2003	DEAD	BRZ	1242	54	2.17	137	1.38
CITY BANKER	2005	LODE	2011	URU	ARG	277	12	2.17	29	1.31
FIRST AMERICAN	1996	QUIET AMERICAN	2001	DEAD	BRZ	667	28	2.10	88	1.65
ENDORSEMENT	2007	DISTORTED HUMOR	2015	ARG	ARG	289	12	2.08	31	1.34
IVAN DENISOVICH	2003	DANEHILL	2008	CHI	IRE	414	17	2.05	41	1.24
SENIOR CANDY	2008	CANDY RIDE	2015	ARG	ARG	150	6	2.00	20	1.67
VERRAZANO	2010	MORE THAN READY	2016	BRZ	KY	159	6	1.89	15	1.18
ANGIOLO	2008	GRAND REWARD	2014	ARG	ARG	484	18	1.86	61	1.58
BOBOMAN	2001	KINGMAMBO	2011	CHI	ARG	435	16	1.84	35	1.01
TREASURE BEACH	2008	GALILEO	2015	ARG	FL	392	14	1.79	41	1.31
QUICK ROAD	2003	JULES	2011	DEAD	BRZ	279	10	1.79	24	1.08
FLANDERS FIELDS	2003	A.P. INDY	2008	PER	PER	234	8	1.71	22	1.18
GRAND REWARD	2001	STORM CAT	2007	ARG	PA	914	31	1.70	95	1.30
GLOBAL HUNTER	2003	JADE HUNTER	2012	ARG	CA	208	7	1.68	10	0.60

For a complete roster of all 188 South American APEX sires, please [click here](#).

SH APEX 2020-2021- TOP 30 SOUTH AMERICAN SIRES BY NUMBER OF A RUNNERS

SIRE	YOB	HIS SIRE	1 st Foals	ST	ST2	TOT Rnrs	A Rnrs	A Index	ABC Rnrs	ABC Index
EQUAL STRIPES	1999	CANDY STRIPES	2006	ARG	ARG	1059	63	2.97	165	1.95
ROMAN RULER	2002	FUSAICHI PEGASUS	2009	DEAD	ARG	1354	62	2.29	201	1.86
WILD EVENT	1993	WILD AGAIN	2003	DEAD	BRZ	1242	54	2.17	137	1.38
ORPEN	1996	LURE	2001	ARG	DEAD	1031	45	2.18	144	1.75
KEY DEPUTY	2000	DEPUTY MINISTER	2009	ARG	ARG	599	43	3.59	107	2.23
CATCHER IN THE RYE	2000	DANEHILL	2005	DEAD	ARG	1527	42	1.38	149	1.22
ECCLESIASTIC	2001	PULPIT	2009	DEAD	URU	771	39	2.53	104	1.69
PUT IT BACK	1998	HONOUR AND GLORY	2004	ARG	FL	786	38	2.42	95	1.51
AGNES GOLD	1998	SUNDAY SILENCE	2009	BRZ	FL	611	36	2.95	99	2.03
SEEKING THE DIA	2001	STORM CAT	2010	CHI	CHI	758	36	2.37	86	1.42
FORESTRY	1996	STORM CAT	2011	BRZ	KY	629	32	2.54	80	1.59
FORTIFY	2010	DISTORTED HUMOR	2015	ARG	ARG	331	31	4.68	69	2.61
GRAND REWARD	2001	STORM CAT	2007	ARG	PA	914	31	1.70	95	1.30
EASING ALONG	1998	STORM CAT	2004	DEAD	ARG	986	31	1.57	128	1.62
FIRST AMERICAN	1996	QUIET AMERICAN	2001	DEAD	BRZ	667	28	2.10	88	1.65
T. H. APPROVAL	2001	WITH APPROVAL	2009	URU	URU	475	26	2.74	47	1.24
PIONEERING	1993	MR. PROSPECTOR	2010	RETIRED	BRZ	788	25	1.59	73	1.16
REDATTORE	1995	ROI NORMAND	2005	BRZ	CA	778	24	1.54	62	1.00
SEBI HALO	1998	SOUTHERN HALO	2006	ARG	ARG	1117	24	1.07	103	1.15
MANIPULATOR	2001	UNBRIDLED	2007	ARG	ARG	1230	24	0.98	93	0.95
GRAND DADDY	2006	JOHANNESBURG	2013	CHI	CHI	496	23	2.32	68	1.71
HURRICANE CAT	2003	STORM CAT	2008	ARG	FRA	810	22	1.36	85	1.31
SEATTLE FITZ	1999	FITZCARRALDO	2011	ARG	ARG	800	21	1.31	87	1.36
LIZARD ISLAND	2005	DANEHILL DANCER	2010	ARG	ARG	1125	21	0.93	90	1.00
E DUBAI	1998	MR. PROSPECTOR	2004	ARG	LA	626	19	1.52	56	1.12
SIDNEY'S CANDY	2007	CANDY RIDE	2013	TUR	ARG	647	19	1.47	75	1.45
YAZAMAAN	2004	GALILEO	2011	PER	PER	382	18	2.36	35	1.15
ANGIOLO	2008	GRAND REWARD	2014	ARG	ARG	484	18	1.86	61	1.58
CIMA DE TRIOMPHE	2005	GALILEO	2012	ARG	FRA	761	18	1.18	56	0.92
IVAN DENISOVICH	2003	DANEHILL	2008	CHI	IRE	414	17	2.05	41	1.24
TUMBLEBRUTUS	2001	STORM CAT	2006	CHI	CHI	1058	17	0.80	82	0.97

SH APEX 2020-2021- SOUTH AMERICAN F2016 BY A INDEX

SIRE	YOB	HIS SIRE	1 st Foals	ST	ST2	TOT Rnrs	A Rnrs	A Index	ABC Rnrs	ABC Index
SUGGESTIVE BOY	2008	EASING ALONG	2016	ARG	ARG	98	6	3.06	12	1.53
INVASOR	2002	CANDY STRIPES	2016	URU	KY	71	4	2.82	9	1.58
NO NAY NEVER	2011	SCAT DADDY	2016	NSW	IRE	127	7	2.76	19	1.87
REMOTE	2010	DANSILI	2016	ARG	ARG	184	10	2.72	28	1.90
VERRAZANO	2010	MORE THAN READY	2016	BRZ	KY	159	6	1.89	15	1.18
FRAGOTERO	2009	ROMAN RULER	2016	ARG	ARG	54	2	1.85	10	2.31
WENT THE DAY WELL	2009	PROUD CITIZEN	2016	URU	URU	61	2	1.64	4	0.82
MIDSHIPMAN	2006	UNBRIDLED'S SONG	2016	CHI	KY	217	7	1.61	27	1.56
RYDILLUC	2010	MEDAGLIA D'ORO	2016	CHI	CHI	34	1	1.47	2	0.74
STRONG MANDATE	2011	TIZNOW	2016	CHI	KY	142	4	1.41	14	1.23
WIRED BRYAN	2011	STORMY ATLANTIC	2016	BRZ	BRZ	92	2	1.09	8	1.09
EMMANUEL	2009	ROMAN RULER	2016	ARG	ARG	50	1	1.00	2	0.50
PORTAL DEL ALTO	2012	MALIBU MOON	2016	ARG	ARG	112	2	0.89	13	1.45
ECLIPTIC	2008	KINGMAMBO	2016	CHI	CHI	72	1	0.69	2	0.35
GEMOLOGIST	2009	TIZNOW	2016	CHI	LA	232	3	0.65	16	0.86
POSSE	2000	SILVER DEPUTY	2016	URU	NY	156	2	0.64	16	1.28
VICTORY IS OURS	2009	NORTHERN AFLEET	2016	BRZ	BRZ	84	1	0.60	5	0.74
BILLION DOLLAR	2010	PUT IT BACK	2016	S. AM	S. AM	46	0	0.00	5	1.36
GALICADO	2011	ASIATIC BOY	2016	ARG	ARG	71	0	0.00	7	1.23
SCAT ROYAL	2011	SCAT DADDY	2016	S. AM	S. AM	34	0	0.00	2	0.74
HORSE GREELEY	2004	MR. GREELEY	2016	ARG	KY	73	0	0.00	4	0.68
POLYTECHNICIEN	2006	ROYAL ACADEMY	2016	PER	PER	37	0	0.00	2	0.68
SABAYON	2010	ORPEN	2016	ARG	ARG	51	0	0.00	2	0.49
MUSIC VAN	2009	VAN NISTELROOY	2016	URU	URU	53	0	0.00	2	0.47
KNOCKOUT	2010	SCAT DADDY	2016	ARG	ARG	67	0	0.00	1	0.19

SH APEX 2020-2021- SOUTH AMERICAN F2017 BY A INDEX

SIRE	YOB	HIS SIRE	1 st Foals	ST	ST2	TOT Rnrs	A Rnrs	A Index	ABC Rnrs	ABC Index
JOHN F KENNEDY	2012	GALILEO	2017	ARG	ARG	33	3	4.55	3	1.14
COURTIER	2012	PIONEEROF THE NILE	2017	BRZ	BRZ	76	4	2.63	6	0.99
ECOLOGO	2010	EASING ALONG	2017	ARG	ARG	20	1	2.50	4	2.50
CONSTITUTION	2011	TAPIT	2017	CHI	KY	61	3	2.46	9	1.84
KUNG FU MAMBO	2009	GIANT'S CAUSEWAY	2017	PER	PER	21	1	2.38	5	2.98
COMPETITIVE EDGE	2012	SUPER SAVER	2017	CHI	KY	65	3	2.31	9	1.73
LE BLUES	2012	ROMAN RULER	2017	ARG	ARG	48	2	2.08	15	3.91
LENOVO	2010	ROMAN RULER	2017	ARG	ARG	25	1	2.00	4	2.00
COSMIC TRIGGER	2012	LIZARD ISLAND	2017	ARG	ARG	26	1	1.92	4	1.92
WINNING PRIZE	2009	PURE PRIZE	2017	ARG	ARG	33	1	1.52	3	1.14
THE FERRYMAN	2010	GALILEO	2017	PER	PER	40	1	1.25	2	0.63
SEEK AGAIN	2010	SPEIGHTSTOWN	2017	ARG	FL	43	1	1.16	4	1.16
MIDAS TOUCH	2007	GALILEO	2017	URU	URU	66	1	0.76	3	0.57
TODO UN AMIGUITO	2008	MUTAKDDIM	2017	ARG	ARG	26	0	0.00	2	0.96
DISCREETLY MINE	2007	MINESHAFT	2017	URU	USA	36	0	0.00	2	0.69
INDIAN TRAIL	2012	INDIAN CHARLIE	2017	S. AM	S. AM	36	0	0.00	2	0.69
MR SPEAKER	2011	PULPIT	2017	CHI	KY	63	0	0.00	2	0.40
FOREVER THING	2010	TAPIT	2017	CHI	CHI	44	0	0.00	0	0.00
OLIVER ZIP	2011	CITY ZIP	2017	S. AM	S. AM	24	0	0.00	0	0.00
CATCH A FLIGHT	2010	GIANT'S CAUSEWAY	2017	BRZ	BRZ	21	0	0.00	0	0.00

SH APEX 2020-2021- ALL SOUTH AFRICAN SIRES WITH 150+ YEAR-STARTERS BY A INDEX

SIRE	YOB	HIS SIRE	1 st Foals	ST	ST2	TOT Rnrs	A Rnrs	A Index	ABC Rnrs	ABC Index
DYNASTY	1999	FORT WOOD	2006	DEAD	SAF	1003	69	3.44	156	1.94
CAPTAIN AL	1996	AL MUFTI	2002	DEAD	SAF	1145	74	3.23	161	1.76
SILVANO	1996	LOMITAS	2004	RETIRED	SAF	1377	68	2.47	177	1.61
VERCINGETORIX	2009	SILVANO	2016	SAF	SAF	220	10	2.27	33	1.88
TRIPPI	1997	END SWEEP	2009	SAF	SAF	977	44	2.25	128	1.64
GIMMETHEGREENLIGHT	2008	MORE THAN READY	2013	SAF	SAF	826	34	2.06	83	1.26
WHAT A WINTER	2007	WESTERN WINTER	2014	SAF	SAF	603	22	1.82	58	1.20
POMODORO	2008	JET MASTER	2015	SAF	SAF	274	9	1.64	21	0.96
IDEAL WORLD	2005	KINGMAMBO	2011	SAF	SAF	664	21	1.58	86	1.62
DUKE OF MARMALADE*	2004	DANEHILL	2010	SAF	NSW	389	12	1.54	32	1.03
CANFORD CLIFFS*	2007	TAGULA	2013	SAF	NSW	441	12	1.36	37	1.05
QUERARI	2006	OASIS DREAM	2012	SAF	SAF	784	20	1.28	67	1.07
CAPTAIN OF ALL	2010	CAPTAIN AL	2016	SAF	SAF	235	6	1.28	14	0.74
ORATORIO	2002	DANEHILL	2007	SAF	NSW	1170	28	1.20	78	0.83
VAR	1999	FOREST WILDCAT	2006	SAF	SAF	1212	26	1.07	97	1.00
MASTER OF MY FATE	2009	JET MASTER	2015	SAF	SAF	487	10	1.03	38	0.98
TWICE OVER	2005	OBSERVATORY	2014	SAF	SAF	489	10	1.02	29	0.74
JUDPOT	2005	A.P. INDY	2010	SAF	SAF	765	15	0.98	49	0.80
PATHFORK	2008	DISTORTED HUMOR	2013	SAF	SAF	509	10	0.98	42	1.03
ELUSIVE FORT	2002	FORT WOOD	2011	SAF	SAF	725	13	0.90	58	1.00
BOLD SILVANO	2006	SILVANO	2013	SAF	SAF	332	6	0.90	27	1.02
FLOWER ALLEY	2002	DISTORTED HUMOR	2016	SAF	SAF	223	4	0.90	15	0.84
VISIONAIRE	2005	GRAND SLAM	2012	SAF	SAF	690	12	0.87	38	0.69
TIME THIEF	2005	REDOUTE'S CHOICE	2011	SAF	NSW	716	12	0.84	56	0.98
MAMBO IN SEATTLE	2005	KINGMAMBO	2011	SAF	SAF	704	11	0.78	49	0.87
TREADOR	1999	DANEHILL	2006	SAF	SAF	602	9	0.75	38	0.79
JAY PEG	2003	CAMDEN PARK	2010	SAF	SAF	678	10	0.74	49	0.90
SOFT FALLING RAIN	2009	NATIONAL ASSEMBLY	2016	DEAD	SAF	208	3	0.72	13	0.78
NOBLE TUNE	2010	UNBRIDLED'S SONG	2015	SAF	SAF	215	3	0.70	13	0.76
WHERE'S THAT TIGER	2003	STORM CAT	2010	SAF	SAF	221	3	0.68	8	0.45
GREAT BRITAIN	2002	GREEN DESERT	2009	SAF	SAF	320	4	0.63	25	0.98
BYWORD	2006	PEINTRE CELEBRE	2014	SAF	SAF	256	3	0.59	16	0.78
JACKSON	2008	DYNASTY	2015	SAF	SAF	276	3	0.54	13	0.59
PHILANTHROPIST	2001	KRIS S.	2008	SAF	SAF	574	6	0.52	35	0.76
EIGHTFOLD PATH	2007	GIANT'S CAUSEWAY	2014	SAF	SAF	198	2	0.51	16	1.01
MOGOK	2000	STORM CAT	2004	SAF	SAF	606	5	0.41	34	0.70
LINNGARI	2002	INDIAN RIDGE	2010	SAF	SAF	369	3	0.41	19	0.64
CRUSADE	2009	MR. GREELEY	2014	DEAD	SAF	441	2	0.23	24	0.68
MARCHFIELD	2004	A.P. INDY	2014	SAF	SAF	239	1	0.21	8	0.42

*Duke of Marmalade's SAF Runners only (1st Saf Foals 2015)

*Canford Cliffs' 1st South African Foals 2018

[For a complete roster of all 51 South African APEX sires, please click here.](#)

SH APEX 2020-2021- ALL SOUTH AFRICAN SIREs WITH 150+ YEAR-STARTERS BY NUMBER OF A RUNNERS

SIRE	YOB	HIS SIRE	1 st Foals	ST	ST2	TOT Rnrs	A Rnrs	A Index	ABC Rnrs	ABC Index
CAPTAIN AL	1996	AL MUFTI	2002	DEAD	SAF	1145	74	3.23	161	1.76
DYNASTY	1999	FORT WOOD	2006	DEAD	SAF	1003	69	3.44	156	1.94
SILVANO	1996	LOMITAS	2004	RETIRED	SAF	1377	68	2.47	177	1.61
TRIPPI	1997	END SWEEP	2009	SAF	SAF	977	44	2.25	128	1.64
GIMMETHEGREENLIGHT	2008	MORE THAN READY	2013	SAF	SAF	826	34	2.06	83	1.26
ORATORIO	2002	DANEHILL	2007	SAF	NSW	1170	28	1.20	78	0.83
VAR	1999	FOREST WILDCAT	2006	SAF	SAF	1212	26	1.07	97	1.00
WHAT A WINTER	2007	WESTERN WINTER	2014	SAF	SAF	603	22	1.82	58	1.20
IDEAL WORLD	2005	KINGMAMBO	2011	SAF	SAF	664	21	1.58	86	1.62
QUERARI	2006	OASIS DREAM	2012	SAF	SAF	784	20	1.28	67	1.07
JUDPOT	2005	A.P. INDY	2010	SAF	SAF	765	15	0.98	49	0.80
ELUSIVE FORT	2002	FORT WOOD	2011	SAF	SAF	725	13	0.90	58	1.00
DUKE OF MARMALADE*	2004	DANEHILL	2010	SAF	NSW	389	12	1.54	32	1.03
CANFORD CLIFFS*	2007	TAGULA	2013	SAF	NSW	441	12	1.36	37	1.05
VISIONAIRE	2005	GRAND SLAM	2012	SAF	SAF	690	12	0.87	38	0.69
TIME THIEF	2005	REDOUTE'S CHOICE	2011	SAF	NSW	716	12	0.84	56	0.98
MAMBO IN SEATTLE	2005	KINGMAMBO	2011	SAF	SAF	704	11	0.78	49	0.87
VERCINGETORIX	2009	SILVANO	2016	SAF	SAF	220	10	2.27	33	1.88
MASTER OF MY FATE	2009	JET MASTER	2015	SAF	SAF	487	10	1.03	38	0.98
TWICE OVER	2005	OBSERVATORY	2014	SAF	SAF	489	10	1.02	29	0.74
PATHFORK	2008	DISTORTED HUMOR	2013	SAF	SAF	509	10	0.98	42	1.03
JAY PEG	2003	CAMDEN PARK	2010	SAF	SAF	678	10	0.74	49	0.90
POMODORO	2008	JET MASTER	2015	SAF	SAF	274	9	1.64	21	0.96
TREADOR	1999	DANEHILL	2006	SAF	SAF	602	9	0.75	38	0.79
CAPTAIN OF ALL	2010	CAPTAIN AL	2016	SAF	SAF	235	6	1.28	14	0.74
BOLD SILVANO	2006	SILVANO	2013	SAF	SAF	332	6	0.90	27	1.02
PHILANTHROPIST	2001	KRIS S.	2008	SAF	SAF	574	6	0.52	35	0.76
MOGOK	2000	STORM CAT	2004	SAF	SAF	606	5	0.41	34	0.70
FLOWER ALLEY	2002	DISTORTED HUMOR	2016	SAF	SAF	223	4	0.90	15	0.84
GREAT BRITAIN	2002	GREEN DESERT	2009	SAF	SAF	320	4	0.63	25	0.98
SOFT FALLING RAIN	2009	NATIONAL ASSEMBLY	2016	DEAD	SAF	208	3	0.72	13	0.78
NOBLE TUNE	2010	UNBRIDLED'S SONG	2015	SAF	SAF	215	3	0.70	13	0.76
WHERE'S THAT TIGER	2003	STORM CAT	2010	SAF	SAF	221	3	0.68	8	0.45
BYWORD	2006	PEINTRE CELEBRE	2014	SAF	SAF	256	3	0.59	16	0.78
JACKSON	2008	DYNASTY	2015	SAF	SAF	276	3	0.54	13	0.59
LINNGARI	2002	INDIAN RIDGE	2010	SAF	SAF	369	3	0.41	19	0.64
EIGHTFOLD PATH	2007	GIANT'S CAUSEWAY	2014	SAF	SAF	198	2	0.51	16	1.01
CRUSADE	2009	MR. GREELEY	2014	DEAD	SAF	441	2	0.23	24	0.68
MARCHFIELD	2004	A.P. INDY	2014	SAF	SAF	239	1	0.21	8	0.42

*Duke of Marmalade's SAF Runners only (1st Saf foals 2015)

*Canford Cliffs' 1st South African Foals 2018

SH APEX 2020-2021- SOUTH AFRICA F2016 BY A INDEX

SIRE	YOB	HIS SIRE	1 st Foals	ST	ST2	TOT Rnrs	A Rnrs	A Index	ABC Rnrs	ABC Index
KINGSBARN	2010	GALILEO	2016	DEAD	SAF	42	2	2.38	4	1.19
VERCINGETORIX	2009	SILVANO	2016	SAF	SAF	220	10	2.27	33	1.88
CAPTAIN OF ALL	2010	CAPTAIN AL	2016	SAF	SAF	235	6	1.28	14	0.74
FLOWER ALLEY	2002	DISTORTED HUMOR	2016	SAF	SAF	223	4	0.90	15	0.84
WYLIE HALL	2009	REDOUTE'S CHOICE	2016	SAF	SAF	131	2	0.76	7	0.67
SOFT FALLING RAIN	2009	NATIONAL ASSEMBLY	2016	DEAD	SAF	208	3	0.72	13	0.78
CAPETOWN NOIR	2009	WESTERN WINTER	2016	SAF	SAF	135	1	0.37	6	0.56

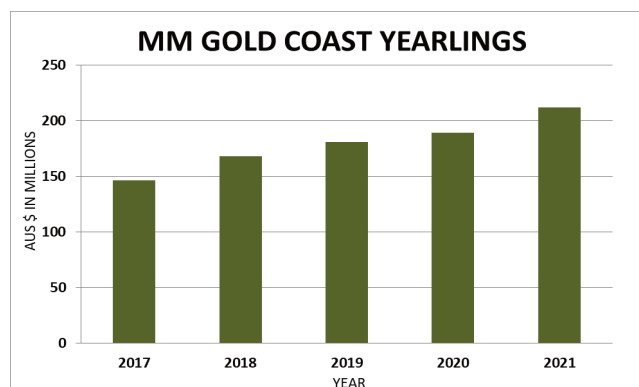
SH APEX 2020-2021- SOUTH AFRICA F2017 BY A INDEX

SIRE	YOB	HIS SIRE	1 st Foals	ST	ST2	TOT Rnrs	A Rnrs	A Index	ABC Rnrs	ABC Index
WILLOW MAGIC	2010	DUBAWI	2017	SAF	SAF	45	3	3.33	7	1.94
ACT OF WAR	2011	DYNASTY	2017	SAF	SAF	46	1	1.09	5	1.36
FUTURA	2010	DYNASTY	2017	SAF	SAF	68	1	0.74	4	0.74
LEGISLATE	2010	DYNASTY	2017	SAF	SAF	31	0	0	3	1.21
LOUIS THE KING	2010	BLACK MINNALOUSHE	2017	SAF	SAF	21	0	0	2	1.19
GLOBAL VIEW	2011	GALILEO	2017	SAF	SAF	83	0	0	5	0.75
COUP DE GRACE	2011	TAPIT	2017	SAF	SAF	100	0	0	2	0.25
FLYING THE FLAG	2010	GALILEO	2017	SAF	SAF	36	0	0	0	0

SECTION 2: SOUTHERN HEMISPHERE SALES LEADERS

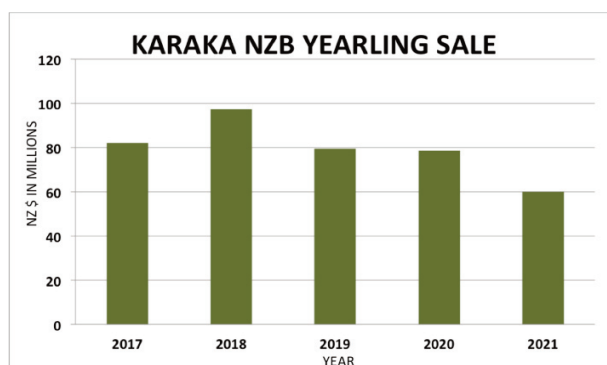
There was a Covid-related NZ\$18-million drop at Karaka this year, caused by a combination of New Zealand's continuing international travel ban on people and, in anticipation of that, a number of New Zealand studs sending more yearlings than usual to sales in Australia. The sales in Australia have been booming, really, with Magic Millions Gold Coast Sale up 12% in gross, though there was a slight 4% average drop, as they had catalogued 200 more yearlings (+18%) from last year. Inglis's Classic Sale in early February was up 23% in gross to A\$58-million – topping even their inaugural \$55-million Riverside Stables sale in 2018 – and +20% in average, to another new record \$90,561 average. Taken all together the Australasian yearling sales so far have grossed A\$418-million, up 8% from A\$388-million at the

corresponding point last year. Excluding the Northern Hemisphere sires Arrowfield claims three of the top five sires on average so far, though top-selling **Not A Single Doubt** (17/avg A\$597,647) has been retired, and #3-ranked **Redoute's Choice** (9/\$462,222) died in 2019; their four-time Champion Sire, **Snitzel** (48/\$429,529), ranks #4 so far. Yarraman Park's **I Am Invincible** (51/\$498,039) ranks second so far, and remarkably has a higher median (\$500,000) than average, with 51 sold; Coolmore's **Fastnet Rock**, having another banner season, ranks #5 with 20 sold so far, averaging \$380,200. New Zealand's Cambridge Stud's **Almanzor** (52/\$203,038) is the #1 first-crop sire, and Newgate's red-hot **Capitalist** (66/\$210,939) is the top second-crop yearling sire, with first 2yo's.



MAGIC MILLIONS GOLD COAST YEARLINGS

YEAR	CAT	RING	SOLD	%W/D	%S/R	%S/C	SOLD	AVG
2021	1,286	1,169	1,016	9.1%	86.9%	79.0%	\$ 211,172,100	\$ 207,846
2020	1,086	998	870	8.1%	87.2%	80.1%	\$ 189,119,850	\$ 217,379
2019	1,157	1,048	900	9.4%	85.9%	77.8%	\$ 180,953,888	\$ 201,060
2018	1,108	1,007	892	9.1%	88.6%	80.5%	\$ 168,096,500	\$ 188,449
2017	1,086	1,000	871	7.9%	87.1%	80.2%	\$ 146,361,150	\$ 168,038

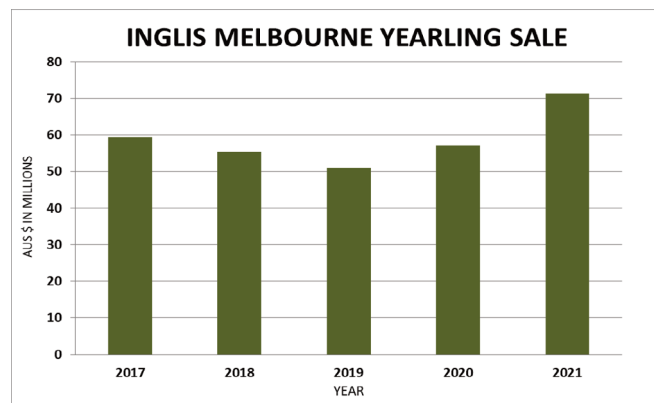


KARAKA NZB YEARLINGS

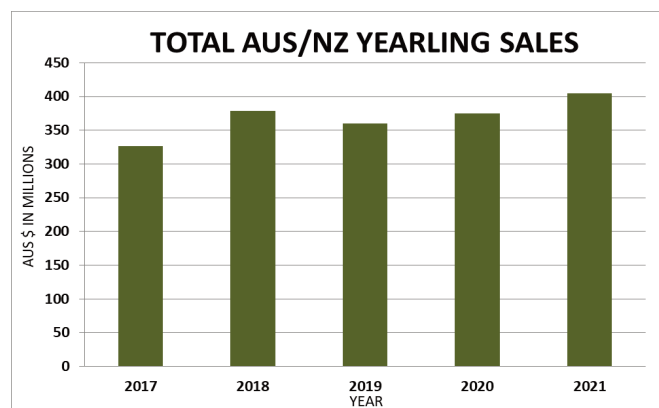
YEAR	CAT	RING	SOLD	%W/D	%S/R	%S/C	SOLD	AVG
2021	967	805	650	16.8%	80.7%	67.2%	\$ 60,037,150	\$ 92,365
2020	1,265	1,150	832	9.1%	72.3%	65.8%	\$ 78,458,200	\$ 94,301
2019	1,284	1,155	885	10.0%	76.6%	68.9%	\$ 79,396,750	\$ 89,714
2018	1,247	1,124	915	9.9%	81.4%	73.4%	\$ 97,157,750	\$ 106,183
2017	1,347	1,186	943	12.0%	79.5%	70.0%	\$ 82,015,500	\$ 86,973



YEAR	CAT	RING	SOLD	%W/D	%SR	%S/C	GROSS	AVG
2021	803	707	643	12.0%	90.9%	80.1%	\$ 58,231,000	\$ 90,561
2020	808	739	626	8.5%	84.7%	77.5%	\$ 47,327,048	\$ 75,602
2019	808	726	602	10.1%	82.9%	74.5%	\$ 45,457,250	\$ 75,510
2018	800	744	679	7.0%	91.3%	84.9%	\$ 55,650,000	\$ 81,959
2017	600	564	505	6.0%	89.5%	84.2%	\$ 36,027,500	\$ 71,342



YEAR	CAT	RING	SOLD	%W/D	%SR	%S/C	GROSS	AVG
2021	804	715	620	11.1%	86.7%	77.1%	71,300,500	\$ 115,001
2020	784	692	576	11.7%	83.2%	73.5%	57,220,000	\$ 99,340
2019	786	690	550	12.2%	79.7%	70.0%	50,976,500	\$ 92,685
2018	770	696	559	9.6%	80.3%	72.6%	55,353,500	\$ 99,022
2017	771	690	580	10.5%	84.1%	75.2%	59,443,500	\$ 102,489



TOTAL AUSTRALIAN AND NZ YEARLING SALES AS OF MARCH 2, 2021

YEAR	CAT	RING	SOLD	%W/D	%S/R	%S/C	SOLD	AVG
2021	4,286	3,789	3,281	11.6%	86.6%	76.6%	\$418,706,150	\$127,615
2020	4,420	4,025	3,275	8.9%	81.4%	74.1%	\$388,734,598	\$118,698
2019	4,487	4,046	3,262	9.8%	80.6%	72.7%	\$369,350,888	\$113,228
2018	4,364	3,997	3,397	8.4%	85.0%	77.8%	\$390,724,250	\$115,020
2017	4,305	3,921	3,253	8.9%	83.0%	75.6%	\$335,592,150	\$103,164

*Magic Millions Jan, Perth, & Tasmania; NZB Karaka; Inglis Classic & Melbourne.

LEADING AUSTRALASIAN SIRES OF YEARLINGS

(Magic Millions January, Perth, Tasmania; Karaka; Inglis Classic, Melbourne)

SIRE NAME	YOB	HIS SIRE	FFLS	ST	2020 FEE	# CAT	# RING	# SOLD	AU\$ AVG	AU\$ MED	NZD\$ AVG
KINGMAN (NH)	2011	INVINCIBLE SPIRIT	2016	ENG	150,000	2	2	2	1,112,500	1,112,500	1,190,375
NOT A SINGLE DOUBT	2001	REDOUTE'S CHOICE	2006	RETIRED	-	19	18	18	577,222	340,000	617,628
LORD KANALOA (NH)	2008	KING KAMEHAMEHA	2015	JPN	-	3	3	3	518,333	475,000	554,617
I AM INVINCIBLE	2004	INVINCIBLE SPIRIT	2011	NSW	209,000	72	60	58	475,862	435,000	509,172
REDOUTE'S CHOICE	1996	DANEHILL	2001	DEAD	-	11	11	10	446,000	397,500	477,220
SNITZEL	2002	REDOUTE'S CHOICE	2007	NSW	165,000	66	58	50	424,348	337,500	454,052
FASTNET ROCK	2001	DANEHILL	2006	NSW	165,000	25	22	21	369,238	300,000	395,085
WRITTEN TYCOON	2002	IGLESIA	2008	NSW	77,000	76	61	54	302,102	250,000	323,249
CAMELOT (NH)	2009	MONTJEU	2015	IRE	45,000	1	1	1	300,000	300,000	321,000
LOPE DE VEGA (NH)	2007	SHAMARDAL	2012	IRE	125,000	1	1	1	300,000	300,000	321,000
SIYOUNI	2007	PIVOTAL	2012	FR	140,000	5	5	5	275,000	250,000	294,250
ZOUSTAR	2010	NORTHERN METEOR	2015	NSW	121,000	101	95	82	241,455	180,000	258,357
EXCEED AND EXCEL	2000	DANEHILL	2005	NSW	132,000	25	23	19	223,684	150,000	239,342
ALMANZOR	2013	WOOTTON BASSETT	2019	NZ	30,000	65	59	56	201,571	169,200	215,681
PIERRO	2009	LONHRO	2014	NSW	137,500	78	69	63	200,230	160,000	214,246
SAVABEEL	2001	ZABEEL	2006	NZ	100,000	71	56	49	199,141	188,000	213,081
CAPITALIST	2013	WRITTEN TYCOON	2018	NSW	44,000	91	87	80	198,038	125,000	211,900
FRANKEL (NH)	2008	GALILEO	2014	ENG	-	8	7	5	189,000	180,000	202,230
AMERICAN PHAROAH	2012	PIONEEROF THE NILE	2018	KY	55,000	46	38	33	172,845	140,000	184,945
SHALAA	2013	INVINCIBLE SPIRIT	2018	NSW	33,000	67	64	63	168,724	130,000	180,534
EXTREME CHOICE	2013	NOT A SINGLE DOUBT	2018	NSW	22,000	20	16	15	166,667	130,000	178,333
FROSTED	2012	TAPIT	2018	VIC	22,000	11	9	8	162,500	130,000	173,875
SPIRIT OF BOOM	2007	SEQUALO	2015	QLD	44,000	68	57	46	160,583	120,000	171,823
DEEP FIELD	2010	NORTHERN METEOR	2016	NSW	55,000	122	108	97	159,603	120,000	170,775
LONHRO	1998	OCTAGONAL	2005	NSW	66,000	41	39	32	155,606	165,000	166,499
MORE THAN READY	1997	SOUTHERN HALO	2002	KY	-	24	18	16	154,688	120,000	165,516
FREE EAGLE	2011	HIGH CHAPARRAL	2017	IRE	-	1	1	1	150,000	150,000	160,500
MEDAGLIA D'ORO (NH)	1999	EL PRADO	2011	KY	150,000	1	1	1	150,000	150,000	160,500
SEBRING	2005	MORE THAN READY	2010	DEAD	-	90	79	68	143,696	120,000	153,754
SO YOU THINK	2006	HIGH CHAPARRAL	2013	NSW	38,500	89	81	71	139,227	120,000	148,973
TAVISTOCK	2005	MONTJEU	2011	DEAD	-	50	47	42	137,912	106,700	147,566
HELLBENT	2012	I AM INVINCIBLE	2019	NSW	22,000	87	74	69	133,814	115,000	143,182
INVADER	2014	SNITZEL	2019	NSW	22,000	38	34	29	133,583	80,000	142,934
SIDESTEP	2010	EXCEED AND EXCEL	2016	QLD	16,500	2	2	1	130,000	130,000	139,100
MAURICE	2011	SCREEN HERO	2018	JPN	-	31	29	28	126,857	115,000	135,737
MERCHANT NAVY	2014	FASTNET ROCK	2019	NSW	44,000	79	72	61	126,161	100,000	134,992
DUNDEEL	2009	HIGH CHAPARRAL	2015	NSW	66,000	57	46	42	126,157	100,000	134,988
RUSSIAN REVOLUTION	2013	SNITZEL	2019	NSW	44,000	81	72	65	122,609	100,000	131,192
HOLY ROMAN EMPEROR (NH)	2004	DANEHILL	2008	IRE	12,000	1	1	1	122,200	122,200	130,754
SHAMUS AWARD	2010	SNITZEL	2015	VIC	19,800	10	6	4	121,495	135,000	130,000
OCEAN PARK	2008	THORN PARK	2014	NZ	20,000	32	25	24	119,667	101,700	128,043
SCISSOR KICK	2011	REDOUTE'S CHOICE	2017	FR	-	3	3	3	119,167	37,500	127,508
STREET BOSS	2004	STREET CRY	2010	KY	27,500	19	17	15	118,867	105,000	127,187
CHURCHILL	2014	GALILEO	2019	NSW	19,250	36	34	29	116,024	110,000	124,146
TORONADO	2010	HIGH CHAPARRAL	2016	VIC	27,500	35	34	28	115,943	90,000	124,059
BRAZEN BEAU	2011	I AM INVINCIBLE	2016	VIC	49,500	24	20	15	111,400	90,000	119,198
CHOISIR	1999	DANEHILL DANCER	2004	RETIRED	16,500	23	16	13	110,462	70,000	118,194
PER INCANTO	2004	STREET CRY	2012	NZ	15,000	35	30	26	109,528	103,400	117,195
HEROIC VALOUR	2013	FASTNET ROCK	2019	QLD	6,600	5	5	5	106,000	120,000	113,420

[For a complete list of all Australasian Yearling Sires click here.](#)

SECTION 3: NORTHERN HEMISPHERE APEX



Into Mischief. Image courtesy of Spendthrift Farm.



Galileo. Image courtesy of Coolmore Stud.



Uncle Mo. Image courtesy of Ashford Stud.



Siyouni. Image courtesy of the Aga Khan Studs.



Munnings. Image courtesy of Ashford Stud.



Goldencents. Image courtesy of Spendthrift Farm.

NORTHERN HEMISPHERE YEAR-END 2020 APEX

INTO MISCHIEF, GALILEO BIG LEADERS AGAIN BY 2020 ABC & A RUNNERS

In 2019, **Into Mischief** (70) was a wide-margin leader among North American and European sires by the number of individual 2019 ABC Runners, while **Galileo** equally was a wide-margin leader by number of individual 2019 A Runners, with 32. Both were again wide-margin winners in a quite different 2020 season but one in which both increased their winning totals. Into Mischief had 76 individual ABC Runners in 2020, and Galileo was up to 35 individual A Runners. In highly competitive fields of top-rung sires, to ring up those kinds of totals, with such wide margins to the chasing packs, can only be described as deeply impressive.

The surging **Uncle Mo** (51) was second by ABC Runners, followed by Galileo and **Speightstown**, with 49 each, and **Curlin** (48). Into Mischief (23) was second by A Runners, with Uncle Mo (21) 3rd. But in each case the respective leaders had nearly 50% more in each category than their closest pursuers. Very impressive.

As his number of runners grows – his sixth crop were 2yo's of 2020 – Uncle Mo continues his relentless advance up the ladder, and these numbers reinforce the view that he is the next North American Champion Sire, after Into Mischief. Along with Into Mischief and Galileo, Uncle Mo was the only other horse in the top three in either category, with 21 A Runners and 51 ABC Runners in 2020.

Besides Uncle Mo, the two biggest improvers by number and ranking of ABC Runners last year were two sires whose first foals arrived in 2012 and raced in 2014, **Siyouni** (46 ABC Runners) and **Munnings** (42). Siyouni ranked #29 in 2019, with 27 ABC Runners; Munnings #36, with 24. But it takes this long for sires' good starts to produce results in quantity if they've started low. Siyouni stood his first four seasons for €7,000; after his first 2yo's ran well in 2014, he got a hike to €20,000 for 2015, which were foals of 2016 and 4yo's of 2020. Siyouni's 2017 crop was sired at a €30,000 fee, his 2018 crop for €45,000. That's why we're seeing such a big move forward. Similarly for Munnings, only he had even another 1-year delay because after standing his first season for \$12,500 he stood his next four for \$10,000 and it wasn't until his 2017 crop – 3yo's of 2020 – that his stud fee had risen to \$25,000.

Among sires with first foals 2016 (first 4yo's 2020, first 5yo's 2021), undoubtedly the biggest forward move is credited to Spendthrift's **Goldencents**, who topped even Europeans **Kingman** (10) and **Australia** (9), with 11 A Runners in 2020, including GSW By My Standards, Mr Money, and Wildman Jack. He finished runner-up to Kingman (32) by number of 2020 ABC Runners (26) and improved his A Runner Index from 1.08 at Midyear 2020 to 1.78 by year's end; big move forward. Europeans

Kingman, Australia (19, also made a big move forward) and **No Nay Never** (16 ABC Runners 2020) still dominate the F2016 sire lists, but besides Goldencents, Americans **Cairo Prince** (22), **Verrazano** (20, sold to Brazil), and **Will Take Charge** (15) all had 15+ ABC Runners last year.

Three American and one European head F2017 sires with first 3yo's 2020 and first 4yo's 2021. **American Pharoah** (26) led **Constitution** (24) by number of 2020 ABC Runners, though Constitution had the lead by A Runners, 9 to 8. **Liam's Map** (13) had seven 2020 A Runners, including Colonel Liam, who became his third G1 winner in the Pegasus Turf in January, while Europe's **Night of Thunder** (19) had six A Runners last year. This is looking like quite a promising group of sires, and special mention should be made of Florida's Journeyman Stud's **Khozan**, third among this group with 21 ABC Runners in 2020; Darby Dan's **Tapiture** (16), who is mixing it with the NA big three of American Pharoah, Constitution, and Liam's Map on the progeny earnings lists; and Hill 'n' Dale's **Bayern** (11, including four 2020 A Runners), who didn't even have a SW midway through the year but is staging a notable recovery.

Among F2018 sires with their first 3yo's this year, Ireland's Tally Ho Stud's **Mehmas** has blasted off with 14 ABC Runners last year, including 4 A Runners, one of them G1 Middle Park winner Supremacy. He is keeping up the momentum, too, with a G3 winner in California and a G2-placed sprinter (against 'olders') in Dubai already this year. Mehmas went to stud with two very interesting similarities to another O'Callaghan family stallion in Dark Angel: like him, Mehmas only raced as a 2yo, and, also like Dark Angel, Mehmas is by Acclamation out of a Machiavellian mare – a good formula for success, it appears. But what is also relevant, especially to this year's crop of freshman sires, was Mehmas' form as a 2yo in 2016: he was second to Caravaggio in the G2 Coventry at Royal Ascot, then won two 6-furlong G2's, the July S. at Newmarket and the Richmond S. at Goodwood (defeating Blue Point), then ran 2nd to Churchill in the 7-furlong G1 National S. at the Curragh. It's awfully good 2yo form, and it doesn't take much imagination to speculate that Mehmas' success is a good pointer for the Coolmore duo, Caravaggio and Churchill, who have their first 2yo's this year. Europeans **Kodi Bear**, **Pride of Dubai** (has remained in Australia), and **Belardo** each had 3 A Runners and 5 or 6 ABC's in their progeny's first year of racing, as did Uncle Mo's son **Laoban**, who earned a promotion from New York to Kentucky; **Nyquist**, also from Uncle Mo's first crop, and **Brody's Cause** each had 2 A Runners, both of Nyquist's becoming G1 winners, including Champion 2-Year-Old filly Vequist.

LEADING NA-EU SIRE OF 2020 ABC RUNNERS

SIRE	1st Fls	ST	A	B	C	ABC
INTO MISCHIEF	2010	KY	23	22	31	76
UNCLE MO	2013	KY	21	9	21	51
GALILEO	2003	IRE	35	6	8	49
SPEIGHTSTOWN	2006	KY	15	14	20	49
CURLIN	2010	KY	16	14	18	48
SIYOUNI	2012	FR	11	14	21	46
MUNNINGS	2012	KY	12	7	23	42
FRANKEL	2014	ENG	12	5	25	42
TAPIT	2006	KY	15	8	16	39
DUBAWI	2007	ENG	15	7	14	36
DARK ANGEL	2009	IRE	9	11	15	35
LOPE DE VEGA	2012	IRE	12	7	14	33
STREET SENSE	2009	KY	11	5	17	33
CANDY RIDE	2006	KY	10	10	12	32
KINGMAN	2016	ENG	10	6	16	32
KODIAC	2008	IRE	9	6	17	32
MALIBU MOON	2001	KY	11	1	19	31
THE FACTOR	2014	KY	5	3	23	31
MORE THAN READY	2002	KY	8	8	14	30
SEA THE STARS	2011	IRE	10	7	12	29
SHAMARDAL	2007	DEAD	12	9	7	28
QUALITY ROAD	2012	KY	6	5	17	28
ZOFFANY	2013	DEAD	5	9	14	28
WAR FRONT	2008	KY	11	9	7	27
CITY ZIP	2003	DEAD	8	5	14	27
HARD SPUN	2009	KY	7	6	14	27
GOLDENCENTS	2016	KY	11	1	14	26
AMERICAN PHAROAH	2017	KY	8	6	12	26
PAYNTER	2015	KY	8	6	12	26
MEDAGLIA D'ORO	2006	KY	8	3	15	26
DECLARATION OF WAR	2015	JPN	8	5	12	25
VIOLENCE	2015	KY	4	8	13	25
CONSTITUTION	2017	KY	9	4	11	24
INVINCIBLE SPIRIT	2004	IRE	7	6	11	24
TEOFILO	2009	IRE	10	7	6	23
KITTEN'S JOY	2007	KY	8	6	9	23
GHOSTZAPPER	2007	KY	6	6	11	23
TWIRLING CANDY	2013	KY	5	5	13	23
LE HAVRE	2011	FR	11	6	5	22
BERNARDINI	2008	KY	10	4	8	22
DISTORTED HUMOR	2000	KY	5	6	11	22
CAIRO PRINCE	2016	KY	4	2	16	22
SCAT DADDY	2009	DEAD	10	3	8	21
ENGLISH CHANNEL	2009	KY	8	6	7	21
CAMELOT	2015	IRE	8	4	9	21
KHOZAN	2017	FL	4	7	10	21
SOLDIER HOLLOW	2009	GER	6	5	9	20
LOOKIN AT LUCKY	2012	KY	5	6	9	20
BODEMEISTER	2014	TUR	4	5	11	20
EXCEED AND EXCEL	2006	AUS	4	5	11	20
TEMPLE CITY	2012	KY	3	3	14	20
PIONEEROF THE NILE	2011	DEAD	2	8	10	20
VERRAZANO	2016	BRZ	2	5	13	20

LEADING NA-EU SIRES OF 2020 A RUNNERS

SIRE	1st Fls	ST	A	B	C	ABC
GALILEO	2003	IRE	35	6	8	49
INTO MISCHIEF	2010	KY	23	22	31	76
UNCLE MO	2013	KY	21	9	21	51
CURLIN	2010	KY	16	14	18	48
SPEIGHTSTOWN	2006	KY	15	14	20	49
TAPIT	2006	KY	15	8	16	39
DUBAWI	2007	ENG	15	7	14	36
MUNNINGS	2012	KY	12	7	23	42
FRANKEL	2014	ENG	12	5	25	42
LOPE DE VEGA	2012	IRE	12	7	14	33
SHAMARDAL	2007	DEAD	12	9	7	28
SIYOUNI	2012	FR	11	14	21	46
STREET SENSE	2009	KY	11	5	17	33
MALIBU MOON	2001	KY	11	1	19	31
WAR FRONT	2008	KY	11	9	7	27
GOLDENCENTS	2016	KY	11	1	14	26
LE HAVRE	2011	FR	11	6	5	22
CANDY RIDE	2006	KY	10	10	12	32
KINGMAN	2016	ENG	10	6	16	32
SEA THE STARS	2011	IRE	10	7	12	29
TEOFILO	2009	IRE	10	7	6	23
BERNARDINI	2008	KY	10	4	8	22
SCAT DADDY	2009	DEAD	10	3	8	21
DARK ANGEL	2009	IRE	9	11	15	35
KODIAC	2008	IRE	9	6	17	32
CONSTITUTION	2017	KY	9	4	11	24
WOOTTON BASSETT	2013	IRE	9	1	7	17
AUSTRALIA	2016	IRE	9	4	6	19
MORE THAN READY	2002	KY	8	8	14	30
CITY ZIP	2003	DEAD	8	5	14	27
AMERICAN PHAROAH	2017	KY	8	6	12	26
PAYNTER	2015	KY	8	6	12	26
MEDAGLIA D'ORO	2006	KY	8	3	15	26
DECLARATION OF WAR	2015	JPN	8	5	12	25
KITTEN'S JOY	2007	KY	8	6	9	23
ENGLISH CHANNEL	2009	KY	8	6	7	21
CAMELOT	2015	IRE	8	4	9	21

LEADING F2016-F2018 NA-EU SIREs OF 2020 ABC & A RUNNERS (RANKED BY ABC RUNNERS)

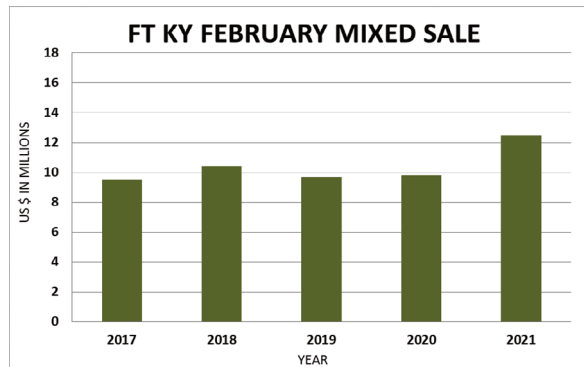
SIRE	1st Fls	ST	A	B	C	ABC
KINGMAN	2016	ENG	10	6	16	32
GOLDENCENTS	2016	KY	11	1	14	26
CAIRO PRINCE	2016	KY	4	2	16	22
VERRAZANO	2016	BRZ	2	5	13	20
AUSTRALIA	2016	IRE	9	4	6	19
NO NAY NEVER	2016	IRE	6	3	7	16
WILL TAKE CHARGE	2016	KY	2	3	10	15
AMERICAN PHAROAH	2017	KY	8	6	12	26
CONSTITUTION	2017	KY	9	4	11	24
KHOZAN	2017	FL	4	7	10	21
NIGHT OF THUNDER	2017	IRE	6	4	9	19
TAPITURE	2017	KY	5	2	9	16
GOLDEN HORN	2017	ENG	2	8	6	16
GLENEAGLES	2017	IRE	5	5	5	15
TONALIST	2017	KY	5	2	8	15
SUMMER FRONT	2017	KY	2	3	9	14
LIAM'S MAP	2017	KY	7	1	5	13
CARPE DIEM	2017	KY	2	1	9	12
BAYERN	2017	KY	4	4	3	11
COMMISSIONER	2017	KSA	2	6	3	11
COMPETITIVE EDGE	2017	TX	1	4	6	11
HONOR CODE	2017	KY	3	1	6	10
MEHMAS	2018	IRE	4	5	5	14
KODI BEAR	2018	IRE	3	2	1	6
NYQUIST	2018	KY	2	1	3	6
AIR FORCE BLUE	2018	KY	1	1	4	6
LAOBAN	2018	KY	3	1	1	5
PRIDE OF DUBAI	2018	AUS	3	1	1	5
BELARDO	2018	IRE	3	0	2	5
BRODY'S CAUSE	2018	KY	2	0	3	5

For a complete roster of all 718 Northern Hemisphere APEX sires, please [click here](#).

SECTION 4: NORTHERN HEMISPHERE SALES LEADERS

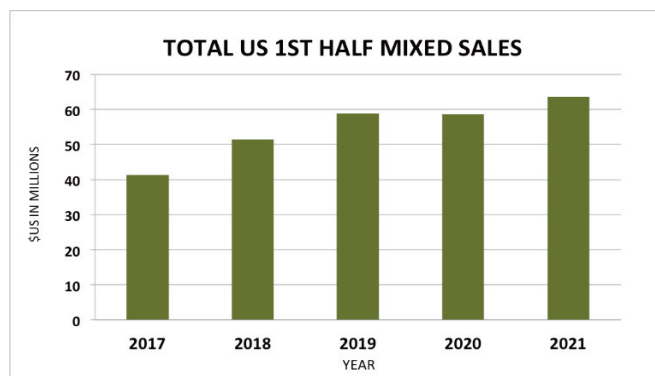
Both Keeneland January, which featured the Sam-Son and Paul Pompa Dispersals, and Fasig February showed gains over the corresponding 2020 editions, and adding in OBS January the North American Jan-Feb Mixed Sales, which are extensions of the 2019 (for weanlings/short yearlings) and 2020 (for in-foal mares) covering seasons after the major November mixed sales, were up about 8% in gross (+\$5-million, from \$58.7m to \$63.6m) and +18% on average. However, as is well understood, the takings for these sales, early in the year but actually late-season sales in the context of the Mixed Sale season, are very much dependent on what happens to be catalogued, and there's no doubt those two dispersals made a big difference in January. Still, prices are remaining stout, if not

record-breaking, for the top stock, though the real test for the North American auction market comes this month, with the OBS March and Fasig-Tipton Gulfstream Park Two-Year-Old Sales. The European Jan-Feb mixed sale market is quite small and not quite finished, as Goffs 'weanling' (short yearling) section of their February Sale has been delayed until March 11 and will be on-line only as Britain and Ireland are still essentially in lockdown in March. This issue also includes weanling/short yearling and covering sire averages covering the entire NA/EU mixed sale season to date.



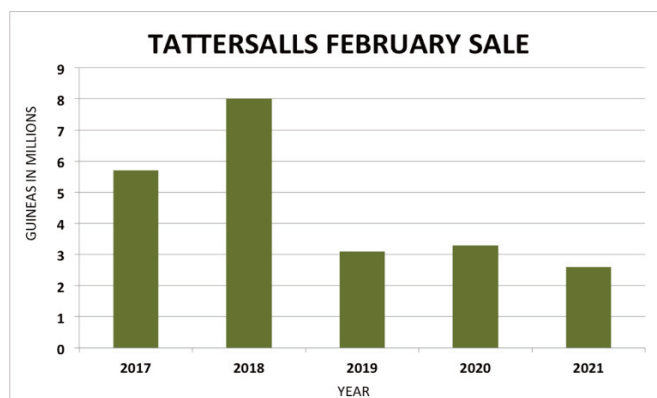
FASIG-TIPTON KY MIXED FEBRUARY SALE

YEAR	CAT	RING	SOLD	% W/D	% S/R	%S/C	GROSS	AVG
2021	675	524	425	22.4%	81.1%	63.0%	\$ 12,506,700	\$ 29,428
2020	651	490	368	24.7%	75.1%	56.5%	\$ 9,777,100	\$ 26,568
2019	531	411	327	22.6%	79.6%	61.6%	\$ 9,659,400	\$ 29,539
2018	574	471	364	17.9%	77.3%	63.4%	\$ 10,436,800	\$ 28,673
2017	640	471	351	26.4%	74.5%	54.8%	\$ 9,501,800	\$ 27,071



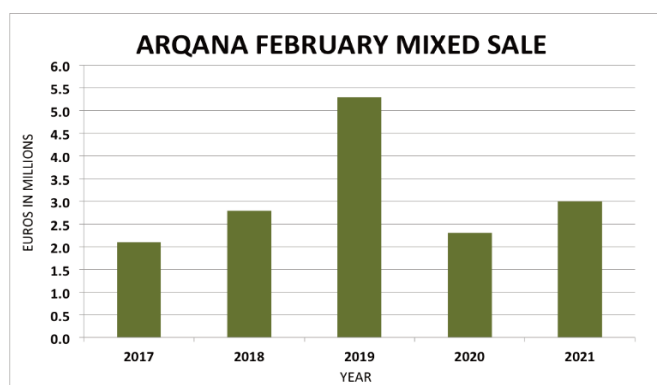
TOTAL 1ST HALF MIXED SALES AS OF FEB 21, 2020

YEAR	CAT	RING	SOLD	% W/D	% S/R	% S/C	GROSS	AVG
2021	2,941	2,316	1,790	21.3%	77.3%	60.9%	\$ 63,653,650	\$ 35,561
2020	3,393	2,548	1,947	24.9%	76.4%	57.4%	\$ 58,749,400	\$ 30,174
2019	2,727	2,094	1,642	23.2%	78.4%	60.2%	\$ 59,803,700	\$ 36,421
2018	2,871	2,243	1,680	21.9%	74.9%	58.5%	\$ 51,537,400	\$ 30,677
2017	3,178	2,388	1,638	24.9%	68.6%	51.5%	\$ 41,258,000	\$ 25,188



TATTERSALLS FEBRUARY SALE (IN GUINEAS)

YEAR	CAT	RING	SOLD	% W/D	% S/R	%S/C	GROSS	AVG
2021	498	292	219	41.4%	75.0%	44.0%	2,564,400	11,710
2020	401	305	264	23.9%	86.6%	65.8%	3,260,300	12,350
2019	464	346	294	25.4%	85.0%	63.4%	3,139,100	10,677
2018	446	360	299	19.3%	83.1%	67.0%	8,037,150	26,880
2017	488	377	338	22.7%	89.7%	69.3%	5,735,200	16,968



ARQANA FEBRUARY MIXED SALE

YEAR	CAT	RING	SOLD	% W/D	% S/R	%S/C	GROSS	AVG
2021	380	323	261	15.0%	80.8%	68.7%	€3,028,000	€11,602
2020	430	362	239	15.8%	66.0%	55.6%	€2,331,100	€9,754
2019	497	420	354	15.5%	84.3%	71.2%	€5,299,000	€14,969
2018	352	289	279	17.9%	96.5%	79.3%	€2,794,300	€10,015
2017	307	263	201	14.3%	76.4%	65.5%	€2,075,900	€10,328

LEADING NORTH AMERICAN SIRES OF WEANLINGS-SHORT YEARLINGS

(2020/2021 Mixed Sales- Arqana Dec & Feb; Goffs Nov & Feb foals & mares; Tatts foals & mares Dec & Feb Fasig KY Nov, Feb Mix, & Midatlantic; Keeneland Nov & Jan; OBS Jan)

SIRE NAME	YOB	HIS SIRE	FFLS	ST	# CAT	# RING	# SOLD	US\$ AVG	£ AVG	€ AVG
JUSTIFY	2015	SCAT DADDY	2020	KY	28	16	9	355,556	259,556	291,556
WAR FRONT	2002	DANZIG	2008	KY	2	2	2	325,000	237,250	266,500
INTO MISCHIEF	2005	HARLAN'S HOLIDAY	2010	KY	28	18	12	237,417	173,314	194,682
TAPIT	2001	PULPIT	2006	KY	5	3	3	209,000	152,570	171,380
UNCLE MO	2008	INDIAN CHARLIE	2013	KY	27	15	13	193,462	141,227	158,638
CITY OF LIGHT	2014	QUALITY ROAD	2020	KY	31	23	20	190,875	139,339	156,518
SPEIGHTSTOWN	1998	GONE WEST	2006	KY	20	16	13	189,615	138,419	155,485
AMERICAN PHAROAH	2012	PIONEEROF THE NILE	2017	KY	32	19	14	182,500	133,225	149,650
MEDAGLIA D'ORO	1999	EL PRADO	2006	KY	7	4	3	155,000	113,150	127,100
CANDY RIDE	1999	RIDE THE RAILS	2006	KY	13	8	7	134,571	98,237	110,349
NYQUIST	2013	UNCLE MO	2018	KY	24	19	18	134,500	98,185	110,290
STREET SENSE	2004	STREET CRY	2009	KY	13	6	6	122,000	89,060	100,040
ARROGATE	2013	UNBRIDLED'S SONG	2019	DEAD	21	12	10	121,500	88,695	99,630
PIONEEROF THE NILE	2006	EMPIRE MAKER	2011	DEAD	2	2	2	120,000	87,600	98,400
MASTERY	2014	CANDY RIDE	2019	KY	40	26	16	108,688	79,342	89,124
GUN RUNNER	2013	CANDY RIDE	2019	KY	25	17	11	106,727	77,911	87,516
FLATTER	1999	A.P. INDY	2005	KY	7	5	5	106,700	77,891	87,494
EMPIRE MAKER	2000	UNBRIDLED	2005	DEAD	14	10	7	101,143	73,834	82,937
CONSTITUTION	2011	TAPIT	2017	KY	21	14	8	91,250	66,613	74,825
MUNNINGS	2006	SPEIGHTSTOWN	2012	KY	38	25	22	87,136	63,610	71,452
KITTEN'S JOY	2001	EL PRADO	2007	KY	7	4	3	87,000	63,510	71,340
BERNARDINI	2003	A.P. INDY	2008	KY	15	6	6	85,333	62,293	69,973
MORE THAN READY	1997	SOUTHERN HALO	2002	KY	16	11	7	84,286	61,529	69,114
MENDELSSOHN	2015	SCAT DADDY	2020	KY	56	36	28	82,589	60,290	67,723
GOOD MAGIC	2015	CURLIN	2020	KY	49	31	18	82,278	60,063	67,468
PRACTICAL JOKE	2014	INTO MISCHIEF	2019	KY	59	40	32	81,500	59,495	66,830
GHOSTZAPPER	2000	AWESOME AGAIN	2007	KY	25	19	14	81,357	59,391	66,713
DISTORTED HUMOR	1993	FORTY NINER	2000	KY	11	8	6	81,250	59,313	66,625
UNION RAGS	2009	DIXIE UNION	2014	KY	27	16	13	80,923	59,074	66,357
ACCLAMATION	2006	UNUSUAL HEAT	2014	CA	20	17	17	80,330	58,641	65,870
BOLT D'ORO	2015	MEDAGLIA D'ORO	2020	KY	50	35	29	79,103	57,746	64,865
MACLEAN'S MUSIC	2008	DISTORTED HUMOR	2014	KY	22	19	16	77,813	56,803	63,806
BLAME	2006	ARCH	2012	KY	7	7	5	75,000	54,750	61,500
LAOBAN	2013	UNCLE MO	2018	KY	23	14	14	68,000	49,640	55,760
NOT THIS TIME	2014	GIANT'S CAUSEWAY	2018	KY	27	18	12	65,625	47,906	53,813
LEMON DROP KID	1996	KINGMAMBO	2002	RETIRED	5	3	1	60,000	43,800	49,200
HARD SPUN	2004	DANZIG	2009	KY	24	16	8	59,000	43,070	48,380
LIAM'S MAP	2011	UNBRIDLED'S SONG	2017	KY	19	15	12	57,583	42,036	47,218
TWIRLING CANDY	2007	CANDY RIDE	2013	KY	22	18	16	56,000	40,880	45,920
WEST COAST	2014	FLATTER	2020	KY	46	34	24	53,625	39,146	43,973
MALIBU MOON	1997	A.P. INDY	2001	KY	22	18	15	53,367	38,958	43,761
COLLECTED	2013	CITY ZIP	2020	KY	38	28	11	52,455	38,292	43,013
OSCAR PERFORMANCE	2014	KITTEN'S JOY	2020	KY	18	12	8	52,000	37,960	42,640
FROSTED	2012	TAPIT	2018	KY	23	15	9	50,333	36,743	41,273
VIOLENCE	2010	MEDAGLIA D'ORO	2015	KY	23	19	15	48,200	35,186	39,524
TAPWRIT	2014	TAPIT	2020	KY	42	26	18	46,444	33,904	38,084
KANTHAROS	2008	LION HEART	2012	KY	38	25	18	46,381	33,858	38,032

[For a complete list of all North American sires of Weanlings-Short Yearlings click here.](#)

LEADING EUROPEAN SIRES OF WEANLINGS-SHORT YEARLINGS

(2020/2021 Mixed Sales- Arqana Dec & Feb; Goffs Nov & Feb foals & mares; Tatts foals & mares Dec & Feb Fasig KY Nov, Feb Mix, & Midatlantic; Keeneland Nov & Jan; OBS Jan)

SIRE NAME	YOB	HIS SIRE	FFLS	ST	# CAT	# RING	# SOLD	US\$ AVG	£ AVG	€ AVG
DUBAWI	2002	DUBAI MILLENNIUM	2007	ENG	3	3	3	693,373	506,163	568,566
FRANKEL	2008	GALILEO	2014	ENG	15	11	11	408,505	298,209	334,974
LOPE DE VEGA	2007	SHAMARDAL	2012	IRE	13	10	8	264,938	193,404	217,249
SEA THE STARS	2006	CAPE CROSS	2011	IRE	25	18	14	196,481	143,431	161,115
NO NAY NEVER	2011	SCAT DADDY	2016	IRE	9	4	4	186,048	135,815	152,559
CAMELOT	2009	MONTJEU	2015	IRE	10	10	9	157,942	115,297	129,512
INVINCIBLE SPIRIT	1997	GREEN DESERT	2004	IRE	23	19	15	137,483	100,362	112,736
KINGMAN	2011	INVINCIBLE SPIRIT	2016	ENG	9	3	3	121,920	89,002	99,974
DARK ANGEL	2005	ACCLAMATION	2009	IRE	13	11	10	117,112	85,492	96,032
WOOTTON BASSETT	2008	IFFRAAJ	2013	IRE	9	8	4	115,858	84,576	95,003
SAXON WARRIOR	2015	DEEP IMPACT	2020	IRE	23	18	15	108,262	79,031	88,775
NIGHT OF THUNDER	2011	DUBAWI	2017	IRE	21	18	16	90,457	66,034	74,175
LE HAVRE	2006	NOVERRE	2011	FR	7	7	5	87,315	63,740	71,598
KODIAC	2001	DANEHILL	2008	IRE	34	28	23	82,805	60,448	67,900
ROARING LION	2015	KITTEN'S JOY	2020	DEAD	13	10	8	81,297	59,347	66,664
SHOWCASING	2007	OASIS DREAM	2012	ENG	29	25	21	79,733	58,205	65,381
ZOUSTAR	2010	NORTHERN METEOR	2020	AUS	27	22	18	75,857	55,375	62,203
FASTNET ROCK	2001	DANEHILL	2011	IRE	4	4	4	72,784	53,132	59,683
SIYOUNI	2007	PIVOTAL	2012	FR	4	4	2	66,692	48,685	54,687
BELARDO	2012	LOPE DE VEGA	2018	IRE	15	14	9	66,526	48,564	54,551
FARHH	2008	PIVOTAL	2015	ENG	4	3	3	65,585	47,877	53,779
GALIWAY	2011	GALILEO	2017	FR	3	3	3	65,340	47,698	53,579
CHURCHILL	2014	GALILEO	2019	IRE	42	32	27	61,715	45,052	50,606
OASIS DREAM	2000	GREEN DESERT	2005	ENG	12	11	9	60,859	44,427	49,904
AUSTRALIA	2011	GALILEO	2016	IRE	24	22	16	60,349	44,055	49,486
SEA THE MOON	2011	SEA THE STARS	2016	ENG	21	17	14	60,339	44,047	49,478
MEHMAS	2014	ACCLAMATION	2018	IRE	22	15	13	57,223	41,773	46,923
DAWN APPROACH	2010	NEW APPROACH	2015	IRE	3	2	2	55,055	40,190	45,145
SIXTIES ICON	2003	GALILEO	2010	ENG	2	1	1	54,264	39,613	44,496
TEOFILO	2004	GALILEO	2009	IRE	13	11	10	53,512	39,064	43,880
EXCEED AND EXCEL	2000	DANEHILL	2006	AUS	24	21	18	50,168	36,622	41,137
DANDY MAN	2003	MOZART	2011	IRE	54	50	43	48,277	35,242	39,587
ZOFFANY	2008	DANSILI	2013	DEAD	38	27	23	48,023	35,057	39,379
BATED BREATH	2007	DANSILI	2014	ENG	14	10	10	47,245	34,489	38,741
U S NAVY FLAG	2015	WAR FRONT	2020	IRE	15	12	10	46,641	34,048	38,246
WALK IN THE PARK	2002	MONTJEU	2009	IRE	1	1	1	42,636	31,124	34,962
CARAVAGGIO	2014	SCAT DADDY	2019	KY	11	10	9	42,272	30,858	34,663
STARSPANGLED BANNER	2006	CHOISIR	2012	IRE	35	31	24	41,098	30,002	33,700
EXPERT EYE	2015	ACCLAMATION	2020	ENG	34	26	23	40,985	29,919	33,608
ALMANZOR	2013	WOOTTON BASSETT	2019	FR	8	7	7	40,114	29,283	32,894
CRACKSMAN	2014	FRANKEL	2020	ENG	28	20	18	39,871	29,106	32,694
FOOTSTEPS IN THE SAND	2002	GIANT'S CAUSEWAY	2007	IRE	27	25	21	39,621	28,923	32,489
MASTERSTROKE	2009	MONSUN	2015	JUMPS	1	1	1	38,760	28,295	31,783
RAJASINGHE	2015	CHOISIR	2020	ENG	7	6	6	38,114	27,823	31,253
IFFRAAJ	2001	ZAFONIC	2008	ENG	18	18	15	36,955	26,977	30,303
GOLDEN HORN	2012	CAPE CROSS	2017	ENG	14	14	14	36,856	26,905	30,222
HOLY ROMAN EMPEROR	2004	DANEHILL	2008	IRE	18	17	13	36,587	26,709	30,002

[For a complete list of all European sires of Weanlings-Short Yearlings click here.](#)

LEADING NORTH AMERICAN COVERING SIRES

(2020/2021 Mixed Sales- Arqana Dec & Feb; Goffs Nov & Feb foals & mares; Tatts foals & mares Dec & Feb Fasig KY Nov, Feb Mix, & Midatlantic; Keeneland Nov & Jan; OBS Jan)

SIRE NAME	YOB	HIS SIRE	FFLS	ST	# CAT	# RING	# SOLD	US\$ AVG	£ AVG	€ AVG
QUALITY ROAD	2006	ELUSIVE QUALITY	2012	KY	8	7	4	871,250	636,013	714,425
INTO MISCHIEF	2005	HARLAN'S HOLIDAY	2010	KY	25	20	16	775,000	565,750	635,500
CURLIN	2004	SMART STRIKE	2010	KY	12	12	9	748,333	546,283	613,633
JUSTIFY	2015	SCAT DADDY	2020	KY	19	13	11	744,211	543,274	610,253
WAR FRONT	2002	DANZIG	2008	KY	7	7	6	562,500	410,625	461,250
UNCLE MO	2008	INDIAN CHARLIE	2013	KY	30	25	22	472,500	344,925	387,450
MEDAGLIA D'ORO	1999	EL PRADO	2006	KY	6	5	2	470,000	343,100	385,400
AMERICAN PHAROAH	2012	PIONEEROF THE NILE	2017	KY	20	16	11	360,455	263,132	295,573
CONSTITUTION	2011	TAPIT	2017	KY	47	35	22	283,864	207,220	232,768
CANDY RIDE	1999	RIDE THE RAILS	2006	KY	8	8	5	278,000	202,940	227,960
SPEIGHTSTOWN	1998	GONE WEST	2006	KY	22	17	16	268,125	195,731	219,863
TAPIT	2001	PULPIT	2006	KY	6	4	1	225,000	164,250	184,500
CITY OF LIGHT	2014	QUALITY ROAD	2020	KY	28	25	23	221,739	161,870	181,826
NYQUIST	2013	UNCLE MO	2018	KY	37	31	22	211,227	154,196	173,206
ARROGATE	2013	UNBRIDLED'S SONG	2019	DEAD	16	13	12	205,417	149,954	168,442
STREET SENSE	2004	STREET CRY	2009	KY	17	12	11	189,273	138,169	155,204
LEMON DROP KID	1996	KINGMAMBO	2002	RETIRED	3	3	3	183,333	133,833	150,333
OMAHA BEACH	2016	WAR FRONT	2021	KY	32	25	20	164,350	119,976	134,767
CATHOLIC BOY	2015	MORE THAN READY	2021	KY	27	25	20	150,100	109,573	123,082
TWIRLING CANDY	2007	CANDY RIDE	2013	KY	26	24	19	146,211	106,734	119,893
GHOSTZAPPER	2000	AWESOME AGAIN	2007	KY	20	19	15	145,333	106,093	119,173
GUN RUNNER	2013	CANDY RIDE	2019	KY	19	11	8	139,500	101,835	114,390
MORE THAN READY	1997	SOUTHERN HALO	2002	KY	13	8	5	135,760	99,105	111,323
HARD SPUN	2004	DANZIG	2009	KY	22	15	12	134,083	97,881	109,948
KITTEN'S JOY	2001	EL PRADO	2007	KY	14	14	8	115,875	84,589	95,018
ACCLAMATION	2006	UNUSUAL HEAT	2014	CA	3	4	3	114,988	83,941	94,290
FAST ANNA	2011	MEDAGLIA D'ORO	2017	DEAD	9	4	4	96,500	70,445	79,130
FLATTER	1999	A.P. INDY	2005	KY	12	11	8	96,250	70,263	78,925
COLLECTED	2013	CITY ZIP	2020	KY	17	13	12	95,500	69,715	78,310
SKY MESA	2000	PULPIT	2005	KY	9	5	2	95,000	69,350	77,900
MUNNINGS	2006	SPEIGHTSTOWN	2012	KY	40	33	27	90,852	66,322	74,499
UNION RAGS	2009	DIXIE UNION	2014	KY	10	8	8	86,875	63,419	71,238
BOLT D'ORO	2015	MEDAGLIA D'ORO	2020	KY	14	12	7	84,143	61,424	68,997
LIAM'S MAP	2011	UNBRIDLED'S SONG	2017	KY	29	22	18	82,806	60,448	67,901
BLAME	2006	ARCH	2012	KY	16	13	8	82,625	60,316	67,753
MALIBU MOON	1997	A.P. INDY	2001	KY	9	7	6	82,500	60,225	67,650
AUDIBLE	2015	INTO MISCHIEF	2021	KY	26	18	13	79,385	57,951	65,095
MASTERY	2014	CANDY RIDE	2019	KY	26	24	19	76,526	55,864	62,752
GOOD MAGIC	2015	CURLIN	2020	KY	36	30	24	71,458	52,165	58,596
KANTHAROS	2008	LION HEART	2012	KY	23	20	19	68,684	50,139	56,321
VINO ROSSO	2015	CURLIN	2021	KY	32	28	17	68,176	49,769	55,905
MITOLE	2015	ESKENDEREYA	2021	KY	34	23	20	65,100	47,523	53,382
DISTORTED HUMOR	1993	FORTY NINER	2000	KY	11	8	8	64,500	47,085	52,890
CAIRO PRINCE	2011	PIONEEROF THE NILE	2016	KY	14	11	8	64,250	46,903	52,685
BERNARDINI	2003	A.P. INDY	2008	KY	22	16	14	58,893	42,992	48,292
MENDELSSOHN	2015	SCAT DADDY	2020	KY	31	23	21	55,729	40,682	45,697
CONNECT	2013	CURLIN	2019	KY	23	19	18	51,833	37,838	42,503

[For a complete list of all North American Covering Sires click here.](#)

LEADING EUROPEAN COVERING SIRES

(2020/2021 Mixed Sales- Arqana Dec & Feb; Goffs Nov & Feb foals & mares; Tatts foals & mares Dec & Feb Fasig KY Nov, Feb Mix, & Midatlantic; Keeneland Nov & Jan; OBS Jan)

SIRE NAME	YOB	HIS SIRE	FFLS	ST	# CAT	# RING	# SOLD	US\$ AVG	£ AVG	€ AVG
BLUE POINT	2014	SHAMARDAL	2021	IRE	11	9	8	511,059	373,073	419,068
KINGMAN	2011	INVINCIBLE SPIRIT	2016	ENG	6	6	5	425,664	310,735	349,044
LOPE DE VEGA	2007	SHAMARDAL	2012	IRE	6	6	4	405,138	295,750	332,213
FRANKEL	2008	GALILEO	2014	ENG	5	3	2	400,520	292,380	328,426
SIYOUNI	2007	PIVOTAL	2012	FR	11	10	7	395,557	288,757	324,357
NO NAY NEVER	2011	SCAT DADDY	2016	IRE	12	11	9	395,074	288,404	323,961
INVINCIBLE SPIRIT	1997	GREEN DESERT	2004	IRE	2	2	2	253,380	184,967	207,772
CHURCHILL	2014	GALILEO	2019	IRE	13	11	10	229,320	167,403	188,042
SOLDIER'S CALL	2016	SHOWCASING	2021	IRE	3	3	2	200,260	146,190	164,213
WOOTTON BASSETT	2008	IFFRAAJ	2013	IRE	13	13	10	193,651	141,365	158,794
LE HAVRE	2006	NOVERRE	2011	FR	10	9	8	153,333	111,933	125,733
NIGHT OF THUNDER	2011	DUBAWI	2017	IRE	12	10	7	143,337	104,636	117,536
SEA THE STARS	2006	CAPE CROSS	2011	IRE	1	1	1	133,100	97,163	109,142
DARK ANGEL	2005	ACCLAMATION	2009	IRE	10	8	8	128,309	93,665	105,213
TEN SOVEREIGNS	2016	NO NAY NEVER	2021	IRE	25	22	18	124,931	91,200	102,444
MASTERCRAFTSMAN	2006	DANEHILL DANCER	2011	IRE	6	5	5	116,779	85,249	95,759
MAGNA GRECIA	2016	INVINCIBLE SPIRIT	2021	IRE	11	8	7	105,584	77,076	86,579
ALMANZOR	2013	WOOTTON BASSETT	2019	FR	18	18	15	103,286	75,399	84,695
BEST SOLUTION	2014	KODIAC	2021	GER	4	3	2	102,850	75,081	84,337
CALYX	2016	KINGMAN	2021	IRE	14	13	13	99,260	72,459	81,393
SHOWCASING	2007	OASIS DREAM	2012	ENG	8	7	6	98,407	71,837	80,694
ADVERTISE	2016	SHOWCASING	2021	ENG	16	16	10	95,729	69,882	78,498
FOOTSTEPSINTHESAND	2002	GIANT'S CAUSEWAY	2007	IRE	10	6	6	92,281	67,365	75,670
ADLERFLUG	2004	IN THE WINGS	2011	GER	4	4	3	90,750	66,248	74,415
NATIONAL DEFENSE	2014	INVINCIBLE SPIRIT	2019	IRE	2	1	1	90,440	66,021	74,161
KODIAC	2001	DANEHILL	2008	IRE	4	4	3	89,148	65,078	73,101
EXCEED AND EXCEL	2000	DANEHILL	2006	AUS	10	9	8	86,442	63,102	70,882
CAMELOT	2009	MONTJEU	2015	IRE	8	7	6	83,980	61,305	68,864
CARAVAGGIO	2014	SCAT DADDY	2019	KY	3	3	3	80,160	58,517	65,731
EXPERT EYE	2015	ACCLAMATION	2020	ENG	13	10	9	79,530	58,057	65,214
SEA THE MOON	2011	SEA THE STARS	2016	ENG	15	13	12	73,739	53,829	60,466
ZOUSTAR	2010	NORTHERN METEOR	2020	AUS	16	12	10	72,555	52,965	59,495
STUDY OF MAN	2015	DEEP IMPACT	2021	ENG	6	5	4	72,374	52,833	59,346
GOLDEN HORN	2012	CAPE CROSS	2017	ENG	12	13	11	69,845	50,987	57,273
BATED BREATH	2007	DANSILI	2014	ENG	20	17	12	69,597	50,806	57,070
TOO DARN HOT	2016	DUBAWI	2021	ENG	8	8	5	64,876	47,359	53,198
ATTENDU	2013	ACCLAMATION	2019	FR	4	4	3	63,323	46,226	51,925
ZARAK	2013	DUBAWI	2019	FR	7	7	6	61,246	44,709	50,222
SHALAA	2013	INVINCIBLE SPIRIT	2018	FR	8	8	6	56,870	41,515	46,633
MASAR	2015	NEW APPROACH	2021	ENG	10	8	7	55,196	40,293	45,260
STARSPANGLED BANNER	2006	CHOISIR	2012	IRE	10	11	9	54,739	39,960	44,886
SAXON WARRIOR	2015	DEEP IMPACT	2020	IRE	8	7	7	54,531	39,808	44,716
NATHANIEL	2008	GALILEO	2014	ENG	16	12	12	53,928	39,368	44,221
SIOUX NATION	2015	SCAT DADDY	2020	IRE	7	7	7	53,491	39,049	43,863
NEW BAY	2012	DUBAWI	2018	IRE	14	14	12	52,850	38,581	43,337
WALDGEIST	2014	GALILEO	2021	IRE	16	15	11	50,719	37,025	41,590
TWILIGHT SON	2012	KYLLACHY	2018	ENG	12	12	8	47,320	34,543	38,802

[For a complete list of all European Covering Sires click here.](#)