

Thoroughbred Market Report



APRIL 2022

Editor – Bill Oppenheim, bopp@billoppenheim.com
Managing Editor – Emily J Plant PhD, emily@billoppenheim.com
Worldwide Sales Ticker – Brianne Stanley, bristanley1@gmail.com

Copyright 2022: The Bill Oppenheim Group

For subscription information go to www.billoppenheim.com
or contact info@billoppenheim.com

Thoroughbred Market Report

APRIL 2022



*\$1.2M OBS March sale topper- Hip 318 by More Than Ready
Photo courtesy Ocala Breeders' Sales Company*

TABLE OF CONTENTS

	PAGE
SECTION 1: AUSTRALASIAN SALES	1
SECTION 2: NORTH AMERICAN 2YO SALE RESULTS	4
SECTION 3: WORLDWIDE SALES TICKER	5
SECTION 4: BILL'S TWEETS	7

IN THIS ISSUE

- Preview sire statistics for the Inglis Sydney Easter Yearling Sale, where we expect to see records shattered as 13 of the top sires have 2/3 of the yearlings catalogued;
- Sire averages for the Australasian yearling sales to date, with Not A Single Doubt, I Am Invincible, and Snitzel all averaging over A\$475,000 going into Easter.
- Sire averages from the OBS March 2yo sale in Ocala, where seven first-crop sires with 2+ sold averaged >US\$150,000.
- Worldwide Sales Tickers from OBS March, plus Inglis' Melbourne Premier Sale, NZ Bloodstock's delayed Karaka yearling sales, and all Australasian yearling sales heading into Easter, which have already grossed a record A\$520-million.
- Bill's Tweets

To subscribe to the Thoroughbred Market Report please visit
<https://billoppenheim.com/abouttmr.php> or email emily@billoppenheim.com

SECTION 1: AUSTRALASIAN SALES



Zoustar, leading sire by number catalogued for Inglis Easter Sale

Photo courtesy Widden Stud

SYDNEY EASTER: FIREWORKS ON TAP

This year has been punctuated by two main stories besides The Trials of Bob Baffert: the tremendous racetrack performance of Japanese runners outside Japan, really since the Breeders' Cup last November (there have been 12 Japanese wins – 2 at the Breeders' Cup, 2 at Hong Kong's December international day, and 4 each on Saudi Cup and Dubai World Cup day); and the equally tremendous commercial performance of the Australasian yearling market. Coming into Inglis' Easter Yearling Sale April 5-6, there have been 4,084 yearlings sold (an impressive 77.0% of the 5,306 catalogued) at the Australasian sales for a record total of A\$520,584,300 and a record average, to this point, of A\$127,469.

Last year the Easter Sale grossed A\$134,665,000 with 365 sold of 466 catalogued (78.3%), an average of A\$368,945; skipping 2020, in the previous three years the sale had averaged ~A\$350,000. The betting is this year will see the metrics improving again, not only because the Australasian yearling market is on fire – the gross for the sales so far is up 16% over the corresponding 2021 sales – but also because the word has been out for some time that a few consignors redirected more of their very best yearlings to Easter in the hopes Covid complications might have receded. With 489 catalogued this year (a 4.5% rise on 2021) a 20% rise in gross to A\$160-million is more likely than not.

Here's another reason why we think Sydney Easter is going to shatter records: sire power. There are 12 sires with 17+ catalogued to Easter; among them the 12, plus the leader in the clubhouse by 2022 yearling average, **Not A Single Doubt** (10

catalogued from his final crop, average A\$513,929 with 14 sold so far), have had 676 yearlings sold this year, grossing just under \$200-million (\$199,804,000 to be precise) and averaging \$295,568 – 38% of the gross for all the sales so far from 17% of the yearlings, and the average more than three times that of all other sires. What's particularly relevant when making projections: these 13 sires have 328/487 yearlings catalogued – 67%, over two-thirds of the catalogue. In other words, two of every three yearlings catalogued for Easter are by one of these 13 sires.

Widden's **Zoustar**, from his first A\$154,000 crop (he averaged \$210,778 in 2021 off a \$60,500 stud fee in 2018), is the leader by number catalogued, with 44, just ahead of Yarraman Park's **I Am Invincible** (41), who is currently \$1.6-million ahead of Arrowfield's four-time Champion Sire **Snitzel** (26 catalogued) in his quest to finally become Champion Sire; that's no done deal, by the way – there's plenty of money left to be won, and among Snitzel's 15 SW in Australia this year are eight 3yo SW.

Arrowfield's **Dundeel** is third by number catalogued at Easter, with 33, followed by top first-year sire **The Autumn Sun** (29), also at Arrowfield; Snitzel and Coolmore's **Pierro** (26 each), then Coolmore's first-year sire **Justify** (25); last season's Champion Sire **Written Tycoon** (22), now back in Victoria at Yulong's Nagambie Stud; Coolmore's **Fastnet Rock** (19); Newgate's **Deep Field** and Widden's first-year sire **Trapeze Artist** (18 each); and Darley's **Exceed And Excel** (17). Sire Power is the single biggest factor in yearling prices and Sydney Easter could hardly be more stacked in that respect.

**INGLIS EASTER PREVIEW:
SIREs WITH 2+ YEARLINGS CATALOGUED FOR INGLIS EASTER SALE**

SIRE NAME	FFLS	STANDS	2021 FEE	2019 FEE	APEX A RNR INDEX SE21	2022 # YRLG SOLD	2022 YRLG AVG	C	F	TOTAL
ALMANZOR	2019	NZ	30,000	30,000	-	59	172,932	4	2	6
AMERICAN PHAROAH	2018	KY	49,500	66,000	-	30	105,500	3	7	10
BRAZEN BEAU	2016	VIC	49,500	49,500	2.36	25	153,800	1	3	4
CAPITALIST	2018	NSW	99,000	55,000	-	90	168,367	8	4	12
CHARM SPIRIT	2016	NZ	-	18,000	2.06	16	45,969	1	1	2
DEEP FIELD	2016	NSW	88,000	44,000	1.37	111	219,532	15	3	18
DUNDEEL	2015	NSW	66,000	66,000	2.77	72	175,972	22	11	33
EXCEED AND EXCEL	2005	NSW	132,000	88,000	2.29	30	291,333	11	6	17
FASTNET ROCK	2006	NSW	165,000	165,000	3.37	15	375,000	11	8	19
FLYING ARTIE	2018	NSW	33,000	33,000	-	26	78,308	2		2
FROSTED	2018	VIC	44,000	27,500	-	24	86,396	3		3
HELLBENT	2019	NSW	22,000	27,500	-	65	129,438	5	1	6
I AM INVINCIBLE	2011	NSW	220,000	247,500	2.62	57	498,509	16	25	41
JUSTIFY	2020	NSW	55,000	PVT	-	45	223,000	14	11	25
LONHRO	2005	NSW	66,000	77,000	1.98	28	224,107	5	5	10
LOPE DE VEGA	2012	IRE	-	-	-	5	474,000	4	1	5
MAURICE	2018	JPN	44,000	27,500	-	23	113,783	5	7	12
MEDAGLIA D'ORO	2011	KY	-	-	1.95	1	20,000	1	1	2
MERCHANT NAVY	2019	NSW	33,000	55,000	-	46	110,217	3	2	5
MORE THAN READY	2002	KY	-	55,000	1.37	34	121,794	4	4	8
NOT A SINGLE DOUBT	2006	RETIRED	-	110,000	2.73	14	513,929	4	6	10
PARIAH	2019	NSW	16,500	22,000	-	43	99,663	1	1	2
PER INCANTO	2012	NZ	25,000	17,500	1.48	34	121,456	2	1	3
PIERRO	2014	NSW	110,000	88,000	2.03	49	271,224	11	15	26
PRIDE OF DUBAI	2017	NSW	22,000	38,500	1.23	43	60,814	2		2
RUSSIAN REVOLUTION	2019	NSW	44,000	55,000	-	95	171,158	3	2	5
SAVABEEL	2006	NZ	100,000	PVT	3.1	45	309,444	7	2	9
SHALAA	2018	NSW	44,000	33,000	-	61	142,123	1	2	3
SHAMUS AWARD	2015	VIC	33,000	11,000	2.39	32	131,797	2	1	3
SNITZEL	2007	NSW	165,000	220,000	3.2	50	475,800	16	10	26
SO YOU THINK	2013	NSW	77,000	38,500	2.43	76	160,645	10	3	13
STAR TURN	2018	NSW	16,500	22,000	-	28	79,000	2		2
STREET BOSS	2010	NSW	55,000	27,500	1.26	13	169,231	1	2	3
TAVISTOCK	2011	DEAD	-	50,000	1.44	16	180,000	2		2
THE AUTUMN SUN	2020	NSW	66,000	77,000	-	53	295,189	12	17	29
TORONADO	2016	VIC	49,500	27,500	1.86	55	143,364	2	1	3
TRAPEZE ARTIST	2020	NSW	66,000	88,000	-	66	195,409	10	8	18
WRITTEN BY	2020	NSW	24,750	24,750	-	61	140,910	1	1	2
WRITTEN TYCOON	2008	VIC	165,000	110,000	1.68	51	296,549	9	13	22
ZOUSTAR	2015	NSW	154,000	154,000	2.87	63	357,460	25	19	44

For a complete list of sires with yearlings catalogued at Inglis Easter, please [click here](#)

AUSTRALASIAN YEARLING SALES 2022- LEADING SIRES OF YEARLINGS, 2+ SOLD

Thru 28 March, 2022: Magic Millions January, Perth, Tasmania, Adelaide, GC March; Inglis Classic & Melbourne 2022 Yearlings; NZB Karaka

SIRE NAME	YOB	HIS SIRE	FFLS	ST	2021 FEE	2019 FEE	# CAT	# RING	# SOLD	AU\$ AVG	AU\$ MED
NOT A SINGLE DOUBT	2001	REDOUTE'S CHOICE	2006	RETIRED	-	110,000	17	15	14	513,929	387,500
I AM INVINCIBLE	2004	INVINCIBLE SPIRIT	2011	NSW	220,000	247,500	71	64	57	498,509	425,000
SNITZEL	2002	REDOUTE'S CHOICE	2007	NSW	165,000	220,000	58	50	50	475,800	380,000
LOPE DE VEGA	2007	SHAMARDAL	2012	IRE	-	-	5	5	5	474,000	480,000
FASTNET ROCK	2001	DANEHILL	2006	NSW	165,000	165,000	20	18	15	375,000	400,000
ZOUSTAR	2010	NORTHERN METEOR	2015	NSW	154,000	154,000	74	67	63	357,460	280,000
EXTREME CHOICE	2013	NOT A SINGLE DOUBT	2018	NSW	PVT	22,000	25	22	22	335,227	245,000
KINGMAN	2011	INVINCIBLE SPIRIT	2016	ENG	150,000	75,000	5	5	5	325,000	300,000
SAVABEEL	2001	ZABEEL	2006	NZ	100,000	PVT	59	51	45	309,444	250,000
WRITTEN TYCOON	2002	IGLESIA	2008	VIC	165,000	110,000	62	56	51	296,549	230,000
THE AUTUMN SUN	2015	REDOUTE'S CHOICE	2020	NSW	66,000	77,000	58	55	53	295,189	230,000
EXCEED AND EXCEL	2000	DANEHILL	2005	NSW	132,000	88,000	41	33	30	291,333	245,000
PIERRO	2009	LONHRO	2014	NSW	110,000	88,000	60	55	49	271,224	200,000
KEMENTARI	2014	LONHRO	2020	RETIRED	-	33,000	2	2	2	262,500	262,500
LONHRO	1998	OCTAGONAL	2005	NSW	66,000	77,000	37	32	28	224,107	125,000
JUSTIFY	2015	SCAT DADDY	2020	NSW	55,000	PVT	52	50	45	223,000	170,000
DEEP FIELD	2010	NORTHERN METEOR	2016	NSW	88,000	44,000	124	119	111	219,532	200,000
TRAPEZE ARTIST	2014	SNITZEL	2020	NSW	66,000	88,000	79	73	66	195,409	150,000
TIVACI	2012	HIGH CHAPARRAL	2018	NZ	12,500	20,000	33	32	31	183,290	160,000
TAVISTOCK	2005	MONTJEU	2011	DEAD	-	50,000	23	19	16	180,000	160,000
DUNDEEL	2009	HIGH CHAPARRAL	2015	NSW	66,000	66,000	89	81	72	175,972	150,000
ALMANZOR	2013	WOOTTON BASSETT	2019	NZ	30,000	30,000	71	66	59	172,932	150,000
RUSSIAN REVOLUTION	2013	SNITZEL	2019	NSW	44,000	55,000	111	103	95	171,158	160,000
STREET BOSS	2004	STREET CRY	2010	NSW	55,000	27,500	24	17	13	169,231	150,000
CAPITALIST	2013	WRITTEN TYCOON	2018	NSW	99,000	55,000	112	97	90	168,367	130,000
SO YOU THINK	2006	HIGH CHAPARRAL	2013	NSW	77,000	38,500	89	82	76	160,645	130,000
BRAZEN BEAU	2011	I AM INVINCIBLE	2016	VIC	49,500	49,500	38	34	25	153,800	130,000
TORONADO	2010	HIGH CHAPARRAL	2016	VIC	49,500	27,500	68	62	55	143,364	115,000
SHALAA	2013	INVINCIBLE SPIRIT	2018	NSW	44,000	33,000	67	64	61	142,123	120,000
WRITTEN BY	2015	WRITTEN TYCOON	2020	NSW	24,750	24,750	74	64	61	140,910	120,000
SHAMUS AWARD	2010	SNITZEL	2015	VIC	33,000	11,000	42	39	32	131,797	110,000
VADAMOS	2011	MONSUN	2018	NZ	12,500	15,000	12	9	8	130,313	107,500
HELLBENT	2012	I AM INVINCIBLE	2019	NSW	22,000	27,500	74	68	65	129,438	90,000
CHURCHILL	2014	GALILEO	2019	NSW	22,000	22,000	23	20	13	128,077	110,000
HARRY ANGEL	2014	DARK ANGEL	2020	NSW	16,500	22,000	60	55	51	126,353	100,000
MORE THAN READY	1997	SOUTHERN HALO	2002	KY	-	55,000	41	38	34	121,794	100,000
PER INCANTO	2004	STREET CRY	2012	NZ	25,000	17,500	48	40	34	121,456	100,000
SPIRIT OF BOOM	2014	WAR FRONT	2020	IRE	15,000	20,000	91	76	68	120,713	100,000
MENARI	2014	SNITZEL	2019	NSW	11,000	16,500	17	16	14	119,643	82,500
NICCONI	2005	BIANCONI	2011	VIC	27,500	38,500	43	36	33	119,485	100,000
SAXON WARRIOR	2015	DEEP IMPACT	2020	NSW	13,750	24,750	24	22	18	117,167	82,500
MAURICE	2011	SCREEN HERO	2018	JPN	44,000	27,500	28	28	23	113,783	90,000
REAL STEEL	2012	DEEP IMPACT	2020	JPN	-	16,500	14	10	9	111,111	90,000
MERCHANT NAVY	2014	FASTNET ROCK	2019	NSW	33,000	55,000	61	54	46	110,217	80,000
AMERICAN PHAROAH	2012	PIONEEROF THE NILE	2018	KY	49,500	66,000	46	37	30	105,500	80,000
TERRITORIES	2012	INVINCIBLE SPIRIT	2018	NSW	11,000	16,500	9	8	7	103,571	70,000
STARSPANGLED BANNER	2006	CHOISIR	2012	VIC	16,500	22,000	15	12	12	103,542	60,000
GINGERBREAD MAN	2007	SHAMARDAL	2014	WA	-	4,400	3	3	2	102,500	102,500
OCEAN PARK	2008	THORN PARK	2014	NZ	30,000	15,000	51	42	32	101,891	80,000
XTRAVAGANT	2012	PENTIRE	2018	NSW	11,000	16,500	14	12	12	101,250	80,000
PARIAH	2014	REDOUTE'S CHOICE	2019	NSW	16,500	22,000	51	48	43	99,663	80,000
NO NAY NEVER	2011	SCAT DADDY	2016	NSW	-	44,000	15	12	10	98,500	87,500
IFFRAAJ	2001	ZAFONIC	2009	ENG	-	25,000	27	24	17	97,706	70,000
WANDJINA	2011	SNITZEL	2016	VIC	8,800	22,000	3	3	2	97,500	97,500
ARDROSSAN	2014	REDOUTE'S CHOICE	2020	NZ	3,000	8,000	11	11	11	96,182	100,000
BRAVE SMASH	2013	TOSEN PHANTOM	2020	QLD	16,500	22,000	36	35	33	95,303	80,000

[For a complete roster of all 236 sires with yearlings sold at 2022 Australasian yearling sales, please click here](#)

SECTION 2: NORTH AMERICAN SALES RESULTS

SIRE AVERAGES FOR OBS MARCH 2YO SALE

Fasig-Tipton's Gulfstream Park 2yo sale, scheduled for March 30, will doubtless have seen some big numbers lighting up the bid board but as there will likely have been only around 50 sold we decided to run the sire averages for the OBS March 2yo sale to make sure we got this issue out before Sydney Easter; the Gulfstream (and Dubai) prices will be included in the sire averages in our next issue, which will also include OBS April and various other 2yo sales this coming month, including Tattersalls' Craven 2yo Sale April 12-13. From OBS March one notable feature was that seven sires averaged \$150,000+ with 2+ sold from their first crops at OBS March. Coolmore's American arm, Ashford Stud, stands two of the top three by OBS March average, #1 **Justify** (3 averaged \$358,333) and #3 **Mendelssohn** (11/\$230,182), one of course by Scat Daddy and the other a half-brother to Scat Daddy by Into Mischief. Spendthrift's **Bolt D'Oro** split the pair, with 14 sold averaging an impressive \$307,857 off a \$25,000 stud fee. Also over \$150k average at OBS March: Gainesway's **Tapwrit** (3/\$180,000), who also had seven catalogued for Gulfstream, more than any other first-year sire; Lane's End's **West Coast** (10/\$179,800); Hill 'n' Dale's **Good Magic** (8/\$163,000); and Florida's Ocala Stud's **Awesome Slew** (3/\$156,667).

NORTH AMERICAN SIRES OF TWO-YEAR-OLDS

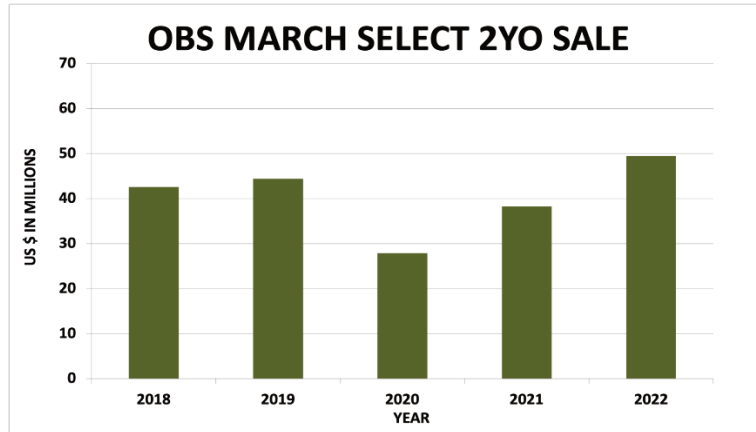
Thru March 28, 2022- OBS March- Sires with 2+ sold for 100k+ average.

SIRE NAME	YOB	HIS SIRE	FFLS	ST	2022 FEE	2019 FEE	# CAT	# RING	# SOLD	US\$ AVG	US\$ MED
AMERICAN PHAROAH	2012	PIONEEROF THE NILE	2017	KY	80,000	110,000	8	4	3	576,667	380,000
INTO MISCHIEF	2005	HARLAN'S HOLIDAY	2010	KY	250,000	150,000	10	5	5	543,000	350,000
JUSTIFY	2015	SCAT DADDY	2020	KY	100,000	150,000	5	3	3	358,333	400,000
MORE THAN READY	1997	SOUTHERN HALO	2002	KY	50,000	80,000	10	7	6	345,333	200,000
BOLT D'ORO	2015	MEDAGLIA D'ORO	2020	KY	20,000	25,000	19	15	14	307,857	272,500
GUN RUNNER	2013	CANDY RIDE	2019	KY	125,000	70,000	5	3	3	253,667	135,000
VIOLENCE	2010	MEDAGLIA D'ORO	2015	KY	25,000	40,000	2	2	2	235,000	235,000
MENDELSSOHN	2015	SCAT DADDY	2020	KY	35,000	35,000	16	12	11	230,182	200,000
MEDAGLIA D'ORO	1999	EL PRADO	2006	KY	100,000	200,000	3	3	2	212,500	212,500
TAPIT	2001	PULPIT	2006	KY	185,000	225,000	4	4	4	211,250	222,500
RUNHAPPY	2012	SUPER SAVER	2018	KY	12,500	25,000	3	2	2	207,500	207,500
NYQUIST	2013	UNCLE MO	2018	KY	55,000	40,000	7	4	3	203,333	160,000
CANDY RIDE	1999	RIDE THE RAILS	2006	KY	75,000	80,000	4	3	2	180,000	180,000
TAPWRIT	2014	TAPIT	2020	KY	10,000	12,500	6	3	3	180,000	200,000
WEST COAST	2014	FLATTER	2020	KY	15,000	35,000	16	11	10	179,800	115,000
PRACTICAL JOKE	2014	INTO MISCHIEF	2019	KY	35,000	30,000	10	7	6	178,333	130,000
DISTORTED HUMOR	1993	FORTY NINER	2000	RETIRED	-	50,000	3	2	2	172,500	172,500
CLOUD COMPUTING	2014	MACLEAN'S MUSIC	2020	KY	5,000	7,500	10	7	7	170,000	135,000
BAYERN	2011	OFFLEE WILD	2017	KOR	-	15,000	2	2	2	167,500	167,500
TWIRLING CANDY	2007	CANDY RIDE	2013	KY	60,000	25,000	10	10	9	164,444	100,000
GOOD MAGIC	2015	CURLIN	2020	KY	30,000	35,000	15	10	8	163,000	92,500
AWESOME SLEW	2013	AWESOME AGAIN	2020	FL	4,000	5,000	3	3	3	156,667	40,000
EMPIRE MAKER	2000	UNBRIDLED	2005	DEAD	-	85,000	6	5	4	152,500	180,000
LIAM'S MAP	2011	UNBRIDLED'S SONG	2017	KY	40,000	20,000	6	4	4	150,750	125,000
HARD SPUN	2004	DANZIG	2009	KY	35,000	40,000	8	4	4	142,500	162,500
BERNARDINI	2003	A.P. INDY	2008	DEAD	-	50,000	7	3	3	135,667	70,000
UNCLE MO	2008	INDIAN CHARLIE	2013	KY	160,000	125,000	6	2	2	130,000	130,000
UNIFIED	2013	CANDY RIDE	2019	KY	10,000	10,000	3	2	2	130,000	130,000
MOR SPIRIT	2013	ESKENDEREYA	2020	KY	5,000	10,000	13	10	9	128,444	50,000
RANSOM THE MOON	2012	MALIBU MOON	2020	KY	7,500	7,500	4	2	2	125,000	125,000
MUNNINGS	2006	SPEIGHTSTOWN	2012	KY	85,000	20,000	9	6	4	118,750	112,500
TAPITURE	2011	TAPIT	2017	KY	10,000	7,500	2	2	2	117,500	117,500
MALIBU MOON	1997	A.P. INDY	2001	DEAD	-	75,000	14	12	12	112,917	80,000
SPEIGHTSTOWN	1998	GONE WEST	2006	KY	90,000	80,000	2	2	2	108,500	108,500
GOOD SAMARITAN	2014	HARLAN'S HOLIDAY	2020	KY	7,500	12,500	9	5	5	107,000	65,000
COLLECTED	2013	CITY ZIP	2020	KY	15,000	17,500	14	9	8	105,000	75,000
ACCELERATE	2013	LOOKIN AT LUCKY	2020	KY	15,000	20,000	11	10	8	104,375	57,500
ARROGATE	2013	UNBRIDLED'S SONG	2019	DEAD	-	75,000	4	3	3	101,667	110,000
MIDSHIPMAN	2006	UNBRIDLED'S SONG	2012	KY	10,000	8,500	5	4	2	101,000	101,000

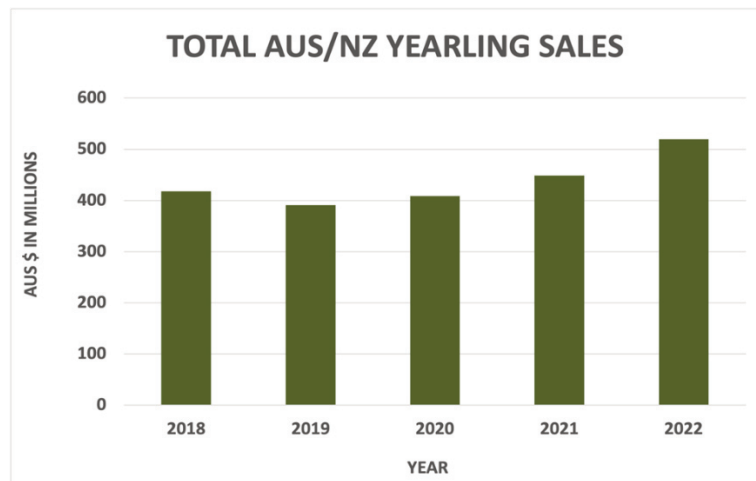
[For a complete roster of all 156 NA sires with 2yo's sold at OBS March, please click here](#)

SECTION 3: WORLDWIDE SALES TICKER

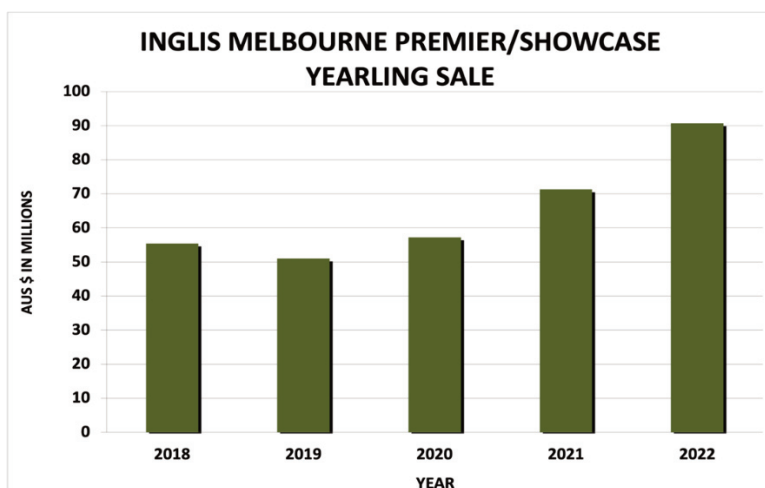
Through March 28, 2022



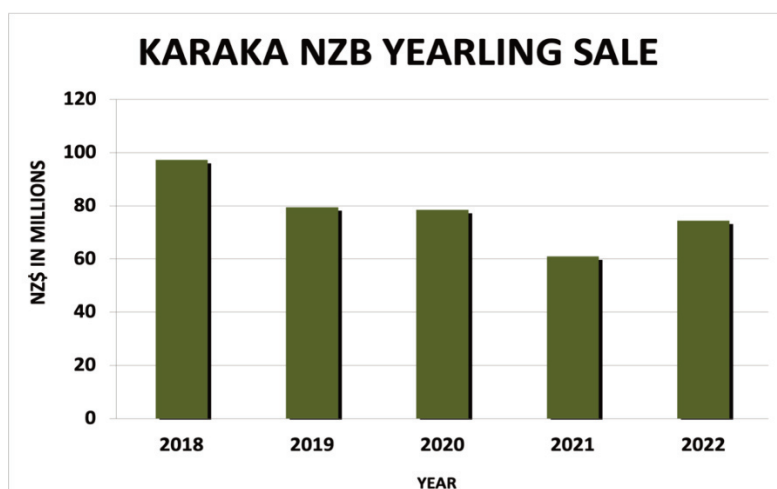
YEAR	CAT	RING	SOLD	% W/D	% S/R	% S/C	GROSS \$	AVG \$
2022	635	430	371	32.3%	86.3%	58.4%	49,498,000	133,418
2021	563	397	325	29.5%	81.9%	57.7%	37,970,000	116,831
2020	681	485	291	28.8%	60.0%	42.7%	27,902,500	95,885
2019	577	409	306	29.1%	74.8%	53.0%	44,248,500	144,603
2018	573	363	257	36.6%	70.8%	44.9%	42,275,000	164,494



YEAR	CAT	RING	SOLD	% W/D	% S/R	% S/C	GROSS \$	AVG \$
2022	5,306	4,855	4,084	8.5%	84.1%	77.0%	520,584,300	127,469
2021	5,064	4,523	3,919	10.7%	86.6%	77.4%	449,277,500	114,641
2020	5,233	4,683	3,872	10.5%	82.7%	74.0%	408,756,598	105,567
2019	5,402	4,871	3,931	9.8%	80.7%	72.8%	391,085,488	99,488
2018	5,207	4,762	4,057	8.5%	85.2%	77.9%	417,292,750	102,857



YEAR	CAT	RING	SOLD	% W/D	% S/R	% S/C	GROSS \$	AVG \$
2022	793	732	625	7.7%	85.4%	78.8%	90,657,000	145,051
2021	804	715	620	11.1%	86.7%	77.1%	71,300,500	115,001
2020	784	692	576	11.7%	83.2%	73.5%	57,220,000	99,340
2019	786	690	550	12.2%	79.7%	70.0%	50,976,500	92,685
2018	770	696	559	9.6%	80.3%	72.6%	55,353,500	99,022



YEAR	CAT	RING	SOLD	% W/D	% S/R	% S/C	GROSS \$	AVG \$
2022	1,103	947	701	14.1%	74.0%	63.6%	74,382,500	106,109
2021	918	791	647	13.8%	81.8%	70.5%	60,996,500	94,276
2020	1,265	1,122	858	11.3%	76.5%	67.8%	78,458,200	91,443
2019	1,284	1,155	885	10.0%	76.6%	68.9%	79,396,750	89,714
2018	1,247	1,124	915	9.9%	81.4%	73.4%	97,157,750	106,183

SECTION 4: BILL'S TWEETS



Bill Oppenheim @billoppenheim · Mar 25

...

Mother Earth ran 10 times last year, in 10 G1 races at 1m (2-3-2), including 8 RPR's 110-116. Tomorrow she runs in the 1m G3 Park Express @curraghrace with Ryan Moore up. She was a €150k yearling by Zoffany out of a Green Desert mare @coolmorestud. Won English 1000 1st up '21.



Bill Oppenheim @billoppenheim · Mar 23

...

Today's @Goffs1866 @RacingDubai 2yo sale averaged around \$173k for 52 sold. Avg price paid for the 66 pinhooked in the catalogue was right around \$80k. We project 2yo average = pinhook x 1.75 (+75%); today's average 2.16x pinhook avg: good sale, opening up new Gulf States market.



Bill Oppenheim @billoppenheim · Mar 23

...

Quality Road has a \$7.2-million lead over Into Mischief on the 2022 NA General Sire List. 1st money in the @DubaiWorldCup is \$6.96m and Life Is Good (by I.M.) is 4/7 to stay 10 furlongs. If he wins that would narrow the gap to \$300k @LanesEndFarms @spendthriftfarm @WinStarFarm



Bill Oppenheim @billoppenheim · Mar 18

...

So pleased to see this. When I visited @WindsorParkStud in 2018 i thought Turn Me Loose was a knockout looker. That was my 1st trip to NZ in 43 years.



Tara Madgwick @breednet · Mar 18

Inglis Ready to run purchase Prix de Turn becomes fifth SW for Turn Me Loose, winning G2 Alister Clark Stakes, this G1 winning son of Iffraaj a sire on fire! breednet.com.au/news/17098/pri... @inglis_sales @mattbrownracing @OhukiaLodge @nzcrcingnews @WindsorParkStud



Bill Oppenheim @billoppenheim · Mar 13

...

If anybody's going to dethrone 3-time Leading Sire @spendthriftfarm Into Mischief it could be @LanesEndFarms Quality Road, who has \$7.6m lead this year after Emblem Road won G1 Saudi Cup for \$10m. He had 2 more GSH yesterday & his 1st \$150k crop are now just 2yo's.



Bill Oppenheim @billoppenheim · Mar 13

...

Now sire of 2 1st-crop G3W 3yo fillies in US: @AlShaqabRacing Zelzal, by Sea The Stars, winner of '16 G1 Jean Prat. Dolce Zel won F3 Florida Oaks yesterday, also Ouarika won G3 Sweet Life at SA. They raced Khozan in US, \$1m 2yo & Leading Sire in Florida '20 (w/ 3yo's)-'21-'22



Bill Oppenheim @billoppenheim · Mar 12

...

NZ's delayed @KarakaChat yearling sale suffered from NZ-breds selling in Australia & other Covid (travel) issues. 1102 catalogued (-14% compared to 2019-20 average), 677 sold (-21%), sold/cat low 61.4% (-6%), gross NZ\$73,163,500 (-7%), avg \$108,070 (+18%!). OK sale considering.



Bill Oppenheim @billoppenheim · Mar 9

...

Good results @KarakaChat Book 1 though best comparisons with averaged 2019/2020 figures: # catalogued -7.5%, # sold -12%, % sold/cat -4% (67.6 vs 71.5), gross NZ\$63,127,500 -6%, average \$146,808 +6%. These really better figures for analysis than comparisons with '21 sale.



Bill Oppenheim @billoppenheim · Mar 7

...

Interesting piece by @nancygsexton in today's @theTDN on the Mar 23 2yo sale @RacingDubai run by @Goffs1866. 72 catalogued; 66 went through sales (26 US, 40 EU). Average pd: US\$80,000, so we project 55 to sell, gross US\$7.5m, average US\$136,000. +/- tells market strength.



Bill Oppenheim @billoppenheim · Mar 7

...

New Zealand's @KarakaChat Book 1 results not easy to read as many top NZ yearlings selling in Australia this year. Only 57.3% of Day 1 catalogue sold compared to normal 70%, avg NZ\$159,067, projected gross \$60m vs \$137-\$138k avg & \$67m gross in 2019 & 2020. So, OK considering.



Bill Oppenheim @billoppenheim · Mar 6

...

Percentage of GSW/foals for 4th-crop (F2017) North American sires: 1 Constitution (3.69%), 2 Karakontie (2.91%), 3 American Pharoah (2.42%). One of them stands for \$10,000. @Gainesway @WinStarFarm @coolmoreamerica



Bill Oppenheim @billoppenheim · Mar 5

...

And a massive night for @coolmoreamerica American Pharoah: As Time Goes By his 4th G1 winner in 4th year of having runners - elite class - and Forbidden Kingdom leads all the way in the G2 San Felipe - both on dirt. Latter's dam won 6f CD Debutante in June as a 2yo.



Bill Oppenheim @billoppenheim · Mar 5

...

Morello 1st GSW for @coolmoreamerica Classic Empire, who's made a good start & is #4 NA 2nd-crop sire. It's no fluke: he was champion 2yo 2016 defeating none other than Not This Time in the G1 @BreedersCup Juvenile, won G1 Arkansas Derby at 3, 4th Ky Derby, 2nd in the Preakness.



Bill Oppenheim @billoppenheim · Mar 5

...

It sure is time: a 1-2 in the Fountain of Youth for @TMStallions Not This Time, Simplification over In Due Time. That's his 3rd G2 winner this year after 4f Just One Time in the GP Inside Information and Epicenter in the G2 Risen Star at FG.



Bill Oppenheim @billoppenheim · Mar 5

...

3rd-crop sire Upstart @AirdrieStud just doubled his number of GSW after 3f Kathleen O made it 3-for-3 in the G2 Davona Dale. Could be a real \$10k mover soon, with 3c Zandon (2nd G2 Remsen, 3rd G2 Risen Star) & 2-time 2020 G1-2nd 2yo Reinvestment Risk in impressive 4yo debut.



Bill Oppenheim @billoppenheim · Mar 5

...

Big day for [@ArrowfieldStud](#) 2nd-season sires Maurice (Vic Derby wnr Hitotsu gets 2nd G1 win in Australian Guineas, also SW Mazu) & Shalaa (2f Seven Veils wins G2 Reisling, 2c Shalatin 3rd in G2 Todman) - both shuttlers by the way [@AISHaqabRacing](#)



Bill Oppenheim @billoppenheim · Mar 1

...

My first important matings client was John Ed Anthony, then Loblolly, now Shortleaf so congrats to him & son Ed on breaking [@OaklawnRacing](#) wins record (270). I once said to him "looks like it takes 12 years & 2 generations to get this right"; he said "that's ok, I grow trees".



Bill Oppenheim @billoppenheim · Mar 1

...

Book 1 [@inglis_sales](#) Melbourne Premier in the books: 486 sold (89% sold/ring, 82.4% sold/cat, vs 78.1% '21), gross A\$77,010,000 (+~\$13m +20%), average A\$158,457 (+\$19k +14%), median A\$140,000 (+33%!). 5th record sale from 5 '22 AU yearling sales. Great news, in our bubble anyway.