

Thoroughbred Market Report



JANUARY 2022

Editor – Bill Oppenheim, bopp@billoppenheim.com
Managing Editor – Emily J Plant PhD, emily@billoppenheim.com
Worldwide Sales Ticker – Brianne Stanley, bristanley1@gmail.com

Copyright 2021: The Bill Oppenheim Group

For subscription information go to www.billoppenheim.com
or contact info@billoppenheim.com

Thoroughbred Market Report

JANUARY 2022



Keeneland November Sale, courtesy Keeneland

TABLE OF CONTENTS	PAGE
SECTION 1: 2021 AUCTION REVIEW- NA & EU SALES	1
NORTH AMERICAN & EUROPEAN SALES TICKER	2
NORTH AMERICAN SALES RESULTS	8
EUROPEAN SALES RESULTS	15
SECTION 2: MAGIC MILLIONS JANUARY YEARLING SALE PREVIEW	18

IN THIS ISSUE

- In this issue of the Thoroughbred Market Report we are publishing a number of year-end tables summarizing the 2021 auction year in North America and Europe, separately and combined, in four sectors: 1st-half mixed sales (2020 coverings); 2-year-old sales; yearling sales (which constitute almost exactly 50% of the overall market); and 2nd-half mixed sales (2021 coverings). Comparisons with 2020 are only useful to show the extent Covid impacted the auction market, but the meaningful comparisons are with 2019 and 2018; the short version is that the 2021 NA/EU auction marketplace traded \$1.8-billion and change, compared to \$1.7-billion and change in 2019 and 2018.
- We also publish preview sire statistics for the Magic Millions Gold Coast Yearling Sale beginning January 11 in Queensland. Book 1 of this sale totalled a record A\$199-million in 2021, which ended up being about 30% of the entire Australasian yearling market which totalled over A\$650-million (including New Zealand). I Am Invincible, Deep Field, Zoustar, Snitzel, and Capitalist each has 40+ yearlings catalogued in Book 1. Including Book 2 the 2021 sale grossed over A\$213-million.

To subscribe to the Thoroughbred Market Report please visit
<https://billoppenheim.com/abouttmr.php> or email emily@billoppenheim.com

SECTION 1: 2021 AUCTION REVIEW- NORTH AMERICAN & EUROPEAN SALES

2021 NORTH AMERICAN & EUROPEAN AUCTIONS UP 5% OVER 2018-2019 FIGURES

In 2021, there were 34,138 hips catalogued in the North American and European 'live' auctions which we are covering, of which 22,426 were listed as sales (65.7%), for a total (converted to US\$) of \$1,835,349,373 and an average of \$81,840.

As we've been saying throughout the year there is absolutely no point in comparing the 2021 market to 2020, which was severely compromised by Covid. This year's totals were in fact 41% higher than last year's, but that is meaningless; the meaningful comparisons are with 2019, when \$1,724,602,679 were sold, and 2018, when the total was \$1,746,625,148. The 2021 gross was up 6% from 2019, up 5% from 2018; the \$81,840 average was +3.5% from 2019 (\$79,085) and +4% from 2018 (\$78,588). The significant takeaway is that the market straightaway returned to 2018-2019 levels; the shorthand version is that \$1.8-billion and change sold in 2021 compared to \$1.7-billion and change in 2018 and 2019. The summary details for all five sectors of the NA/EU auction marketplace may be found in the WST (Worldwide Sales Ticker) section of this issue (pp. 2-7).

The one notable difference between 2021 and 2018-2019 was a significant improvement in the clearance rates from the catalogues; this year 65.7% of the more than 34,000 horses catalogued were listed sales, compared to just under 61% in 2018-19. Combined NA/EU yearling sales totaled \$924,417,962, almost exactly 50% of the whole auction market, and the yearlings enjoyed a 71.8% clearance rate from the catalogues, compared to 62.5% in 2019 and 63.3% in 2018, so sellers were clearly motivated to meet the market and get their yearlings sold.

There was a late surge in the broodmare market with a total of 27 fillies and mares bringing final bids of \$2-million or higher. Seventeen of these came at Fasig-Tipton November's newly re-christened (more by the market than by Fasig itself) Night Of The Stars; two were at Keeneland, three at Tattersalls' December, and five at Arqana December, where the €41,541,000 gross was up 19% over 2019. Notably, of the 19 \$2-million-plus sales at the Kentucky November sales, nine were for Japan; though they didn't add any of the eight \$2-million-plus sales in Europe, they did also account for six of the 18 sales between \$1-million and \$2-million. Overall, exactly one-third of the 45 sales at \$1-million plus were for Japanese interests, 9/27 at \$2-million+ and 6/18 between \$1-million

and \$2-million. An article in the Mid-Year 2020 Stallion Spectator Ratings book (p. 100) sheds an interesting light on the willingness of Japanese breeders to buy American dirt mares; of 21 Japanese G1G2 winners on turf out of North American mares which had raced, 15 (71%) had raced on dirt. This can only be because good American dirt mares possess inherent class and soundness sufficient to produce G1G2 winners in Japan on turf and suggests the perception that dirt mares cannot produce top-class grass runners is misplaced.

A total of 14 sires averaged \$250,000+ at the NA/EU yearling sales this year, four from Europe and ten from North America. Though smaller numerically Europe had the top two sires by average, Dubawi (23 yearlings averaged \$556,957) and Galileo (24/\$489,250); Frankel (28/\$345,536) and Kingman (64/\$250,000) were the only other European sires to average \$250,000+. Quality Road stood his first \$150,000 season in 2019 (foals of 2020, yearlings of 2021) and led all North American sires with 44 yearlings averaging \$472,068; Into Mischief (90/\$409,956) and Curlin (40/\$409,400) also topped the \$400,000 average mark. Also averaging \$250,000+: 3-time Champion Sire Tapit (33/\$356,212); top first-year sires Justify (79/\$350,684), which was expected, and 'market darling' City Of Light (65/\$341,077), which was not; Medaglia D'Oro (28/\$333,821); War Front (22/\$331,591); new uber-sire Gun Runner (54/\$305,130); and Uncle Mo (81/\$274,185).

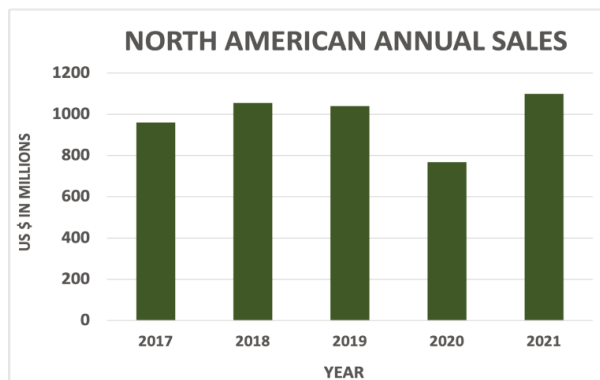
Other notable leaders among first-year sires in the various categories: among first-crop yearling sires (F2020): Bolt D'Oro (96/\$156,297), Good Magic (93/\$152,118), Mendelssohn (100/\$152,010), and Army Mule (59/\$95,441) in North America, and Saxon Warrior (52/\$88,442) in Europe. First-crop weanling sires: Omaha Beach (14/\$135,357) in North America, and Too Darn Hot (11/\$147,653) in Europe; and first-crop covering sires of in-foal mares – Authentic (23/\$398,043) and Improbable (16/\$196,313) in North America, and Pinatubo (18/\$229,074) and Sottsass (8/\$191,016) in Europe.

NORTH AMERICAN & EUROPEAN SALES TICKER

Through December 19, 2021



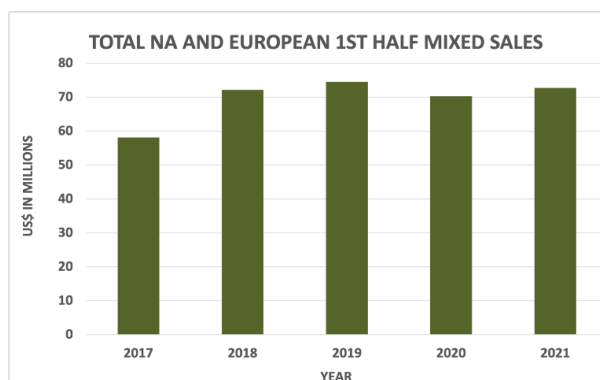
YEAR	CAT	RING	SOLD	% W/D	% S/R	% S/C	GROSS \$	AVG \$
2021	34,138	27,420	22,426	19.7%	81.8%	65.7%	1,835,349,373	81,840
2020	31,073	23,764	18,556	23.5%	78.1%	59.7%	1,301,808,793	70,156
2019	35,850	27,937	21,807	22.1%	78.1%	60.8%	1,724,602,679	79,085
2018	36,634	28,829	22,225	21.3%	77.1%	60.7%	1,746,625,148	78,588
2017	35,847	28,204	21,803	21.3%	77.3%	60.8%	1,668,710,679	76,536



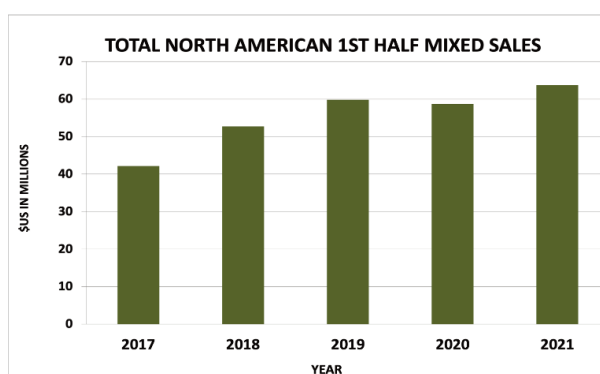
YEAR	CAT	RING	SOLD	% W/D	% S/R	% S/C	GROSS \$	AVG \$
2021	18,810	14,748	11,969	21.6%	81.2%	63.6%	1,098,116,000	91,747
2020	17,918	13,171	10,070	26.5%	76.5%	56.2%	768,006,000	76,267
2019	20,027	15,521	11,880	22.5%	76.5%	59.3%	1,039,734,200	87,520
2018	20,169	15,820	12,033	21.6%	76.1%	59.7%	1,055,501,350	87,717
2017	19,333	14,968	11,270	22.6%	75.3%	58.3%	960,413,600	85,219



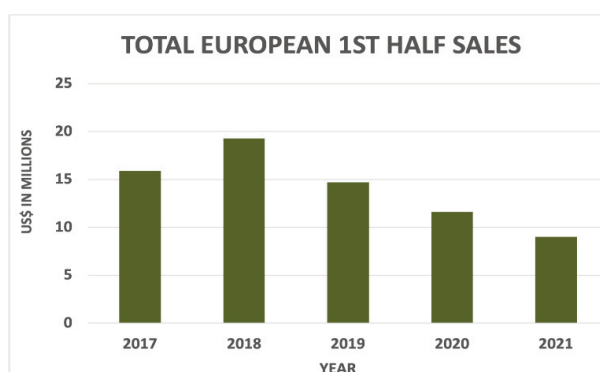
YEAR	CAT	RING	SOLD	% W/D	% S/R	% S/C	GROSS \$	AVG \$
2021	15,609	12,933	10,621	17.1%	82.1%	68.0%	739,179,608	69,596
2020	13,155	10,593	8,486	19.5%	80.1%	64.5%	533,802,793	62,904
2019	15,823	12,416	9,927	21.5%	80.0%	62.7%	684,868,479	68,990
2018	16,465	13,009	10,192	21.0%	78.3%	61.9%	691,123,798	67,810
2017	16,514	13,236	10,533	19.8%	79.6%	63.8%	708,297,079	67,246



YEAR	CAT	RING	SOLD	% W/D	% S/R	% S/C	GROSS \$	AVG \$
4,321	3,206	2,422	25.8%	75.5%	56.1%	72,694,101	30,014	4,321
4,773	3,665	2,743	23.2%	74.8%	57.5%	70,309,050	25,632	4,773
4,171	3,246	2,554	22.2%	78.7%	61.2%	74,467,595	29,157	4,171
4,504	3,544	2,704	21.3%	76.3%	60.0%	72,076,790	26,656	4,504
4,917	3,808	2,699	22.6%	70.9%	54.9%	58,135,788	21,540	4,917



YEAR	CAT	RING	SOLD	% W/D	% S/R	% S/C	GROSS \$	AVG \$
2021	2,941	2,316	1,790	21.3%	77.3%	60.9%	63,653,650	35,561
2020	3,393	2,548	1,947	24.9%	76.4%	57.4%	58,749,400	30,174
2019	2,727	2,094	1,642	23.2%	78.4%	60.2%	59,803,700	36,421
2018	3,073	2,387	1,792	22.3%	75.1%	58.3%	52,763,800	29,444
2017	3,372	2,549	1,763	24.4%	69.2%	52.3%	42,253,800	23,967



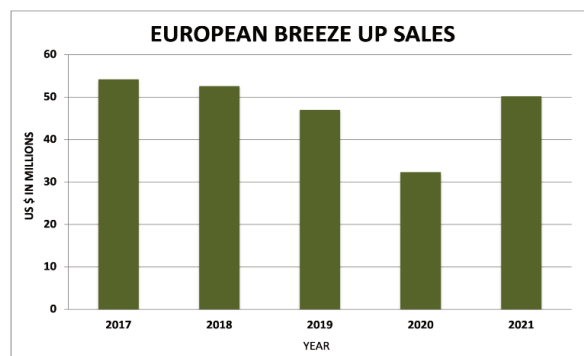
YEAR	CAT	RING	SOLD	% W/D	% S/R	% S/C	GROSS \$	AVG \$
2021	1,380	890	632	35.5%	71.0%	45.8%	9,040,451	14,305
2020	1,380	1,117	796	19.1%	71.3%	57.7%	11,559,650	14,522
2019	1,444	1,152	912	20.2%	79.2%	63.2%	14,663,895	16,079
2018	1,431	1,157	912	19.1%	78.8%	63.7%	19,312,990	21,177
2017	1,545	1,259	936	18.5%	74.3%	60.6%	15,881,988	16,968



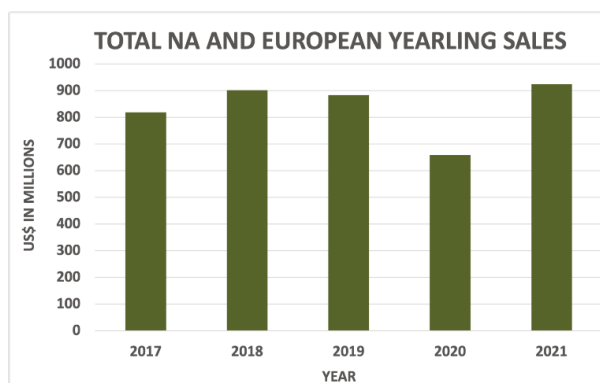
YEAR	CAT	RING	SOLD	% W/D	% S/R	% S/C	GROSS \$	AVG \$
2021	4,846	3,456	2,800	28.7%	81.0%	57.8%	251,884,598	89,959
2020	4,645	2,890	2,167	37.8%	75.0%	46.7%	158,090,517	72,954
2019	4,781	3,492	2,607	27.0%	74.7%	54.5%	245,819,099	94,292
2018	4,626	3,357	2,481	27.4%	73.9%	53.6%	229,083,032	92,335
2017	4,441	3,105	2,414	30.1%	77.7%	54.4%	237,552,948	98,406



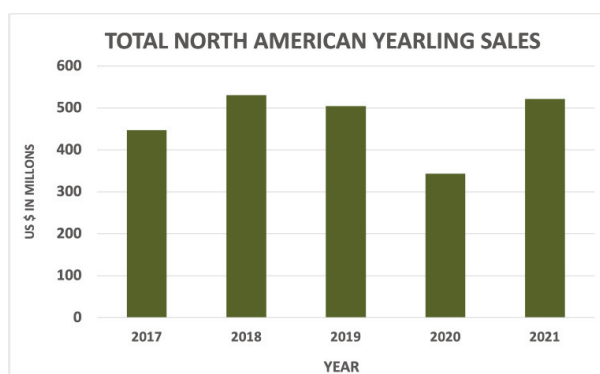
YEAR	CAT	RING	SOLD	% W/D	% S/R	% S/C	GROSS \$	AVG \$
2021	3,760	2,618	2,175	30.4%	83.1%	57.8%	201,608,850	92,694
2020	3,659	2,289	1,722	37.4%	75.2%	47.1%	125,371,300	72,806
2019	3,930	2,758	2,124	29.8%	77.0%	54.0%	202,551,300	95,363
2018	3,666	2,516	1,944	31.4%	77.3%	53.0%	182,980,500	94,126
2017	3,576	2,316	1,851	35.2%	79.9%	51.8%	190,158,800	102,733



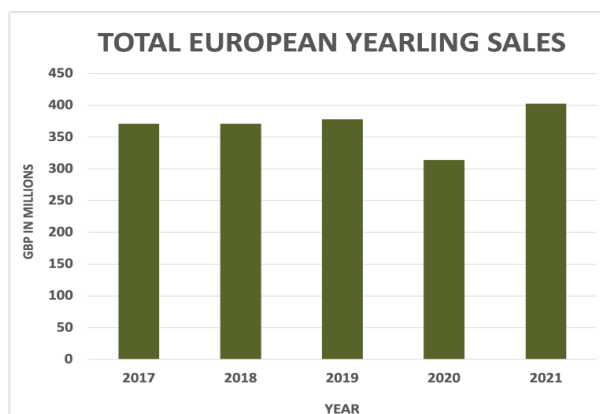
YEAR	CAT	RING	SOLD	% W/D	% S/R	% S/C	GROSS \$	AVG \$
2021	1,086	838	625	22.8%	74.6%	57.6%	50,275,748	80,441
2020	986	601	445	39.0%	74.0%	45.1%	32,719,217	73,526
2019	1,020	842	552	17.5%	65.6%	54.1%	47,037,299	85,212
2018	1,129	956	612	15.3%	64.0%	54.2%	52,583,532	85,921
2017	996	853	608	14.4%	71.3%	61.0%	54,171,148	89,097



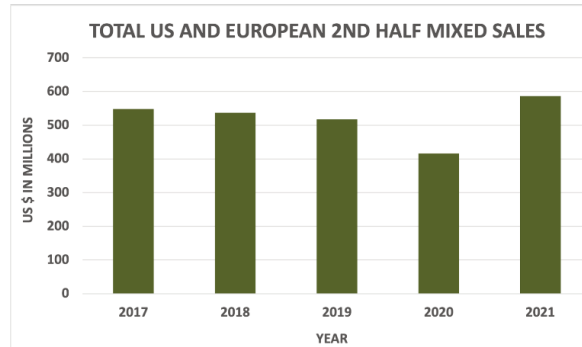
YEAR	CAT	RING	SOLD	% W/D	% S/R	% S/C	GROSS \$	AVG \$
2021	13,348	11,540	9,578	13.5%	83.0%	71.8%	924,417,962	96,515
2020	12,013	9,842	7,620	18.1%	77.4%	63.4%	657,684,400	86,310
2019	14,582	11,749	9,108	19.4%	77.5%	62.5%	883,438,317	96,996
2018	14,857	12,053	9,409	18.9%	78.1%	63.3%	901,671,803	95,831
2017	14,218	11,694	9,061	17.8%	77.5%	63.7%	818,496,558	90,332



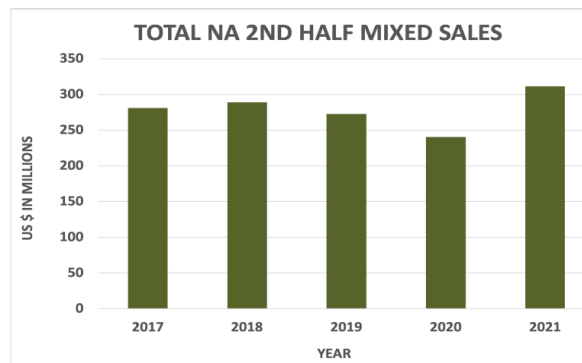
YEAR	CAT	RING	SOLD	% W/D	% S/R	% S/C	GROSS \$	AVG \$
2021	7,547	6,299	5,124	16.5%	81.3%	67.9%	521,663,900	101,808
2020	6,487	5,069	3,791	21.9%	74.8%	58.4%	343,487,400	90,606
2019	8,234	6,750	5,070	18.0%	75.1%	61.6%	504,845,100	99,575
2018	8,371	7,011	5,312	16.2%	75.8%	63.5%	530,521,650	99,872
2017	7,799	6,555	4,894	16.0%	74.7%	62.8%	447,118,900	91,361



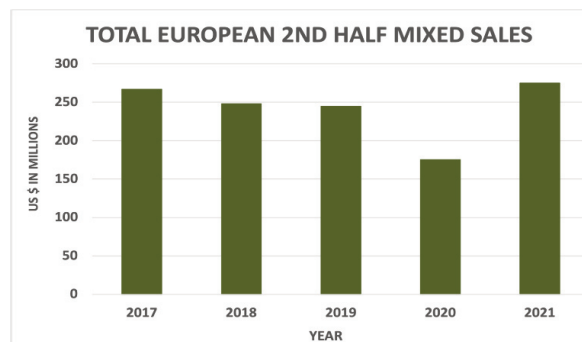
YEAR	CAT	RING	SOLD	% W/D	% S/R	% S/C	GROSS \$	AVG \$
2021	6,082	5,502	4,618	9.5%	83.9%	75.9%	404,700,297	87,635
2020	5,526	4,773	3,829	13.6%	80.2%	69.3%	314,197,000	82,057
2019	6,348	4,999	4,038	21.3%	80.8%	63.6%	378,593,217	93,758
2018	6,486	5,042	4,097	22.3%	81.3%	63.2%	371,150,153	90,591
2017	6,419	5,139	4,167	19.9%	81.1%	64.9%	371,377,658	89,124



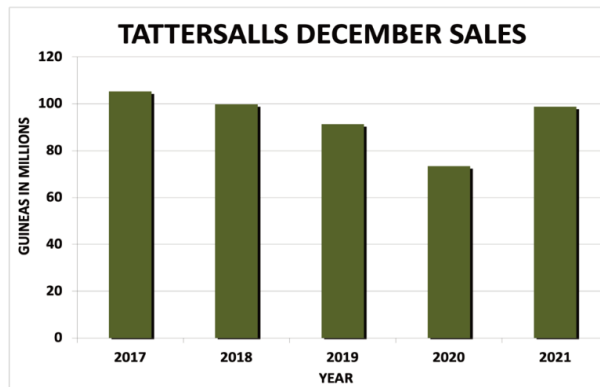
YEAR	CAT	RING	SOLD	% W/D	% S/R	% S/C	GROSS \$	AVG \$
2021	11,623	9,218	7,626	20.7%	82.7%	65.6%	586,352,712	76,889
2020	9,642	7,367	6,026	23.6%	81.8%	62.5%	415,724,826	68,989
2019	12,147	9,342	7,469	23.1%	80.0%	61.5%	517,108,168	69,234
2018	12,478	9,760	7,556	21.8%	77.4%	60.6%	537,312,523	71,111
2017	12,140	9,533	7,584	21.5%	79.6%	62.5%	547,748,385	72,224



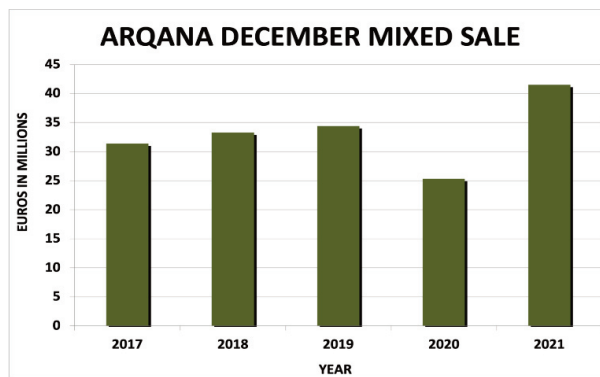
YEAR	CAT	RING	SOLD	% W/D	% S/R	% S/C	GROSS \$	AVG \$
2021	4,562	3,515	2,880	23.0%	81.9%	63.1%	311,189,600	108,052
2020	4,379	3,265	2,610	25.4%	79.9%	59.6%	240,397,900	92,106
2019	5,136	3,919	3,044	23.7%	77.7%	59.3%	272,534,100	89,532
2018	5,059	3,906	2,985	22.8%	76.4%	59.0%	289,235,400	96,896
2017	4,586	3,548	2,762	22.6%	77.8%	60.2%	280,882,100	101,695



YEAR	CAT	RING	SOLD	% W/D	% S/R	% S/C	GROSS \$	AVG \$
2021	7,061	5,703	4,746	19.2%	83.2%	67.2%	275,163,112	57,978
2020	5,263	4,102	3,416	22.1%	83.3%	64.9%	175,326,926	51,325
2019	7,011	5,423	4,425	22.7%	81.6%	63.1%	244,574,068	55,271
2018	7,419	5,854	4,571	21.1%	78.1%	61.6%	248,077,123	54,272
2017	7,554	5,985	4,822	20.8%	80.6%	63.8%	266,866,285	55,343



YEAR	CAT	RING	SOLD	% W/D	% S/R	% S/C	GROSS (gns)	AVG (gns)
2021	2,442	2,034	1,667	16.7%	82.0%	68.3%	98,781,700	59,257
2020	2,215	1,799	1,485	18.8%	82.5%	67.0%	73,353,300	49,396
2019	2,352	1,900	1,462	19.2%	76.9%	62.2%	91,278,700	62,434
2018	2,474	2,009	1,527	18.8%	76.0%	61.7%	99,837,357	65,381
2017	2,434	1,974	1,541	18.9%	78.1%	63.3%	105,255,000	68,303



YEAR	CAT	RING	SOLD	% W/D	% S/R	% S/C	GROSS €	AVG €
2021	1024	909	688	11.2%	75.7%	67.2%	41,541,000	60,379
2020	841	704	557	16.3%	79.1%	66.2%	25,284,500	45,394
2019	1037	918	701	11.5%	76.4%	67.6%	34,426,500	49,111
2018	1031	901	683	12.6%	75.8%	66.2%	33,276,500	48,721
2017	962	871	690	9.5%	79.2%	71.7%	31,365,000	45,457

NORTH AMERICAN SALES RESULTS SUMMARY- 103 SIRES WITH 25+ SOLD (ALL SECTORS)

SIRE	FFLS	ST	OTHER ST	2022 FEE	2021 FEE	YRLG		WNLG		I/F MARES	
						# SOLD	AVG	# SOLD	AVG	# SOLD	AVG
ACCELERATE	2020	KY	KY	15,000	17,500	69	73,858	14	34,179	13	12,731
AIR FORCE BLUE	2018	KY	KY	7,500	10,000	19	17,316	6	11,427	1	5,000
ALWAYS DREAMING	2020	KY	KY	12,500	17,500	64	41,133	12	18,583	5	5,200
AMERICAN FREEDOM	2019	KY	KY	6,000	6,000	30	33,317	2	11,000	8	11,563
AMERICAN PHAROAH	2017	KY	KY	80,000	100,000	50	192,930	3	196,667	15	222,701
ARMY MULE	2020	KY	KY	7,500	7,500	59	95,441	7	38,286	15	21,253
ARROGATE	2019	DEAD	KY	-	-	49	145,224	4	63,750	0	-
ASTERN	2019	KY	KY	10,000	7,500	22	29,705	4	15,500	3	7,567
AUDIBLE	2021	KY	KY	22,500	22,500	0	-	34	103,735	17	104,294
BERNARDINI	2008	DEAD	KY	-	35,000	44	82,250	6	59,000	15	140,400
BLAME	2012	KY	KY	20,000	30,000	39	124,103	3	98,333	6	90,000
BOLT D'ORO	2020	KY	KY	20,000	15,000	96	156,297	13	106,308	11	39,091
CAIRO PRINCE	2016	KY	KY	15,000	15,000	69	45,152	5	62,000	6	34,500
CANDY RIDE	2006	KY	KY	75,000	75,000	53	195,189	5	192,000	4	148,000
CARAVAGGIO	2019	KY	IRE	35,000	25,000	33	65,470	10	52,433	8	62,375
CARPE DIEM	2017	LA	KY	-	7,500	25	23,920	2	9,100	0	-
CATALINA CRUISER	2021	KY	KY	15,000	15,000	0	-	25	73,920	14	25,143
CENTRAL BANKER	2016	NY	NY	-	6,000	27	24,556	7	6,886	10	6,350
CITY OF LIGHT	2020	KY	KY	60,000	40,000	65	341,077	10	192,500	25	182,760
CLASSIC EMPIRE	2019	KY	KY	17,500	17,500	41	63,902	10	26,300	9	31,667
CLOUD COMPUTING	2020	KY	KY	5,000	5,000	45	49,667	5	20,200	4	6,300
COLLECTED	2020	KY	KY	15,000	17,500	79	76,627	13	25,385	16	27,750
CONNECT	2019	KY	KY	25,000	15,000	45	59,244	11	61,818	19	37,053
CONSTITUTION	2017	KY	KY	85,000	85,000	33	91,394	15	161,333	8	478,750
CREATIVE CAUSE	2014	KY	KY	-	7,500	40	32,550	1	3,500	2	11,000
Cross Traffic	2016	KY	KY	7,500	7,500	45	31,400	0	-	1	6,000
CURLIN	2010	KY	KY	175,000	175,000	40	409,400	5	310,000	2	675,000
DIALED IN	2014	KY	KY	15,000	15,000	33	76,515	9	51,778	7	44,286
DISTORTED HUMOR	2000	RETIRED	KY	-	PVT	30	92,733	6	61,333	1	155,000
EMPIRE MAKER	2005	DEAD	KY	-	-	59	119,669	0	-	0	-
ENTICED	2021	KY	KY	5,000	7,500	0	-	18	18,944	7	9,071
EXAGGERATOR	2018	TX	KY	-	15,000	32	18,500	7	11,029	1	45,000
FLAMEAWAY	2021	KY	KY	7,500	7,500	0	-	18	31,056	7	10,143
FLATTER	2005	KY	KY	35,000	35,000	31	134,887	6	93,333	7	220,429
FREE DROP BILLY	2020	KY	KY	5,000	5,000	17	42,794	8	19,063	0	-
FROSTED	2018	KY	KY	20,000	25,000	49	58,082	6	47,333	22	84,386
GHOSTZAPPER	2007	KY	KY	75,000	85,000	44	125,568	5	142,000	10	170,000
GIRVIN	2020	FL	FL	6,000	6,000	34	35,235	2	2,850	7	9,029
GOLDENCENTS	2016	KY	KY	15,000	15,000	69	37,855	14	23,086	14	16,500
GOOD MAGIC	2020	KY	KY	30,000	30,000	93	152,118	13	100,769	13	55,385
GOOD SAMARITAN	2020	KY	KY	7,500	7,500	59	37,441	7	25,214	2	18,250
GORMLEY	2019	KY	KY	7,500	5,000	26	32,404	3	8,233	9	9,944
GUN RUNNER	2019	KY	KY	125,000	50,000	54	305,130	19	200,632	10	274,200
HARD SPUN	2009	KY	KY	35,000	35,000	65	80,354	10	66,750	15	78,733
HONOR CODE	2017	KY	KY	20,000	20,000	33	52,515	6	34,500	3	10,000
INTO MISCHIEF	2010	KY	KY	250,000	225,000	90	409,956	10	397,000	15	1,772,333
JIMMY CREED	2015	KY	KY	10,000	10,000	23	46,696	4	18,500	2	10,000
JUSTIFY	2020	KY	KY	100,000	125,000	79	350,684	8	279,180	15	343,800
KANTHAROS	2012	KY	FL	20,000	30,000	88	72,727	8	65,375	12	67,500
KARAKONTIE	2017	KY	KY	10,000	10,000	17	41,000	4	4,000	4	18,750
KITTEN'S JOY	2007	KY	KY	50,000	60,000	38	102,513	7	23,429	19	101,247
KLIMT	2019	TUR	KY	-	10,000	68	23,279	13	14,154	14	14,821
LAOBAN	2018	DEAD	NY	-	25,000	18	64,194	9	35,111	10	110,000

SIRE	FFLS	ST	OTHER ST	2022 FEE	2021 FEE	YRLG		WNLG		I/F MARES	
						# SOLD	AVG	# SOLD	AVG	# SOLD	AVG
LIAM'S MAP	2017	KY	KY	40,000	30,000	50	117,720	17	114,059	17	135,000
LOOKIN AT LUCKY	2012	KY	KY	15,000	20,000	24	35,938	3	8,167	8	74,625
LORD NELSON	2019	DEAD	KY	-	10,000	43	61,674	6	9,250	2	7,750
MACLEAN'S MUSIC	2014	KY	KY	50,000	20,000	48	118,344	7	109,429	26	92,077
MALIBU MOON	2001	DEAD	KY	-	35,000	63	80,254	7	62,500	2	31,000
MASTERY	2019	KY	KY	10,000	25,000	51	54,480	14	23,321	14	56,371
MAXIMUS MISCHIEF	2021	KY	KY	7,500	7,500	0	-	27	42,222	6	20,367
MCKINZIE	2022	KY	KY	30,000	30,000	0	-	0	-	30	120,900
MEDAGLIA D'ORO	2006	KY	KY	100,000	150,000	28	333,821	3	311,667	10	280,500
MENDELSSOHN	2020	KY	KY	35,000	35,000	100	152,010	17	92,824	6	107,500
MIDNIGHT STORM	2019	KY	KY	7,500	7,500	21	34,881	2	28,000	10	8,850
MIDSHIPMAN	2012	KY	KY	10,000	7,500	29	50,810	9	54,222	2	56,000
MITOLE	2021	KY	KY	15,000	15,000	0	-	34	86,588	21	56,476
MO TOWN	2020	KY	KY	7,500	7,500	69	59,804	16	31,563	12	23,100
MOR SPIRIT	2020	KY	KY	5,000	5,000	46	46,359	6	14,250	5	4,600
MORE THAN READY	2002	KY	KY	50,000	65,000	50	130,090	8	101,375	10	129,000
MUNNINGS	2012	KY	KY	85,000	40,000	81	132,049	27	133,926	24	190,625
NOT THIS TIME	2018	KY	KY	45,000	40,000	26	108,700	13	89,385	17	209,059
NYQUIST	2018	KY	KY	55,000	75,000	60	156,500	9	115,889	11	296,818
OMAHA BEACH	2021	KY	KY	30,000	35,000	0	-	14	135,357	16	136,313
OSCAR PERFORMANCE	2020	KY	KY	15,000	15,000	33	44,045	3	7,667	8	24,463
OUTWORK	2018	KY	KY	10,000	15,000	37	30,635	20	12,045	16	18,094
PALACE MALICE	2017	KY	KY	12,500	20,000	18	24,639	9	9,778	3	12,667
PRACTICAL JOKE	2019	KY	KY	35,000	22,500	81	162,407	22	87,545	26	61,577
QUALITY ROAD	2012	KY	KY	150,000	150,000	44	472,068	4	466,250	10	709,500
RANSOM THE MOON	2020	KY	KY	-	7,500	30	40,467	0	-	3	15,667
RUNHAPPY	2018	KY	KY	12,500	10,000	34	53,706	8	44,875	2	16,000
SHARP AZTECA	2020	KY	KY	5,000	6,500	61	37,689	1	10,000	0	-
SPEIGHTSTER	2018	KY	KY	7,500	10,000	38	26,908	11	10,173	5	4,800
SPEIGHTSTOWN	2006	KY	KY	90,000	90,000	41	212,073	3	243,333	4	216,250
SPUN TO RUN	2022	KY	KY	10,000	12,500	0	-	0	-	28	20,946
STREET BOSS	2010	KY	KY	15,000	15,000	20	42,100	7	38,714	8	44,250
STREET SENSE	2009	KY	KY	75,000	60,000	54	208,500	4	112,500	6	145,833
SUPER SAVER	2012	TUR	KY	-	-	32	36,563	0	-	0	-
TAPIT	2006	KY	KY	185,000	185,000	33	356,212	0	-	3	1,325,000
TAPITURE	2017	KY	KY	10,000	10,000	21	34,548	7	23,286	10	14,850
TAPWRIT	2020	KY	KY	10,000	10,000	73	50,130	13	35,654	22	33,295
THE FACTOR	2014	KY	KY	17,500	17,500	19	33,247	8	27,875	12	23,583
TIZNOW	2003	RETIRE	KY	-	-	30	44,867	2	12,750	0	-
TWIRLING CANDY	2013	KY	KY	60,000	40,000	52	129,750	11	105,818	18	168,500
UNCLE MO	2013	KY	KY	160,000	175,000	81	274,185	13	214,615	13	615,000
UNIFIED	2019	KY	KY	10,000	10,000	39	66,846	6	33,167	21	25,881
UNION JACKSON	2019	NY	NY	-	2,500	11	21,773	6	5,283	10	3,770
UNION RAGS	2014	KY	KY	30,000	30,000	60	88,042	5	101,400	19	85,211
VINO ROSSO	2021	KY	KY	20,000	25,000	0	-	32	93,969	16	54,625
VIOLENCE	2015	KY	KY	25,000	25,000	60	116,625	9	80,556	8	43,375
WAR FRONT	2008	KY	KY	100,000	150,000	22	331,591	2	227,500	2	322,500
WAR OF WILL	2022	KY	KY	25,000	25,000	0	-	0	-	25	102,800
WEST COAST	2020	KY	KY	15,000	20,000	67	66,358	8	31,875	20	24,100
YOSHIDA	2021	KY	KY	12,500	15,000	0	-	13	41,231	13	20,808

[For a complete summary list of all NA sires please click here](#)

EUROPEAN SALES RESULTS SUMMARY- 109 SIRES WITH 25+ SOLD (ALL SECTORS)

SIRE	FFLS	ST	OTHER ST	2022 FEE	2021 FEE	YRLG		WNLG		I/F MARES	
						# SOLD	AVG	# SOLD	AVG	# SOLD	AVG
ACCLAMATION-GB	2005	IRE	IRE	27,500	27,500	40	73,538	16	58,732	4	42,226
ACLAIM	2019	ENG	ENG	6,000	9,500	26	22,042	5	8,156	2	8,728
ADAAY	2018	ITY	ENG	4,500	5,000	26	16,220	11	9,554	1	25,137
ADVERTISE	2021	ENG	ENG	25,000	25,000	0	-	20	61,901	7	34,169
AL WUKAIR	2019	FR	FR	8,000	6,000	31	24,887	2	3,955	11	10,940
ALMANZOR	2019	FR	FR	30,000	30,000	41	99,439	10	51,917	10	87,117
ANODIN	2016	FR	FR	-	7,000	28	20,732	0	-	2	3,673
ARDAD	2019	ENG	ENG	-	4,000	31	53,677	11	44,293	11	25,403
AUSTRALIA	2016	IRE	IRE	35,000	25,000	69	85,377	11	29,109	8	80,963
AWTAAD	2018	IRE	IRE	5,000	10,000	33	27,250	12	28,172	5	45,953
BATED BREATH	2014	ENG	ENG	15,000	12,500	30	36,752	18	53,958	17	108,984
BELARDO	2018	IRE	IRE	9,000	10,000	29	28,143	15	9,637	19	20,137
BIRCHWOOD	2019	FR	FR	-	5,000	22	9,000	1	5,650	12	6,225
BLUE POINT	2021	IRE	IRE	40,000	40,000	0	-	18	110,731	20	119,255
BORN TO SEA	2014	FR	IRE	-	4,500	17	11,853	4	3,390	5	8,588
BRAZEN BEAU	2017	AUS	ENG	-	-	27	13,488	0	-	0	-
BUNGLE INTHEJUNGLE	2016	IRE	IRE	8,000	8,000	36	30,857	17	23,464	8	9,812
CALYX	2021	IRE	IRE	12,500	16,000	0	-	25	47,319	10	42,345
CAMACHO	2007	IRE	IRE	-	5,000	70	27,906	9	16,302	0	-
CAMELOT	2015	IRE	IRE	75,000	45,000	36	184,389	12	118,586	5	111,592
CARAVAGGIO	2019	KY	IRE	35,000	25,000	33	65,470	10	52,433	8	62,375
CHARM SPIRIT	2016	FR	ENG	-	7,000	24	15,138	0	-	5	6,780
CHURCHILL	2019	IRE	IRE	25,000	30,000	77	75,987	17	45,337	8	97,310
CLOTH OF STARS	2020	FR	FR	7,000	7,000	27	52,074	6	18,551	3	11,865
COTAI GLORY	2019	IRE	IRE	8,500	5,000	51	32,657	14	23,712	6	9,429
CRACKSMAN	2020	ENG	ENG	17,500	17,500	54	57,611	15	25,720	7	29,133
DABIRSIM	2015	FR	FR	-	12,000	33	29,394	2	18,080	7	7,829
DANDY MAN	2011	IRE	IRE	-	15,000	91	42,930	38	28,130	3	25,990
DARK ANGEL	2009	IRE	IRE	60,000	60,000	66	106,431	27	87,655	10	111,715
DRAGON PULSE	2014	IRE	IRE	2,000	2,000	31	10,167	1	3,390	3	2,825
DREAM AHEAD	2013	ENG	IRE	7,500	12,000	17	26,824	5	15,594	5	15,933
DUBAWI	2007	ENG	ENG	250,000	250,000	23	556,957	2	1,480,290	1	335,160
EL KABEIR	2019	IRE	IRE	6,000	6,000	35	31,485	10	16,442	0	-
EXCEED AND EXCEL	2006	AUS	IRE	-	-	39	62,405	20	49,876	0	-
EXPERT EYE	2020	ENG	ENG	10,000	12,500	56	43,857	12	37,444	4	24,555
FAST COMPANY	2012	DEAD	IRE	-	-	46	26,884	3	17,703	0	-
FOOTSTEPSINTHESAND	2007	IRE	IRE	12,500	12,500	40	47,474	27	26,698	5	35,267
FRANKEL	2014	ENG	ENG	200,000	175,000	28	345,536	8	521,817	6	503,904
GALILEO GOLD	2019	IRE	IRE	7,000	5,000	29	30,982	2	27,120	0	-
GALIWAY	2017	FR	FR	30,000	12,000	16	63,625	2	18,645	11	34,653
GLENEAGLES	2017	IRE	IRE	15,000	25,000	51	48,029	17	34,802	1	79,601
GOLDEN HORN	2017	ENG	ENG	10,000	20,000	25	33,760	16	29,470	6	18,695
GREGORIAN	2016	IRE	ENG	4,500	5,000	20	15,639	0	-	5	2,237
GUSTAV KLIMT	2020	IRE	IRE	4,000	4,000	27	17,463	0	-	1	4,520
GUTAIFAN	2017	FR	IRE	-	3,500	24	14,896	1	7,910	0	-
HARRY ANGEL	2020	ENG	ENG	12,500	12,500	54	48,596	13	18,453	11	25,518
HAVANA GOLD	2015	ENG	ENG	12,500	7,500	39	33,743	13	16,468	15	26,208
HAVANA GREY	2020	ENG	ENG	6,000	6,000	71	29,310	34	23,601	6	6,517
HIGHLAND REEL	2019	IRE	IRE	10,000	10,000	17	28,882	4	17,233	4	166,994
HOLY ROMAN EMPEROR	2008	IRE	IRE	10,000	12,500	40	24,987	14	17,050	4	22,008
IFFRAAJ	2008	ENG	ENG	17,500	20,000	36	41,653	11	26,027	6	36,394
INNS OF COURT	2021	IRE	IRE	5,000	5,000	0	-	31	25,673	10	8,130
INVINCIBLE ARMY	2021	IRE	IRE	7,500	7,500	0	-	25	37,872	10	38,366
INVINCIBLE SPIRIT	2004	IRE	IRE	60,000	80,000	34	116,412	17	79,806	4	177,801

SIRE	FFLS	ST	OTHER ST	2022 FEE	2021 FEE	YRLG		WNLG		I/F MARES	
						# SOLD	AVG	# SOLD	AVG	# SOLD	AVG
JAMES GARFIELD	2020	IRE	IRE	4,000	4,000	23	18,913	1	9,776	2	7,910
KESSAAR	2020	IRE	IRE	5,000	5,000	46	30,267	7	34,142	1	5,650
KINGMAN	2016	ENG	ENG	150,000	150,000	64	250,000	2	271,200	5	1,059,955
KODI BEAR	2018	IRE	IRE	15,000	6,000	24	38,458	10	38,454	11	14,989
KODIAC	2008	IRE	IRE	65,000	65,000	117	106,711	31	75,543	3	127,690
KUROSHIO	2016	IRE	AUS	-	6,000	23	13,886	2	16,289	0	-
LAND FORCE	2021	ENG	ENG	-	5,000	0	-	30	27,777	9	19,561
LE HAVRE	2011	FR	FR	40,000	40,000	47	78,489	3	44,749	9	77,704
LOPE DE VEGA	2012	IRE	IRE	125,000	125,000	89	185,307	9	190,198	7	917,854
MAGNA GRECIA	2021	IRE	IRE	17,500	18,000	0	-	28	65,953	5	38,194
MAKE BELIEVE	2017	IRE	IRE	17,500	15,000	28	28,250	21	28,410	17	31,457
MASAR	2021	ENG	ENG	14,000	14,000	0	-	18	47,560	7	26,434
MASSAAT	2020	ENG	ENG	-	4,000	27	17,648	6	14,431	1	5,586
MASTERCRAFTSMAN	2011	DEAD	IRE	-	15,000	41	41,841	10	18,901	2	209,475
MAYSON	2014	ENG	ENG	6,000	4,000	20	22,171	3	14,896	2	3,142
MEHMAS	2018	IRE	IRE	50,000	25,000	43	80,174	29	67,054	17	90,489
MUHAARAR	2017	FR	ENG	-	10,000	51	31,430	8	13,942	1	23,741
NATHANIEL	2014	ENG	ENG	15,000	15,000	30	48,933	14	33,716	4	22,693
NATIONAL DEFENSE	2019	IRE	IRE	8,000	5,000	12	11,233	11	8,891	5	8,928
NEW BAY	2018	IRE	IRE	37,500	20,000	38	71,039	21	56,395	8	95,752
NIGHT OF THUNDER	2017	IRE	ENG	75,000	75,000	37	99,417	19	141,641	18	188,736
NO NAY NEVER	2016	IRE	IRE	125,000	125,000	60	197,917	5	131,663	8	248,421
OASIS DREAM	2005	ENG	ENG	20,000	20,000	56	81,545	15	65,224	10	178,815
PHOENIX OF SPAIN	2021	IRE	IRE	12,000	12,500	0	-	36	34,496	9	22,412
PROFITABLE	2019	IRE	IRE	12,500	10,000	64	47,121	36	21,846	11	15,666
RECOLETOS	2020	FR	FR	-	6,500	18	19,250	2	6,498	5	17,402
RECORDER	2019	FR	FR	-	4,000	15	22,500	6	2,674	4	7,345
RIBCHESTER	2019	IRE	IRE	12,500	17,500	53	49,394	27	13,340	12	29,335
ROARING LION	2020	DEAD	ENG	-	-	45	77,800	0	-	0	-
SAXON WARRIOR	2020	IRE	IRE	20,000	20,000	52	88,442	17	66,373	10	44,318
SEA THE MOON	2016	ENG	ENG	25,000	22,500	46	68,913	16	65,813	16	78,815
SEA THE STARS	2011	IRE	IRE	150,000	150,000	73	198,733	20	240,835	5	364,087
SEAHENGE	2020	FR	FR	-	4,000	25	19,320	2	13,560	1	3,955
SHALAA	2018	AUS	FR	-	15,000	55	33,682	5	5,650	1	9,040
SHOWCASING	2012	ENG	ENG	45,000	45,000	79	93,474	32	75,752	13	128,424
SIOUX NATION	2020	IRE	IRE	10,000	10,000	86	40,024	11	30,257	2	12,995
SIYOUNI	2012	FR	FR	140,000	140,000	38	210,526	1	195,510	8	493,068
SOLDIER'S CALL	2021	IRE	IRE	-	7,500	0	-	32	28,066	2	3,390
STARSPANGLED BANNER	2012	IRE	IRE	35,000	22,500	73	67,349	18	79,760	10	63,657
TAMAYUZ	2010	IRE	IRE	7,000	8,000	24	38,483	8	22,527	9	55,102
TASLEET	2020	ENG	ENG	5,000	5,000	45	27,314	10	17,185	2	18,504
TEN SOVEREIGNS	2021	IRE	IRE	17,500	20,000	0	-	29	67,355	7	35,733
TEOFILO	2009	IRE	IRE	30,000	30,000	23	81,565	10	57,515	11	128,133
TERRITORIES	2018	ENG	IRE	10,000	10,000	36	33,143	15	27,327	15	13,909
THE GREY GATSBY	2019	FR	FR	-	7,000	15	20,933	7	10,654	12	6,968
TIME TEST	2019	ENG	ENG	15,000	8,500	24	47,417	27	45,569	23	33,853
TWILIGHT SON	2018	ENG	ENG	7,000	5,000	24	31,792	16	24,356	6	27,729
U S NAVY FLAG	2020	IRE	IRE	12,500	12,500	41	63,451	18	28,447	3	15,362
ULYSSES	2019	ENG	ENG	10,000	10,000	22	54,559	18	34,918	15	37,966
WALDGEIST	2021	IRE	IRE	15,000	17,500	0	-	17	60,536	13	66,331
WOOTTON BASSETT	2013	IRE	FR	150,000	100,000	43	157,442	8	160,618	10	474,491
ZARAK	2019	FR	FR	25,000	12,000	17	56,882	6	46,325	13	59,340
ZOFFANY	2013	DEAD	IRE	-	20,000	91	49,848	23	27,773	0	-
ZOUSTAR	2020	AUS	ENG	25,000	25,000	66	75,174	16	57,915	6	73,316

[For a complete summary list of all EU sires please click here](#)

NORTH AMERICAN SIRES OF YEARLINGS - TOP 50 SIRES BY AVERAGE

Thru December 17, 2021- Fasig-Tipton July, Saratoga, NY-Bred, Mid-Atlantic, and October; Goffs Orby, Sportsmans, & Autumn, Goffs UK Premier & Silver; Arqana August & October; Keeneland September; Tatts Ire, Somerville, October 1-4, December; Osarus; OBS October

SIRE NAME	YOB	HIS SIRE	FFLS	ST	2022 FEE	2019 FEE	# CAT	# RING	# SOLD	US\$ AVG
QUALITY ROAD	2006	ELUSIVE QUALITY	2012	KY	150,000	150,000	73	58	44	472,068
INTO MISCHIEF	2005	HARLAN'S HOLIDAY	2010	KY	250,000	150,000	138	109	90	409,956
CURLIN	2004	SMART STRIKE	2010	KY	175,000	175,000	71	54	40	409,400
TAPIT	2001	PULPIT	2006	KY	185,000	225,000	57	39	33	356,212
JUSTIFY	2015	SCAT DADDY	2020	KY	100,000	150,000	131	104	79	350,684
CITY OF LIGHT	2014	QUALITY ROAD	2020	KY	60,000	35,000	83	73	65	341,077
MEDAGLIA D'ORO	1999	EL PRADO	2006	KY	100,000	200,000	56	43	28	333,821
WAR FRONT	2002	DANZIG	2008	KY	100,000	250,000	34	29	22	331,591
GUN RUNNER	2013	CANDY RIDE	2019	KY	125,000	70,000	89	65	54	305,130
UNCLE MO	2008	INDIAN CHARLIE	2013	KY	160,000	125,000	137	106	81	274,185
SPEIGHTSTOWN	1998	GONE WEST	2006	KY	90,000	80,000	65	52	41	212,073
STREET SENSE	2004	STREET CRY	2009	KY	75,000	50,000	80	65	54	208,500
CANDY RIDE	1999	RIDE THE RAILS	2006	KY	75,000	80,000	86	72	53	195,189
AMERICAN PHAROAH	2012	PIONEEROF THE NILE	2017	KY	80,000	110,000	81	70	50	192,930
PRACTICAL JOKE	2014	INTO MISCHIEF	2019	KY	35,000	30,000	107	88	81	162,407
PIONEEROF THE NILE	2006	EMPIRE MAKER	2011	DEAD	-	110,000	32	29	24	160,917
NYQUIST	2013	UNCLE MO	2018	KY	55,000	40,000	90	77	60	156,500
BOLT D'ORO	2015	MEDAGLIA D'ORO	2020	KY	20,000	25,000	137	113	96	156,297
GOOD MAGIC	2015	CURLIN	2020	KY	30,000	35,000	124	109	93	152,118
MENDELSSOHN	2015	SCAT DADDY	2020	KY	35,000	35,000	152	125	100	152,010
ARROGATE	2013	UNBRIDLED'S SONG	2019	DEAD	-	75,000	80	63	49	145,224
FLATTER	1999	A.P. INDY	2005	KY	35,000	40,000	40	37	31	134,887
MUNNINGS	2006	SPEIGHTSTOWN	2012	KY	85,000	20,000	115	96	81	132,049
MORE THAN READY	1997	SOUTHERN HALO	2002	KY	50,000	80,000	76	70	50	130,090
TWIRLING CANDY	2007	CANDY RIDE	2013	KY	60,000	25,000	80	61	52	129,750
GHOSTZAPPER	2000	AWESOME AGAIN	2007	KY	75,000	85,000	67	53	44	125,568
BLAME	2006	ARCH	2012	KY	20,000	30,000	55	45	39	124,103
EMPIRE MAKER	2000	UNBRIDLED	2005	DEAD	-	85,000	91	73	59	119,669
MACLEAN'S MUSIC	2008	DISTORTED HUMOR	2014	KY	50,000	25,000	66	51	48	118,344
LIAM'S MAP	2011	UNBRIDLED'S SONG	2017	KY	40,000	20,000	62	58	50	117,720
VIOLENCE	2010	MEDAGLIA D'ORO	2015	KY	25,000	40,000	79	72	60	116,625
WE MISS ARTIE	2011	ARTIE SCHILLER	2017	NM	-	5,000	1	1	1	110,000
NOT THIS TIME	2014	GIANT'S CAUSEWAY	2018	KY	45,000	15,000	39	34	26	108,700
KITTEN'S JOY	2001	EL PRADO	2007	KY	50,000	75,000	64	53	38	102,513
ARMY MULE	2014	FRIESAN FIRE	2020	KY	7,500	10,000	79	71	59	95,441
DISTORTED HUMOR	1993	FORTY NINER	2000	RETIRED	-	50,000	45	36	30	92,733
CONSTITUTION	2011	TAPIT	2017	KY	85,000	15,000	49	42	33	91,394
UNION RAGS	2009	DIXIE UNION	2014	KY	30,000	60,000	95	80	60	88,042
BERNARDINI	2003	A.P. INDY	2008	DEAD	-	50,000	62	53	44	82,250
HARD SPUN	2004	DANZIG	2009	KY	35,000	40,000	96	84	65	80,354
MALIBU MOON	1997	A.P. INDY	2001	DEAD	-	75,000	87	75	63	80,254
COLLECTED	2013	CITY ZIP	2020	KY	15,000	17,500	107	97	79	76,627
DIALED IN	2008	MINESHAFT	2014	KY	15,000	25,000	40	35	33	76,515
ACCELERATE	2013	LOOKIN AT LUCKY	2020	KY	15,000	20,000	99	86	69	73,858
DAREDEVIL	2012	MORE THAN READY	2017	KY	25,000	7,500	7	5	4	73,750
KANTHAROS	2008	LION HEART	2012	KY	20,000	20,000	109	96	88	72,727
SILENT NAME	2002	SUNDAY SILENCE	2009	ON	-	10,000	5	5	5	69,000
UNIFIED	2013	CANDY RIDE	2019	KY	10,000	10,000	48	40	39	66,846
WEST COAST	2014	FLATTER	2020	KY	15,000	35,000	94	82	67	66,358
ENGLISH CHANNEL	2002	SMART STRIKE	2009	DEAD	-	30,000	21	15	14	65,143

[For a complete roster of all 260 NA sires with yearlings sold at 2021 sales, please click here](#)

NORTH AMERICAN SIRES OF WEANLINGS - TOP 50 SIRES BY AVERAGE

Thru December 17, 2021- Fasig-Tipton November, Saratoga & Midatlantic Mixed; Keeneland November; Arqana December; Goffs November; Tattersalls December

SIRE NAME	YOB	HIS SIRE	FFLS	ST	2022 FEE	2020 FEE	# CAT	# RING	# SOLD	US\$ AVG
QUALITY ROAD	2006	ELUSIVE QUALITY	2012	KY	150,000	200,000	9	5	4	466,250
INTO MISCHIEF	2005	HARLAN'S HOLIDAY	2010	KY	250,000	175,000	14	10	10	397,000
MEDAGLIA D'ORO	1999	EL PRADO	2006	KY	100,000	200,000	5	3	3	311,667
CURLIN	2004	SMART STRIKE	2010	KY	175,000	175,000	5	5	5	310,000
JUSTIFY	2015	SCAT DADDY	2020	KY	100,000	150,000	16	10	8	279,180
SPEIGHTSTOWN	1998	GONE WEST	2006	KY	90,000	70,000	8	3	3	243,333
WAR FRONT	2002	DANZIG	2008	KY	100,000	250,000	5	2	2	227,500
UNCLE MO	2008	INDIAN CHARLIE	2013	KY	160,000	125,000	26	16	13	214,615
GUN RUNNER	2013	CANDY RIDE	2019	KY	125,000	70,000	31	19	19	200,632
AMERICAN PHAROAH	2012	PIONEEROF THE NILE	2017	KY	80,000	175,000	12	4	3	196,667
CITY OF LIGHT	2014	QUALITY ROAD	2020	KY	60,000	40,000	19	11	10	192,500
CANDY RIDE	1999	RIDE THE RAILS	2006	KY	75,000	100,000	8	6	5	192,000
CONSTITUTION	2011	TAPIT	2017	KY	85,000	40,000	28	20	15	161,333
GHOSTZAPPER	2000	AWESOME AGAIN	2007	KY	75,000	85,000	15	8	5	142,000
OMAHA BEACH	2016	WAR FRONT	2021	KY	30,000	45,000	28	17	14	135,357
MUNNINGS	2006	SPEIGHTSTOWN	2012	KY	85,000	30,000	43	30	27	133,926
NYQUIST	2013	UNCLE MO	2018	KY	55,000	40,000	17	11	9	115,889
LIAM'S MAP	2011	UNBRIDLED'S SONG	2017	KY	40,000	35,000	26	19	17	114,059
STREET SENSE	2004	STREET CRY	2009	KY	75,000	75,000	10	4	4	112,500
MACLEAN'S MUSIC	2008	DISTORTED HUMOR	2014	KY	50,000	20,000	9	9	7	109,429
BOLT D'ORO	2015	MEDAGLIA D'ORO	2020	KY	20,000	25,000	25	15	13	106,308
TWIRLING CANDY	2007	CANDY RIDE	2013	KY	60,000	40,000	23	15	11	105,818
AUDIBLE	2015	INTO MISCHIEF	2021	KY	22,500	25,000	48	38	34	103,735
UNION RAGS	2009	DIXIE UNION	2014	KY	30,000	60,000	13	9	5	101,400
MORE THAN READY	1997	SOUTHERN HALO	2002	KY	50,000	80,000	20	11	8	101,375
GOOD MAGIC	2015	CURLIN	2020	KY	30,000	35,000	21	18	13	100,769
FAST ANNA	2011	MEDAGLIA D'ORO	2017	DEAD	-	10,000	3	3	2	100,000
BLAME	2006	ARCH	2012	KY	20,000	35,000	5	5	3	98,333
VINO ROSSO	2015	CURLIN	2021	KY	20,000	30,000	52	42	32	93,969
FLATTER	1999	A.P. INDY	2005	KY	35,000	40,000	10	6	6	93,333
MENDELSSOHN	2015	SCAT DADDY	2020	KY	35,000	35,000	26	20	17	92,824
NOT THIS TIME	2014	GIANT'S CAUSEWAY	2018	KY	45,000	12,500	21	16	13	89,385
PRACTICAL JOKE	2014	INTO MISCHIEF	2019	KY	35,000	25,000	37	23	22	87,545
MITOLE	2015	ESKENDEREYA	2021	KY	15,000	25,000	46	40	34	86,588
VIOLENCE	2010	MEDAGLIA D'ORO	2015	KY	25,000	25,000	16	10	9	80,556
CATALINA CRUISER	2014	UNION RAGS	2021	KY	15,000	20,000	45	31	25	73,920
CATHOLIC BOY	2015	MORE THAN READY	2021	KY	20,000	25,000	24	15	12	72,000
HARD SPUN	2004	DANZIG	2009	KY	35,000	40,000	17	11	10	66,750
KANTHAROS	2008	LION HEART	2012	KY	20,000	30,000	16	11	8	65,375
ARROGATE	2013	UNBRIDLED'S SONG	2019	DEAD	-	50,000	12	5	4	63,750
MALIBU MOON	1997	A.P. INDY	2001	DEAD	-	60,000	12	9	7	62,500
CAIRO PRINCE	2011	PIONEEROF THE NILE	2016	KY	15,000	25,000	7	6	5	62,000
CONNECT	2013	CURLIN	2019	KY	25,000	20,000	16	12	11	61,818
DISTORTED HUMOR	1993	FORTY NINER	2000	RETIRED	-	50,000	7	6	6	61,333
SIR PRANCEALOT	2010	TAMAYUZ	2014	CA	-	15,000	2	2	1	60,000
BERNARDINI	2003	A.P. INDY	2008	DEAD	-	40,000	9	8	6	59,000
WE MISS ARTIE	2011	ARTIE SCHILLER	2017	NM	-	5,000	2	2	1	55,000
MIDSHIPMAN	2006	UNBRIDLED'S SONG	2012	KY	10,000	8,500	12	10	9	54,222
CARAVAGGIO	2014	SCAT DADDY	2019	KY	35,000	40,000	16	13	10	52,433
DIALED IN	2008	MINESHAFT	2014	KY	15,000	20,000	10	9	9	51,778

[For a complete roster of all 197 NA sires with weanlings sold at 2021 sales, please click here](#)

NORTH AMERICAN SIRES OF IN-FOAL MARES - TOP 50 SIRES BY AVERAGE

Thru December 17, 2021- Fasig-Tipton November, Saratoga & Midatlantic Mixed; Keeneland November; Arqana December; Goffs November; Tattersalls December

SIRE NAME	YOB	HIS SIRE	FFLS	ST	2022 FEE	2021 FEE	# CAT	# RING	# SOLD	US\$ AVG
INTO MISCHIEF	2005	HARLAN'S HOLIDAY	2010	KY	250,000	225,000	23	18	15	1,772,333
TAPIT	2001	PULPIT	2006	KY	185,000	185,000	5	5	3	1,325,000
QUALITY ROAD	2006	ELUSIVE QUALITY	2012	KY	150,000	150,000	14	13	10	709,500
CURLIN	2004	SMART STRIKE	2010	KY	175,000	175,000	5	3	2	675,000
UNCLE MO	2008	INDIAN CHARLIE	2013	KY	160,000	175,000	19	16	13	615,000
CONSTITUTION	2011	TAPIT	2017	KY	85,000	85,000	12	8	8	478,750
AUTHENTIC	2017	INTO MISCHIEF	2022	KY	70,000	75,000	32	26	23	398,043
GRAZEN	2006	BENCHMARK	2011	CA	-	-	1	1	1	350,000
JUSTIFY	2015	SCAT DADDY	2020	KY	100,000	125,000	20	17	15	343,800
WAR FRONT	2002	DANZIG	2008	KY	100,000	150,000	5	2	2	322,500
NYQUIST	2013	UNCLE MO	2018	KY	55,000	75,000	17	12	11	296,818
MEDAGLIA D'ORO	1999	EL PRADO	2006	KY	100,000	150,000	12	11	10	280,500
GUN RUNNER	2013	CANDY RIDE	2019	KY	125,000	50,000	17	11	10	274,200
AMERICAN PHAROAH	2012	PIONEEROF THE NILE	2017	KY	80,000	100,000	25	21	15	222,701
FLATTER	1999	A.P. INDY	2005	KY	35,000	35,000	8	7	7	220,429
SPEIGHTSTOWN	1998	GONE WEST	2006	KY	90,000	90,000	5	5	4	216,250
NOT THIS TIME	2014	GIANT'S CAUSEWAY	2018	KY	45,000	40,000	21	17	17	209,059
IMPROBABLE	2016	CITY ZIP	2022	KY	35,000	40,000	23	19	16	196,313
MUNNINGS	2006	SPEIGHTSTOWN	2012	KY	85,000	40,000	34	29	24	190,625
CITY OF LIGHT	2014	QUALITY ROAD	2020	KY	60,000	40,000	28	26	25	182,760
GHOSTZAPPER	2000	AWESOME AGAIN	2007	KY	75,000	85,000	15	12	10	170,000
TWIRLING CANDY	2007	CANDY RIDE	2013	KY	60,000	40,000	21	19	18	168,500
DISTORTED HUMOR	1993	FORTY NINER	2000	RETIRED	-	PVT	3	1	1	155,000
GAME WINNER	2016	CANDY RIDE	2022	KY	30,000	30,000	24	20	17	148,529
CANDY RIDE	1999	RIDE THE RAILS	2006	KY	75,000	75,000	5	4	4	148,000
STREET SENSE	2004	STREET CRY	2009	KY	75,000	60,000	13	9	6	145,833
BERNARDINI	2003	A.P. INDY	2008	DEAD	-	35,000	18	16	15	140,400
OMAHA BEACH	2016	WAR FRONT	2021	KY	30,000	35,000	27	18	16	136,313
LIAM'S MAP	2011	UNBRIDLED'S SONG	2017	KY	40,000	30,000	26	20	17	135,000
TIZ THE LAW	2017	CONSTITUTION	2022	KY	35,000	40,000	19	18	15	133,333
MORE THAN READY	1997	SOUTHERN HALO	2002	KY	50,000	65,000	12	11	10	129,000
MCKINZIE	2015	STREET SENSE	2022	KY	30,000	30,000	43	33	30	120,900
LAOBAN	2013	UNCLE MO	2018	DEAD	-	25,000	18	11	10	110,000
MENDELSSOHN	2015	SCAT DADDY	2020	KY	35,000	35,000	12	7	6	107,500
AUDIBLE	2015	INTO MISCHIEF	2021	KY	22,500	22,500	22	20	17	104,294
WAR OF WILL	2016	WAR FRONT	2022	KY	25,000	25,000	35	31	25	102,800
KITTEN'S JOY	2001	EL PRADO	2007	KY	50,000	60,000	21	20	19	101,247
VOLATILE	2016	VIOLENCE	2022	KY	15,000	17,500	22	17	16	92,250
MACLEAN'S MUSIC	2008	DISTORTED HUMOR	2014	KY	50,000	20,000	36	32	26	92,077
BLAME	2006	ARCH	2012	KY	20,000	30,000	8	8	6	90,000
UNION RAGS	2009	DIXIE UNION	2014	KY	30,000	30,000	25	22	19	85,211
FROSTED	2012	TAPIT	2018	KY	20,000	25,000	27	24	22	84,386
HARD SPUN	2004	DANZIG	2009	KY	35,000	35,000	21	17	15	78,733
LOOKIN AT LUCKY	2007	SMART STRIKE	2012	KY	15,000	20,000	8	8	8	74,625
VEKOMA	2017	CANDY RIDE	2022	KY	17,500	20,000	24	20	18	69,833
KANTHAROS	2008	LION HEART	2012	KY	20,000	30,000	13	13	12	67,500
CARAVAGGIO	2014	SCAT DADDY	2019	KY	35,000	25,000	11	9	8	62,375
PRACTICAL JOKE	2014	INTO MISCHIEF	2019	KY	35,000	22,500	40	34	26	61,577
MITOLE	2015	ESKENDEREYA	2021	KY	15,000	15,000	25	24	21	56,476
MASTERY	2014	CANDY RIDE	2019	KY	10,000	25,000	19	17	14	56,371

For a complete roster of all 209 NA sires with in-foal mares sold at 2021 sales, please [click here](#)

EUROPEAN SIRES OF YEARLINGS - TOP 50 SIRES BY AVERAGE

Thru December 17, 2021- Fasig-Tipton July, Saratoga, NY-Bred, Mid-Atlantic, and October; Goffs Orby, Sportsmans, & Autumn, Goffs UK Premier & Silver; Arqana August & October; Keeneland September; Tatts Ire, Somerville, October 1-4, December; Osarus; OBS October

SIRE NAME	YOB	HIS SIRE	FFLS	ST	2022 FEE	2019 FEE	# CAT	# RING	# SOLD	US\$ AVG
DUBAWI	2002	DUBAI MILLENNIUM	2007	ENG	250,000	250,000	30	27	23	556,957
GALILEO	1998	SADLER'S WELLS	2003	DEAD	-	PVT	29	24	24	489,250
FRANKEL	2008	GALILEO	2014	ENG	200,000	175,000	43	36	28	345,536
KINGMAN	2011	INVINCIBLE SPIRIT	2016	ENG	150,000	75,000	94	83	64	250,000
SIYOUNI	2007	PIVOTAL	2012	FR	140,000	100,000	54	49	38	210,526
SEA THE STARS	2006	CAPE CROSS	2011	IRE	150,000	135,000	95	82	73	198,733
NO NAY NEVER	2011	SCAT DADDY	2016	IRE	125,000	100,000	78	71	60	197,917
LOPE DE VEGA	2007	SHAMARDAL	2012	IRE	125,000	80,000	103	100	89	185,307
CAMELOT	2009	MONTJEU	2015	IRE	75,000	40,000	47	44	36	184,389
SHAMARDAL	2002	GIANT'S CAUSEWAY	2007	DEAD	-	PVT	13	11	7	184,286
WOOTTON BASSETT	2008	IFFRAAJ	2013	IRE	150,000	40,000	52	46	43	157,442
INVINCIBLE SPIRIT	1997	GREEN DESERT	2004	IRE	60,000	120,000	51	43	34	116,412
KODIAC	2001	DANEHILL	2008	IRE	65,000	65,000	137	128	117	106,711
DARK ANGEL	2005	ACCLAMATION	2009	IRE	60,000	85,000	94	83	66	106,431
ALMANZOR	2013	WOOTTON BASSETT	2019	FR	30,000	35,000	52	48	41	99,439
NIGHT OF THUNDER	2011	DUBAWI	2017	IRE	75,000	15,000	49	44	37	99,417
SHOWCASING	2007	OASIS DREAM	2012	ENG	45,000	55,000	95	88	79	93,474
FARHH	2008	PIVOTAL	2015	ENG	PVT	10,000	14	13	13	90,231
SAXON WARRIOR	2015	DEEP IMPACT	2020	IRE	20,000	30,000	67	63	52	88,442
AUSTRALIA	2011	GALILEO	2016	IRE	35,000	35,000	87	79	69	85,377
ADLERFLUG	2004	IN THE WINGS	2011	DEAD	-	15,000	1	1	1	85,000
TEOFILO	2004	GALILEO	2009	IRE	30,000	40,000	29	27	23	81,565
OASIS DREAM	2000	GREEN DESERT	2005	ENG	20,000	30,000	65	63	56	81,545
MEHMAS	2014	ACCLAMATION	2018	IRE	50,000	10,000	50	46	43	80,174
LE HAVRE	2006	NOVERRE	2011	FR	40,000	45,000	57	48	47	78,489
ROARING LION	2015	KITTEN'S JOY	2020	DEAD	-	40,000	55	50	45	77,800
CHURCHILL	2014	GALILEO	2019	IRE	25,000	35,000	97	95	77	75,987
ZOUSTAR	2010	NORTHERN METEOR	2020	AUS	25,000	25,000	80	72	66	75,174
ACCLAMATION-GB	1999	ROYAL APPLAUSE	2005	IRE	27,500	27,500	47	45	40	73,538
NEW BAY	2012	DUBAWI	2018	IRE	37,500	15,000	47	43	38	71,039
SEA THE MOON	2011	SEA THE STARS	2016	ENG	25,000	15,000	57	50	46	68,913
STARSPANGLED BANNER	2006	CHOISIR	2012	IRE	35,000	17,500	90	83	73	67,349
FASTNET ROCK	2001	DANEHILL	2011	AUS	-	70,000	12	10	7	66,857
CARAVAGGIO	2014	SCAT DADDY	2019	KY	35,000	35,000	40	39	33	65,470
GOKEN	2012	KENDARGENT	2018	FR	10,000	3,000	2	2	1	65,000
GALIWAY	2011	GALILEO	2017	FR	30,000	3,000	20	18	16	63,625
U S NAVY FLAG	2015	WAR FRONT	2020	IRE	12,500	25,000	45	43	41	63,451
EXCEED AND EXCEL	2000	DANEHILL	2006	AUS	-	50,000	43	43	39	62,405
CRACKSMAN	2014	FRANKEL	2020	ENG	17,500	25,000	73	67	54	57,611
ZARAK	2013	DUBAWI	2019	FR	25,000	12,000	27	24	17	56,882
TORONADO	2010	HIGH CHAPARRAL	2016	FR	8,000	12,000	13	12	11	55,727
ULYSSES	2013	GALILEO	2019	ENG	10,000	17,500	31	26	22	54,559
MOTIVATOR	2002	MONTJEU	2007	FR	-	7,000	6	6	6	54,167
ARDAD	2014	KODIAC	2019	ENG	-	6,500	33	31	31	53,677
CLOTH OF STARS	2013	SEA THE STARS	2020	FR	7,000	7,500	37	33	27	52,074
ZELZAL	2013	SEA THE STARS	2019	FR	15,000	8,000	23	19	16	51,438
ZOFFANY	2008	DANSILI	2013	DEAD	-	25,000	114	110	91	49,848
RIBCHESTER	2013	IFFRAAJ	2019	IRE	12,500	25,000	65	63	53	49,394
NATHANIEL	2008	GALILEO	2014	ENG	15,000	25,000	38	35	30	48,933
SIXTIES ICON	2003	GALILEO	2010	ENG	-	6,000	3	3	2	48,750

[For a complete roster of all 218 EU sires with yearlings sold at 2021 sales, please click here](#)

EUROPEAN SIRES OF WEANLINGS - TOP 50 SIRES BY AVERAGE

Thru December 17, 2021- Fasig-Tipton November, Saratoga & Midatlantic Mixed; Keeneland November; Arqana December; Goffs November; Tattersalls December

SIRE NAME	YOB	HIS SIRE	FFLS	ST	2022 FEE	2020 FEE	# CAT	# RING	# SOLD	US\$ AVG
DUBAWI	2002	DUBAI MILLENNIUM	2007	ENG	250,000	250,000	4	2	2	1,480,290
FRANKEL	2008	GALILEO	2014	ENG	200,000	175,000	12	10	8	521,817
KINGMAN	2011	INVINCIBLE SPIRIT	2016	ENG	150,000	150,000	5	2	2	271,200
SEA THE STARS	2006	CAPE CROSS	2011	IRE	150,000	150,000	29	22	20	240,835
SIYOUNI	2007	PIVOTAL	2012	FR	140,000	100,000	9	4	1	195,510
LOPE DE VEGA	2007	SHAMARDAL	2012	IRE	125,000	100,000	14	11	9	190,198
WOOTTON BASSETT	2008	IFFRAAJ	2013	IRE	150,000	40,000	17	14	8	160,618
ADLERFLUG	2004	IN THE WINGS	2011	DEAD	-	10,000	1	1	1	152,550
TOO DARN HOT	2016	DUBAWI	2021	ENG	45,000	50,000	16	16	11	147,653
NIGHT OF THUNDER	2011	DUBAWI	2017	IRE	75,000	25,000	23	20	19	141,641
NO NAY NEVER	2011	SCAT DADDY	2016	IRE	125,000	150,000	9	5	5	131,663
CAMELOT	2009	MONTJEU	2015	IRE	75,000	40,000	14	12	12	118,586
BLUE POINT	2014	SHAMARDAL	2021	IRE	40,000	45,000	26	21	18	110,731
DARK ANGEL	2005	ACCLAMATION	2009	IRE	60,000	85,000	41	30	27	87,655
INVINCIBLE SPIRIT	1997	GREEN DESERT	2004	IRE	60,000	100,000	27	21	17	79,806
STARSPANGLED BANNER	2006	CHOISIR	2012	IRE	35,000	22,500	29	25	18	79,760
SHOWCASING	2007	OASIS DREAM	2012	ENG	45,000	55,000	45	40	32	75,752
KODIAC	2001	DANEHILL	2008	IRE	65,000	65,000	37	34	31	75,543
TEN SOVEREIGNS	2016	NO NAY NEVER	2021	IRE	17,500	25,000	36	32	29	67,355
MEHMAS	2014	ACCLAMATION	2018	IRE	50,000	7,500	40	32	29	67,054
SAXON WARRIOR	2015	DEEP IMPACT	2020	IRE	20,000	27,500	27	21	17	66,373
MAGNA GRECIA	2016	INVINCIBLE SPIRIT	2021	IRE	17,500	22,500	41	38	28	65,953
SEA THE MOON	2011	SEA THE STARS	2016	ENG	25,000	15,000	20	16	16	65,813
OASIS DREAM	2000	GREEN DESERT	2005	ENG	20,000	25,000	17	16	15	65,224
ADVERTISE	2016	SHOWCASING	2021	ENG	25,000	25,000	25	23	20	61,901
WALDGEIST	2014	GALILEO	2021	IRE	15,000	17,500	22	18	17	60,536
ACCLAMATION-GB	1999	ROYAL APPLAUSE	2005	IRE	27,500	35,000	20	18	16	58,732
ZOUSTAR	2010	NORTHERN METEOR	2020	AUS	25,000	30,000	22	20	16	57,915
TEOFILO	2004	GALILEO	2009	IRE	30,000	40,000	14	13	10	57,515
DSCHINGIS SECRET	2013	SOLDIER HOLLOW	2020	FR	-	5,000	1	1	1	56,500
NEW BAY	2012	DUBAWI	2018	IRE	37,500	15,000	30	24	21	56,395
BATED BREATH	2007	DANSILI	2014	ENG	15,000	12,500	26	21	18	53,958
ALMANZOR	2013	WOOTTON BASSETT	2019	FR	30,000	35,000	14	13	10	51,917
EXCEED AND EXCEL	2000	DANEHILL	2006	AUS	-	40,000	24	23	20	49,876
MASAR	2015	NEW APPROACH	2021	ENG	14,000	15,000	30	26	18	47,560
CALYX	2016	KINGMAN	2021	IRE	12,500	22,500	42	33	25	47,319
PRINCE OF LIR	2014	KODIAC	2018	IRE	-	4,000	3	2	2	46,895
ZARAK	2013	DUBAWI	2019	FR	25,000	12,000	7	6	6	46,325
TIME TEST	2012	DUBAWI	2019	ENG	15,000	8,500	30	30	27	45,569
CHURCHILL	2014	GALILEO	2019	IRE	25,000	30,000	25	19	17	45,337
LE HAVRE	2006	NOVERRE	2011	FR	40,000	50,000	8	4	3	44,749
ARDAD	2014	KODIAC	2019	ENG	-	6,500	11	11	11	44,293
NEW APPROACH	2005	GALILEO	2010	ENG	PVT	30,000	4	3	3	38,489
KODI BEAR	2012	KODIAC	2018	IRE	15,000	6,000	14	11	10	38,454
INVINCIBLE ARMY	2015	INVINCIBLE SPIRIT	2021	IRE	7,500	10,000	33	29	25	37,872
EXPERT EYE	2015	ACCLAMATION	2020	ENG	10,000	17,500	19	17	12	37,444
CABLE BAY	2011	INVINCIBLE SPIRIT	2017	ENG	-	15,000	13	12	9	35,626
FARHH	2008	PIVOTAL	2015	ENG	PVT	12,000	3	2	2	35,238
ULYSSES	2013	GALILEO	2019	ENG	10,000	15,000	21	21	18	34,918
GLENEAGLES	2012	GALILEO	2017	IRE	15,000	35,000	24	23	17	34,802

For a complete roster of all 184 EU sires with weanlings sold at 2021 sales, please [click here](#)

EUROPEAN SIRES OF IN-FOAL MARES - TOP 50 SIRES BY AVERAGE

Thru December 17, 2021- Fasig-Tipton November, Saratoga & Midatlantic Mixed; Keeneland November; Arqana December; Goffs November; Tattersalls December

SIRE NAME	YOB	HIS SIRE	FFLS	ST	2022 FEE	2021 FEE	# CAT	# RING	# SOLD	US\$ AVG
KINGMAN	2011	INVINCIBLE SPIRIT	2016	ENG	150,000	150,000	7	6	5	1,059,955
LOPE DE VEGA	2007	SHAMARDAL	2012	IRE	125,000	125,000	9	9	7	917,854
FRANKEL	2008	GALILEO	2014	ENG	200,000	175,000	6	6	6	503,904
SIYOUNI	2007	PIVOTAL	2012	FR	140,000	140,000	14	13	8	493,068
WOOTTON BASSETT	2008	IFFRAAJ	2013	IRE	150,000	100,000	14	11	10	474,491
SEA THE STARS	2006	CAPE CROSS	2011	IRE	150,000	150,000	9	7	5	364,087
DUBAWI	2002	DUBAI MILLENNIUM	2007	ENG	250,000	250,000	1	1	1	335,160
NO NAY NEVER	2011	SCAT DADDY	2016	IRE	125,000	125,000	12	11	8	248,421
PINATUBO	2017	SHAMARDAL	2022	ENG	35,000	35,000	20	20	18	229,074
MASTERCRAFTSMAN	2006	DANEHILL DANCER	2011	DEAD	-	15,000	3	3	2	209,475
SOTTSASS	2016	SIYOUNI	2022	IRE	25,000	30,000	17	12	8	191,016
NIGHT OF THUNDER	2011	DUBAWI	2017	IRE	75,000	75,000	20	19	18	188,736
OASIS DREAM	2000	GREEN DESERT	2005	ENG	20,000	20,000	12	12	10	178,815
INVINCIBLE SPIRIT	1997	GREEN DESERT	2004	IRE	60,000	80,000	10	8	4	177,801
HIGHLAND REEL	2012	GALILEO	2019	IRE	10,000	10,000	6	5	4	166,994
TOO DARN HOT	2016	DUBAWI	2021	ENG	45,000	45,000	15	9	9	135,862
SHOWCASING	2007	OASIS DREAM	2012	ENG	45,000	45,000	15	14	13	128,424
TEOFILO	2004	GALILEO	2009	IRE	30,000	30,000	12	12	11	128,133
KODIAC	2001	DANEHILL	2008	IRE	65,000	65,000	8	6	3	127,690
BLUE POINT	2014	SHAMARDAL	2021	IRE	40,000	40,000	24	22	20	119,255
DARK ANGEL	2005	ACCLAMATION	2009	IRE	60,000	60,000	12	10	10	111,715
CAMELOT	2009	MONTJEU	2015	IRE	75,000	45,000	5	5	5	111,592
BATED BREATH	2007	DANSILI	2014	ENG	15,000	12,500	22	19	17	108,984
AL KAZEEM	2008	DUBAWI	2015	ENG	-	PVT	3	3	3	98,686
CHURCHILL	2014	GALILEO	2019	IRE	25,000	30,000	13	9	8	97,310
NEW BAY	2012	DUBAWI	2018	IRE	37,500	20,000	15	13	8	95,752
PROTECTIONIST	2010	MONSUN	2018	GER	-	6,500	4	4	4	92,519
MEHMAS	2014	ACCLAMATION	2018	IRE	50,000	25,000	23	21	17	90,489
ALMANZOR	2013	WOOTTON BASSETT	2019	FR	30,000	30,000	12	12	10	87,117
AUSTRALIA	2011	GALILEO	2016	IRE	35,000	25,000	9	9	8	80,963
GLENEAGLES	2012	GALILEO	2017	IRE	15,000	25,000	2	1	1	79,601
PERSIAN KING	2016	KINGMAN	2022	FR	30,000	30,000	21	19	14	79,160
SEA THE MOON	2011	SEA THE STARS	2016	ENG	25,000	22,500	23	18	16	78,815
LE HAVRE	2006	NOVERRE	2011	FR	40,000	40,000	14	14	9	77,704
KAMEKO	2017	KITTEN'S JOY	2022	ENG	20,000	25,000	21	19	18	77,583
GHAIYYATH	2015	DUBAWI	2022	IRE	25,000	30,000	11	10	8	76,948
ZOUSTAR	2010	NORTHERN METEOR	2020	AUS	25,000	25,000	7	6	6	73,316
MOHAATHER	2016	SHOWCASING	2022	ENG	15,000	20,000	14	13	10	71,800
HELLO YOUZAIN	2016	KODIAC	2022	FR	25,000	25,000	20	19	16	70,002
CIRCUS MAXIMUS	2016	GALILEO	2022	IRE	12,500	20,000	8	7	6	69,726
EQTIDAAR	2015	INVINCIBLE SPIRIT	2021	ENG	5,000	5,000	7	6	6	67,944
WALDGEIST	2014	GALILEO	2021	IRE	15,000	17,500	15	14	13	66,331
FARHH	2008	PIVOTAL	2015	ENG	PVT	PVT	4	4	4	64,588
STARSPANGLED BANNER	2006	CHOISIR	2012	IRE	35,000	22,500	13	12	10	63,657
EARTHLIGHT	2017	SHAMARDAL	2022	IRE	18,000	20,000	30	25	22	63,460
SHAMAN	2016	SHAMARDAL	2022	IRE	5,000	6,000	8	6	4	61,161
ZARAK	2013	DUBAWI	2019	FR	25,000	12,000	15	15	13	59,340
POSTPONED	2011	DUBAWI	2019	ENG	6,000	7,500	7	7	6	58,188
TAMAYUZ	2005	NAYEF	2010	IRE	7,000	8,000	9	9	9	55,102
KENDARGENT	2003	KENDOR	2009	FR	17,000	10,000	4	4	2	51,698

For a complete roster of all 199 EU sires with in-foal mares sold at 2021 sales, please [click here](#)

SECTION 2: 2022 MAGIC MILLIONS JANUARY YEARLING SALE PREVIEW



Deep Field, leading sire by number catalogued at Magic Millions January sale. Photo courtesy Newgate

A\$200M MAGIC MILLIONS KICKS OFF 2022 ANZ YEARLING SALES

Last year's Magic Million Book 1 sale grossed A\$199,118,000, and with Book 2 added in the week grossed A\$213,111,500. Book 1 had 962 catalogued, of which 793 sold (a remarkable 82.4% sold/catalogued) for an average of A\$251,095. This year the Book 1 catalogue is down 3% to 933 catalogued, with the Book 2 catalogue down 8%, from 324 to 297. All told there are 1,230 yearlings catalogued for the week, down 4% from 1,286 catalogued in 2021. So if Book 1 has the same percentage sold for the same average, the gross will come out around A\$192-million. Because of an increase in the number catalogued from 2020 (888) to 2021 (962) the average increase between 2020 (A\$247,144) and 2021 (A\$251,095) was only 2%, so this year's Book 1 average figures to be +/- A\$250,000.

Five sires have 40+ yearlings catalogued to Book 1: Yarraman Park's **I Am Invincible**, who stood for \$247,500 in 2019, has 54 catalogued, with Newgate's **Deep Field** (\$44,000) and Widden's **Zoustar** (\$154,000) represented by 52 and 50 Book 1 yearlings respectively; Deep Field also has four catalogued in Book 2. Four-time Champion Sire **Snitzel** (\$220,000) has 44 catalogued and Newgate's **Capitalist** (\$55,000), a narrow 2nd to barn-mate Extreme Choice on the Australian Freshman Sire List last season and a narrow 2nd to Arrowfield's Maurice on the Second-Season Sire List this season, has 42 in Book 1. Last year's Champion Sire **Written Tycoon** has 37 in Book 1 and Newgate's promising freshman sire son of Snitzel, **Russian Revolution**, has 33 in Book 1 plus six in Book 2.

Three sires who went to stud for big money have their first yearlings selling at Magic Millions: Coolmore's undefeated US Triple Crown winner **Justify** has 25 yearlings catalogued to Book 1; Widden's 4-time G1 winner at 1200m-1400m **Trapeze Artist**, by Snitzel, has 32 in Book 1; and Arrowfield's **The Autumn Sun**, winner of eight of his nine races, five of them G1's from 1400m-2000m and by Redoute's Choice out of a Galileo half-sister to Azamour, has 30 catalogued. Expect fireworks, from all three. Widden's **Written By**, by Written Tycoon and winner of the G1 Blue Diamond and the first colt home in the 2018 G1 Golden Slipper (behind three fillies), has 20 in Book 1, while Darley's **Harry Angel**, second to Caravaggio with Blue Point third in perhaps the hottest edition of Royal Ascot's 6-furlong G1 Commonwealth Cup thus far, has 17 in Book 1. He came right back from his second to Caravaggio to defeat 'olders' in the G1 July Cup and G1 Haydock Sprint Cup. Aquis's Sunday Silence-line sire **Brave Smash**, a dual G1 winner in Australia at 1200m-1400m, has 12 in Book 1, while Yulong Victoria's **Grunt**, a dual 1600m G1 winner in Australia by legendary New Zealand sire O'Reilly, has seven in Book 1 and eight in Book 2.

**SIRES WITH 9+ YEARLINGS CATALOGUED FOR MAGIC MILLIONS
JANUARY YEARLING SALE**

SIRE NAME	FFLS	STANDS	2021 FEE	2019 FEE	2021 YRLG # SOLD	2021 YRLG AVG	APEX A RNR INDEX 12/17/21	SSR PTS SE21	BK1	BK2	C	F	TOTAL
DEEP FIELD	2016	NSW	88,000	44,000	116	120,764	1.33	74.85	52	4	25	31	56
I AM INVINCIBLE	2011	NSW	220,000	247,500	100	409,264	2.55	96.96	54	-	29	25	54
ZOUSTAR	2015	NSW	154,000	154,000	107	210,778	2.48	93.11	50	-	22	28	50
SNITZEL	2007	NSW	165,000	220,000	83	370,492	3.06	95.00	44	-	22	22	44
CAPITALIST	2018	NSW	99,000	55,000	103	155,868	-	-	42	-	21	21	42
SPIRIT OF BOOM	2015	QLD	33,000	44,000	76	107,076	1.92	49.33	29	12	20	21	41
BETTER THAN READY	2016	QLD	33,000	33,000	85	36,571	0.89	32.00	20	20	23	17	40
RUSSIAN REVOLUTION	2019	NSW	44,000	55,000	89	93,518	-	-	33	6	22	17	39
WRITTEN TYCOON	2008	VIC	165,000	110,000	70	239,451	1.64	88.67	37	-	18	19	37
TRAPEZE ARTIST	2020	NSW	66,000	88,000	-	-	-	-	32	1	22	11	33
THE AUTUMN SUN	2020	NSW	66,000	77,000	-	-	-	-	30	-	17	13	30
DUNDEEL	2015	NSW	66,000	66,000	57	111,775	2.23	87.56	24	2	14	12	26
EXCEED AND EXCEL	2005	NSW	132,000	88,000	24	293,713	2.04	88.93	26	-	17	9	26
JUSTIFY	2020	NSW	55,000	PVT	-	-	-	-	25	1	18	8	26
SHALAA	2018	NSW	44,000	33,000	69	140,224	-	-	22	4	17	9	26
HELLBENT	2019	NSW	22,000	27,500	78	97,330	-	-	22	1	10	13	23
WRITTEN BY	2020	NSW	24,750	24,750	-	-	-	-	20	2	12	10	22
ALL TOO HARD	2014	NSW	33,000	27,500	44	61,088	1.36	76.04	12	9	13	8	21
HARRY ANGEL	2020	NSW	16,500	22,000	-	-	-	-	17	3	14	6	20
PIERRO	2014	NSW	110,000	88,000	93	162,706	2.06	81.52	20	-	12	8	20
RUBICK	2016	VIC	27,500	38,500	62	42,848	0.76	51.56	12	8	12	8	20
SO YOU THINK	2013	NSW	77,000	38,500	89	125,879	2.18	92.22	17	2	14	5	19
LONHRO	2005	NSW	66,000	77,000	39	129,727	2.15	90.70	16	-	13	3	16
GRUNT	2020	VIC	13,750	13,750	-	-	-	-	7	8	8	7	15
MERCHANT NAVY	2019	NSW	33,000	55,000	84	96,319	-	-	15	-	8	7	15
NOT A SINGLE DOUBT	2006	RETIRE	-	110,000	28	434,904	2.94	94.81	15	-	6	9	15
PARIAH	2019	NSW	16,500	22,000	68	77,392	-	-	9	6	7	8	15
DIVINE PROPHET	2018	QLD	16,500	22,000	34	33,966	-	-	3	11	6	8	14
PRIDE OF DUBAI	2017	NSW	22,000	38,500	47	58,422	1.26	26.44	6	8	5	9	14
BRAVE SMASH	2020	QLD	16,500	22,000	-	-	-	-	12	1	9	4	13
ENCRYPTION	2020	QLD	13,200	13,200	-	-	-	-	5	8	9	4	13
MORE THAN READY	2002	KY	-	55,000	21	101,155	1.24	81.22	13	-	9	4	13
AMERICAN PHAROAH	2018	KY	49,500	66,000	52	140,918	-	-	8	4	4	8	12
BRAZEN BEAU	2016	VIC	49,500	49,500	16	85,072	1.84	84.30	12	-	5	7	12
HEROIC VALOUR	2019	QLD	-	7,700	30	41,980	-	-	2	10	6	6	12
IMPENDING	2019	VIC	22,000	22,000	57	68,485	-	-	9	3	6	6	12
NICCONI	2011	VIC	27,500	38,500	39	69,115	1.24	63.48	9	3	6	6	12
SHOWTIME	2020	NSW	11,000	11,000	-	-	-	-	3	9	6	6	12
STAR TURN	2018	NSW	16,500	22,000	46	57,034	-	-	4	8	7	5	12
HEADWATER	2017	NSW	16,500	16,500	43	49,669	0.81	39.52	3	8	8	3	11
INVADER	2019	QLD	22,000	27,500	38	88,847	-	-	6	5	8	3	11
LEAN MEAN MACHINE	2020	QLD	13,200	17,600	-	-	-	-	5	6	2	9	11
SHOOTING TO WIN	2016	NSW	11,000	22,000	4	8,036	1.76	37.30	3	8	6	5	11
STREET BOSS	2010	NSW	55,000	27,500	18	95,312	1.27	67.81	10	1	7	4	11
EXTREME CHOICE	2018	NSW	PVT	22,000	19	126,360	-	-	10	-	6	4	10
EPAULETTE	2015	TUR	16,500	27,500	22	47,507	1.72	62.85	2	7	6	3	9
FASTNET ROCK	2006	NSW	165,000	165,000	37	300,970	3.23	96.74	9	-	4	5	9
MENARI	2019	NSW	11,000	16,500	10	85,465	-	-	7	2	6	3	9
SMART MISSILE	2013	NSW	16,500	22,000	1	15,453	0.93	37.37	5	4	9	0	9

For a complete summary list of sires with yearlings catalogued at MMJAN, please click here